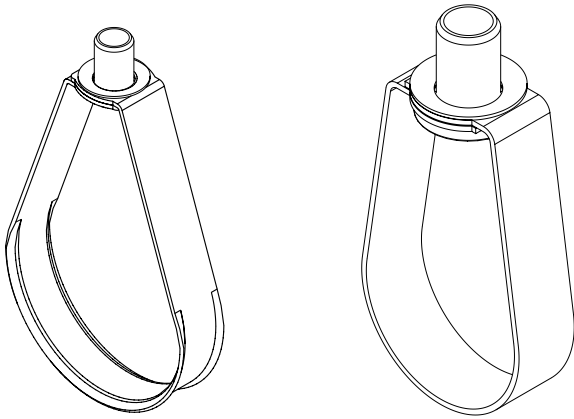


115 & 115M STANDARD DUTY LOOP HANGERS



115 and 115M Series

Flared edges provided on 1/2" through 4" Loop Hanger only

This product provides pipe support for stationary non-insulated piping only.

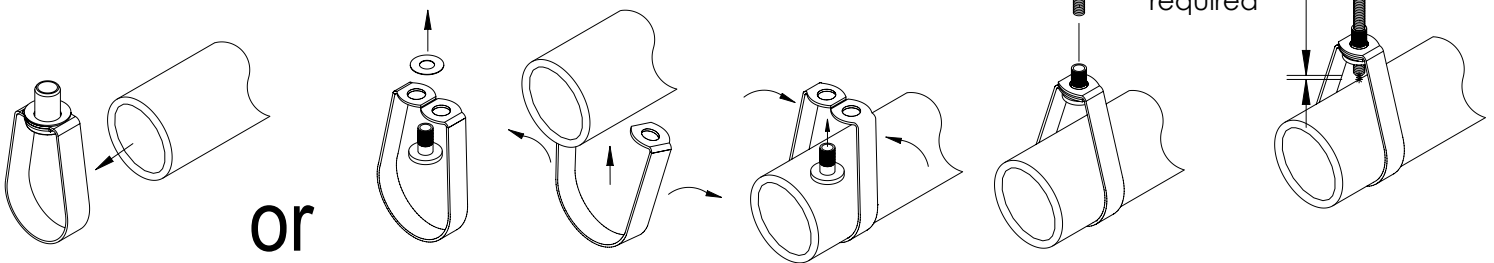
Models 115 and 115M conform with federal specification WW-H-171 (type 10), Manufacturers Standardization Society (MSS) SP-58 and SP-69 (type 10).

*Global Part Number	Article Number	Nominal Pipe Size	Rod Size	Rod Type	Static Load (lbs)
1150050EG	N/A	1/2"	3/8"	ANSI/MSS Heavy Duty	300
1150075EG		3/4"			
1150100EG		1"			
1150125EG		1-1/4"			
1150150EG		1-1/2"			
1150200EG		2"			
1150250EG		2-1/2"			
1150300EG		3"	N/A	N/A	525
1150350EG		3-1/2"			585
1150400EG		4"			600
1150500EG		5"	1/2"	N/A	1000
1150600EG		6"			
1150800EG		8"			
115M0050EG		597860**			
115M0075EG	597870**	3/4"	M10	ANSI/MSS Heavy Duty	300
115M0100EG	597880**	1"			
115M0125EG	597890**	1-1/4"			
115M0150EG	597900**	1-1/2"			
115M0200EG	597910**	2"			
115M0250EG	597920**	2-1/2"			
115M0300EG	597930**	3"			
115M0350EG	N/A	3-1/2"	N/A	N/A	525
115M0400EG	597940**	4"			585
115M0500EG	597950**	5"			600
115M0600EG	597960**	6"	M12	N/A	1000
115M0800EG	597970	8"			

*Felt-lined replaces "EG" suffix with "FL". Example 1150050FL. Felt-lined series (FL) provides support for stationary piping with no metal to pipe contact.

**VdS approved

Loop Hanger Installation:



WARNING:

1. nVent products shall be installed and used only as indicated in nVent product instruction sheets and training materials. Instruction sheets are available at www.nVent.com and from your nVent customer service representative.
2. nVent products must never be used for a purpose other than the purpose for which they were designed or in a manner that exceeds specified load ratings.
3. All instructions must be completely followed to ensure proper and safe installation and performance.
4. Improper installation, misuse, misapplication or other failure to completely follow nVent's instructions and warnings may cause product malfunction, property damage, serious bodily injury and/or death, and void your warranty.
5. Products that are manufactured using spring steel components shall be used only in a non-corrosive indoor environment.
6. All pipe supports, hangers, intermediate components and structural attachments must **ONLY** be used as described herein and are **NEVER** to be used for any other purpose.

NOTE: All load ratings are for static conditions and do not account for dynamic loading such as wind, water or seismic loads, unless otherwise noted.

The customer is responsible for:

- a. Conformance to all governing codes.
- b. The integrity of structures to which the products are attached, including their capability of safely accepting the loads imposed, as evaluated by a qualified engineer.
- c. Using appropriate industry standard hardware as noted above.

SAFETY INSTRUCTIONS:

All governing codes and regulations and those required by the job site must be observed. Always use appropriate safety equipment such as eye protection, hard hat, and gloves as appropriate to the application.

nVent, nVent CADDY, nVent ERICO Cadweld, nVent ERICO Critec, nVent ERICO, nVent ERIFLEX, and nVent LENTON are owned by nVent or its global affiliates. All other trademarks are the property of their respective owners. nVent reserves the right to change specifications without prior notice.



TECHNICAL SUPPORT:
www.nVent.com

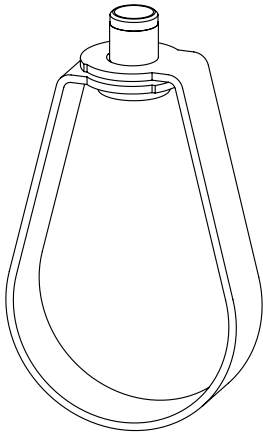
CFS288_M

1 OF 2

© 2000-2018 nVent All Rights Reserved



100 & 100T HEAVY DUTY LOOP HANGER




100 Series

Global Part Number	Nominal Pipe Size	Rod Size	Rod Type	Static Load (lbs)
1000200EG	2"	1/2"	ANSI/MSS Heavy Duty	1000
1000250EG	2-1/2"			
1000300EG	3"			
1000350EG	3-1/2"			
1000400EG	4"	5/8"		1100
1000500EG	5"			
1000600EG	6"	3/4"		1250
1000800EG	8"	7/8"		

This product provides pipe support for stationary non-insulated piping only.

Model 100 conforms with federal specification WW-H-171 (type 10), Manufacturers Standardization Society (MSS) SP-58 and SP-69 (type 10).



100T Series

Global Part Number	Nominal Pipe Size	Rod Size	Rod Type	Static Load (lbs)
100T0200EG	2"	1/2"	ANSI/MSS Heavy Duty	1250
100T0250EG	2-1/2"			
100T0300EG	3"			
100T0350EG	3-1/2"			
100T0400EG	4"			

This product provides pipe support for stationary non-insulated piping only.

Model 100T conforms with federal specification WW-H-171 (type 10), Manufacturers Standardization Society (MSS) SP-58 and SP-69 (type 10).

UL Listed to support trapeze assembly loads of 8" pipe sizes

