



D I G I T A L B R O C H U R E 2 0 2 2



C O N T E N T S

Q 1 2 4

A L L U R E

Onyx 10

Galaxy 12

Nexus 14

Fusion 16

Imperio 18

V A L U E P R E M I U M

Hallmark 20

Q U E S T

Metro 22

Discovery 24



At Fabuwood, we create kitchens that make you feel at home.

Cabinets play a pivotal role in orchestrating the flow of your kitchen design. Offering a seamless balance of functionality, endurance and poise, Fabuwood cabinets are built to withstand the test of time. Each door style embodies a distinct character and vibe that's unique to your personality and what you stand for. Featuring cabinets in a

great combination of style, selection and price, Fabuwood invites a welcoming sense of comfort and luxury to the space that's central to your life. Go ahead and explore our wide variety of cabinets styles, materials and finishes, and discover the one that perfectly captures the heart of your home.

Q12

QUALITY REDEFINED

Design is so much more than appearance alone. How are quality cabinets truly defined? After performing a thorough analysis alongside industry professionals, the definition of quality cabinets has been narrowed down to twelve unique attributes. Collectively, these twelve simple but significant pillars have been given an even simpler name - Quality 12. A Q12 cabinet encompasses 12 facets that together make up a superior product.







Q1

QUALITY SOURCED LUMBER

This Q12 standard requires the use of carefully selected top-grade lumber, guaranteeing the finest and most dependable kitchen cabinets. To meet this requirement, Fabuwood has implemented a rigorous inspection process to assure that only first-class products, free of irregularities, leave the plant.

Q2

PRO TOUCH TECHNIQUES

To fully permeate a Q12 assessment, expert finishing methods are required to influence first impressions and assure a lasting finish that is easy to maintain. Fabuwood's own pro touch technique uses renowned brands to create a durable, simple-to-clean cabinet, that will hold its beauty for years.



Q3

DOVETAIL CONSTRUCTION

Another important facet of Q12 is the required use of dovetail construction. This process involves plywood side panels to perfectly interlock with a solid wood face frame through corresponding dovetail grooves. This highly resilient technique, that Fabuwood introduced to the market, guarantees that Q12 cabinet lines are secure, strong, and long-lasting.



Q4

ANTI-WARP STRUCTURES

The anti-warp component involves the use of plywood panels comprised of rigid reinforcement beams. By applying the beams with a dovetail construction technique to secure all components, Fabuwood meets this standard, ensuring a strong, reliable build that is resistant to distortion.

Q5

METAL SHELF CLIPS

To maintain a maximum level of stability that preserves a shelf's longevity, these metal shelf clips assure sturdiness and durability. With this feature your shelves are sure to stand the test of time.



Q6

SOLID BACK BUILDS

For superior structural longevity, this Q12 feature requires that the back of a cabinet is constructed from one piece of solid half-inch plywood. Fabuwood fulfills this standard by manufacturing strong cabinet backs with a single piece of plywood ensuring durable strength and dimensional stability.



Q7

FLUSH FIT FRAMES

In order to be considered Q12 compliant, a cabinet must have flush inner frames that provide an attractive appearance while giving added dimension to the internal area. Fabuwood's Q12 lines display prime craftsmanship with their flat surface top and bottom interior planes, that result in convenient and practical usage.

Q8

FINISHED INTERIORS

Treated and finished cabinet interiors are another significant feature of Q12 as they produce a clear statement of quality and attention to detail. As opposed to manufacturing with an applied lining, Fabuwood's vigorous top treatment techniques create a refined and durable design that is free of bubbling, peeling and chipping.



Q9

SOFT-CLOSING ACTION

Another great characteristic of the Q12 qualification is the use of compact hinges with a built-in, soft-close mechanism. Fabuwood uses the smooth-running capability and soft closing action of Blum's tandem plus self-closing hinges, providing an impeccably gentle and fluid cabinet function.





Q10

FLUID FULL-EXTENSION

Cabinets built with smooth full-extension glides guarantee an enhanced running action that maximizes its storage to its full capacity and ensures Q12 eligibility. Fabuwood manufactures Q12 cabinets with Blum's tandem plus runners and soft-closing technology, precisely utilizing space while also preventing damage and depreciation.

Q11

EZ LEVEL DRAWER FRONTS

To ensure proper door alignment and function, a Q12 cabinet requires an effortless system, utilizing a degree of mechanical precision for installing perfectly positioned drawer faces. Fabuwood innovated a unique technique using circular discs that allow for easy 3/8" adjustments in any direction, resulting in a Q12 cabinet that achieves an aesthetically graceful balance.



Q12

SIGNATURE

The final Q12 metric requires a thorough review at each manufacturing stage to ensure the completed product meets the provisions specified in the quality assurance system. Upon factory exit, a stamp of approval is given to show Fabuwood's commitment to quality control from the very first level of Q1 to the final Q12 stage, thus guaranteeing a superior and immaculate end product.

O N Y X


- ◆ Full overlay door with mortise & tenon construction
- ◆ 5-pc. recessed drawer front
- ◆ 5/8" solid wood drawer box with dovetail construction
- ◆ Compact Blumotion (model #39C355B.20) soft-close mechanism integrated in concealed six-way adjustable hinges
- ◆ Tandem plus Blumotion (model #563H) full extension concealed drawer runners
- ◆ 1/2" select veneer plywood construction
- ◆ Natural finished interior
- ◆ 3/4" select veneer plywood adjustable shelves edge-banded in natural finish
- ◆ Face frame and end panels, attached with dovetail construction
- ◆ Available in three finishes: Cobblestone, Horizon and painted Frost
- ◆ Upgrade available: various high sheen finishes



COBBLESTONE



HORIZON



FROST





Allure



G A L A X Y

- ◆ Full overlay door with mortise & tenon construction
- ◆ 5-pc. recessed drawer front
- ◆ 5/8" solid wood drawer box with dovetail construction
- ◆ Compact Blumotion (model #39C355B.20) soft-close mechanism integrated in concealed six-way adjustable hinges
- ◆ Tandem plus Blumotion (model #563H) full extension concealed drawer runners
- ◆ 1/2" select veneer plywood construction
- ◆ Natural finished interior
- ◆ 3/4" select veneer plywood adjustable shelves edge-banded in natural finish
- ◆ Face frame and end panels, attached with dovetail construction
- ◆ Available in six finishes: Espresso, Cobblestone, Horizon and painted Linen, Frost, Nickel & Indigo
- ◆ Upgrade available: various high sheen finishes



Q12™
PREMIUM KITCHEN CABINETS



ESPRESSO




COBBLESTONE



HORIZON



INDIGO



LINEN



FROST



NICKEL

Allure

N E X U S

- ◆ Full overlay MDF reversed center panel door with mortise & tenon construction
- ◆ 5-pc. recessed drawer front
- ◆ 5/8" solid wood drawer box with dovetail construction
- ◆ Compact Blumotion (model #39C355B.20) soft-close mechanism integrated in concealed six-way adjustable hinges
- ◆ Tandem plus Blumotion (model #563H) full extension concealed drawer runners
- ◆ 1/2" select veneer plywood construction
- ◆ Natural finished interior
- ◆ 3/4" select veneer plywood adjustable shelves edge-banded in natural finish
- ◆ Face frame and end panels, attached with dovetail construction
- ◆ Available in two painted finishes: Slate & Frost
- ◆ Upgrade available: various high sheen finishes



S L A T E



F R O S T



Q12™
PREMIUM KITCHEN CABINETS



Allure



F U S I O N

- ◆ Full overlay MDF reversed center panel door with mortise & tenon construction
- ◆ 5-pc. recessed drawer front
- ◆ 5/8" solid wood drawer box with dovetail construction
- ◆ Compact Blumotion (model #39C355B.20) soft-close mechanism integrated in concealed six-way adjustable hinges
- ◆ Tandem plus Blumotion (model #563H) full extension concealed drawer runners
- ◆ 1/2" select veneer plywood construction
- ◆ Natural finished interior
- ◆ 3/4" select veneer plywood adjustable shelves edge-banded in natural finish
- ◆ Face frame and end panels, attached with dovetail construction
- ◆ Available in six finishes: Blanc, Nickel, Dove, Stone, Oyster & Kona
- ◆ Upgrade available: various high sheen finishes



Q12™
PREMIUM KITCHEN CABINETS



BLANC



NICKEL



DOVE



STONE



OYSTER



KONA

Allure

IMPERIO

- ◆ Full overlay door with mortise & tenon construction
- ◆ Applied moulding and 5-pc. recessed drawer front
- ◆ 5/8" solid wood drawer box with dovetail construction
- ◆ Compact Blumotion (model #39C355B.20) soft-close mechanism integrated in concealed six-way adjustable hinges
- ◆ Tandem plus Blumotion (model #563H) full extension concealed drawer runners
- ◆ 1/2" select veneer plywood construction
- ◆ Natural finished interior
- ◆ 3/4" select veneer plywood adjustable shelves edge-banded in natural finish
- ◆ Face frame and end panels, attached with dovetail construction
- ◆ Available in two painted finishes: Dove & Nickel
- ◆ Upgrade available: various high sheen finishes



DOVE



NICKEL





Allure

H A L L M A R K

- ◆ Full overlay door on base cabinets with modified overlay on wall cabinets.
- ◆ Solid wood door and drawer front frames are mortise & tenon construction
- ◆ Veneer raised panel door captured into solid wood rails
- ◆ 5-pc. recessed panel drawer front
- ◆ 5/8" solid wood drawer box with dovetail construction
- ◆ Compact Blumotion (model #39C355B.20) soft-close mechanism integrated in concealed six-way adjustable hinges
- ◆ Tandem plus Blumotion (model #563H) full extension concealed drawer runners
- ◆ 1/2" select veneer plywood construction
- ◆ Natural finished interior
- ◆ 5/8" select veneer plywood adjustable shelves edge-banded in natural finish
- ◆ Available in painted Frost
- ◆ Upgrade available: various high sheen finishes



F R O S T





Value Premium

M E T R O

- ◆ Traditional overlay door with mortise & tenon construction
- ◆ MDF covered veneer center panel captured into solid wood rails
- ◆ 5-pc. drawer fronts
- ◆ 5/8" solid wood drawer box with dovetail construction
- ◆ Compact Blumotion (model #38N355B.06) soft-close mechanism integrated in concealed six-way adjustable hinges
- ◆ Tandem plus Blumotion (model #554H5330B01) 80% extension concealed drawer runners
- ◆ 1/2" select veneer plywood construction
- ◆ Natural finished interior
- ◆ 5/8" select veneer plywood adjustable shelves edge-banded in natural finish
- ◆ Available in three finishes: Java, Mist & painted Frost
- ◆ Upgrades available: various high sheen finishes



J A V A



M I S T



F R O S T





Quest

DISCOVERY

- ◆ Traditional overlay door with mortise & tenon construction
- ◆ Veneer recessed panel captured into solid wood rails
- ◆ 5-pc. drawer fronts
- ◆ 5/8" solid wood drawer box with dovetail construction
- ◆ Compact Blumotion (model #38N355B.06) soft-close mechanism integrated in concealed six-way adjustable hinges
- ◆ Tandem plus Blumotion (model #554H5330B01) 80% extension concealed drawer runners
- ◆ 1/2" select veneer plywood construction
- ◆ Natural finished interior
- ◆ 5/8" select veneer plywood adjustable shelves edge-banded in natural finish
- ◆ Available in painted Frost
- ◆ Upgrades available: various high sheen finishes




F R O S T





Quest



69 Blanchard St. | Newark, NJ 07105 | T: (201) 432-6555 | F: (201) 432-6055 | www.fabuwood.com
2022 Fabuwood Cabinetry Corp. All Rights Reserved.