

# ELMHURST ART MUSEUM

## ART, EDUCATION & ARCHITECTURE

### 10-Minute Chair Design Challenge



Ludwig Mies van der Rohe, *Armchair MR 534*, 1927–32, ©  
Foto: ifa, A. Körner, bildhübsche Fotografie, VG Bild-Kunst,  
Bonn 2018



Students from Jackson Elementary School, *Chair design from 10-minute Challenge*, 2019.

The Bauhaus was a legendary German school that revolutionized the parameters of art, the crafts, and technology. While it existed for only 14 short years (1919-1933), its influence shaped modern thinking and artistic approaches to industrialization. After one hundred years after its founding, the modern ideals of the school spread the globe and are still integrated in today's interdisciplinary approaches to the arts.

The exhibition, *The Whole World a Bauhaus*, was divided into eight different chapters, each focusing on an aspect of work and life at the Bauhaus during its operation. These sections highlighted the work students did in their revolutionary workshops with industrial materials and processes, the school's major impact on the international avant-garde, and how the students and instructors sought to rethink their world. The Elmhurst Art Museum was the only U.S. venue of the touring exhibition.

This activity challenges participants to discover their own personal approach to design, which offers the best opportunities for interdisciplinary thinking. Creativity enables us to find solutions for multi-pronged challenges beyond the arts and into real-world application.

Check out our website for more information and images of *The Whole World a Bauhaus*. Share your creations and tag us on social media! #MuseumAtHome

Sincerely,

Joseph Hladik, Director of Education & Grants Administrator




# ELMHURST ART MUSEUM

## ART, EDUCATION & ARCHITECTURE

In the activity you will:

- Experiment household materials
- Study the work of Bauhaus students and masters
- Collaborate with others
- Learn about the design process
- Improve creative problem-solving skills
- Learn about elements of design
- Create your own chair design
- Challenge your creativity among restrictions



You will need:

Part 1:

- 1 index card (any size)
- 2 rubber bands
- 2 plastic straws (bendy optional)
- 2 paper clips
- 2 paper fasteners
  - If you do not have these, supplement 2 additional paper clips
- Scissors

Part 2:

- Piece of paper
- Pencil and/or pen
- Coloring utensils and/or construction paper



# ELMHURST ART MUSEUM


## ART, EDUCATION & ARCHITECTURE

### INSTRUCTIONS

#### Activity 1: 10-Minute Chair Design


Using only the materials listed above, design a chair under the following restrictions:

- You only have 10 minutes to plan and create your design
- It may be helpful to sketch out ideas on a piece of paper before making any cuts
- You may work individually or collaboratively with another person
- You can alter the materials by cutting, poking holes, or even connecting
- You do not have to use all of the listed materials, but you can not use anything additional



Things to think about as you prepare your design:

- How can I best use these everyday supplies?
  - What are the limitations of these materials?
- How do I balance the aesthetics of the chair with the function of a chair?
- What problems can I anticipate that I would like to address in my design?
- What makes my design different from other chairs that I've seen?




# ELMHURST ART MUSEUM

## ART, EDUCATION & ARCHITECTURE

### Activity 2: Poster Design

After your design is made, it is time to think about how you would market your chair for others to buy. Consider some of the following questions:

- Where in my house would I use this chair?
- Who might want to buy this?
- If I were to make this chair, what actual materials would I consider using?
- What features does this chair have that sets it apart from others?



Design a poster that would help advertise and sell your chair

- Include a drawing of your chair, perhaps with someone using it
- Use attention-getting colors and design to the information is clear and appealing
- What details would you feature to help attract customers



Visiting student from Prosser Academy, *Chair Design Poster*, 2019.




# ELMHURST ART MUSEUM

## ART, EDUCATION & ARCHITECTURE

Time for a sales pitch! Present your new product to a family member or friend and get feedback on your design!

- What could be improved?
- If you were to do this again, what might you do differently?
- Did you learn anything unexpected?
- What challenges did you face?
- What might you do differently if you were able to design with a different set of restrictions?



Kurt Schmidt, Construction for fireworks, from the Stage Workshop, 1923, © Foto: ifa, A. Körner, bildhübsche Fotografie

The exhibition *A Whole World a Bauhaus* is part of the Year of German-American Friendship initiated by the German Federal Foreign Office and the Goethe-Institut, and supported by the Federation of German Industries (BDI). The workshop is in partnership with the German Design Museum Foundation, Entdecke Design (Discover Design).

