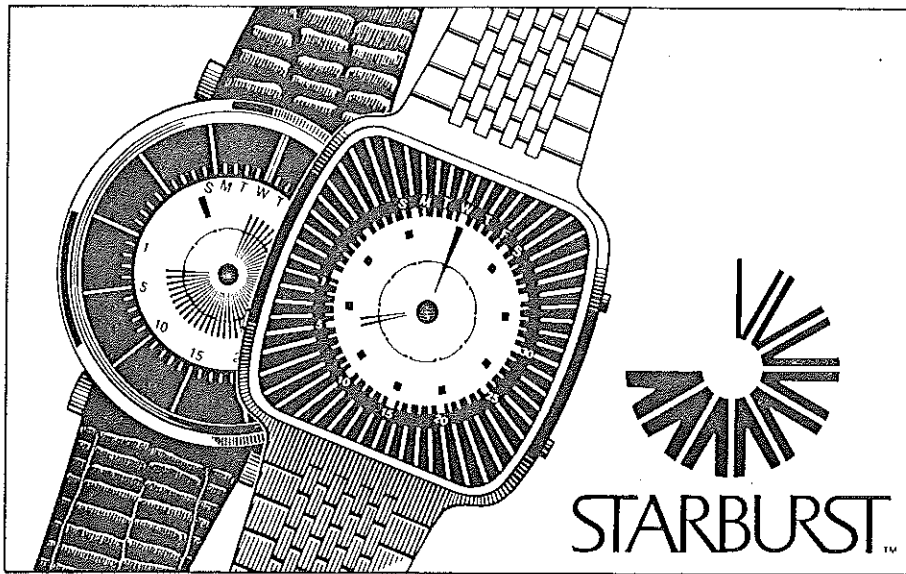




**9th Annual
Dallas
White Rock
Marathon &
Mini-Marathon**

DECEMBER 2, 1978

*This is today's most advanced
watch with "hands".*



The Starburst™ Chronograph from Texas Instruments.

A unique combination of sophisticated technologies, the Starburst™ Chronograph represents a totally new concept in timekeeping — it is the first totally electronic LCD quartz chronograph with "hands".

The Starburst Chronograph provides this traditional analog time presentation *electronically*. . . with the computer-controlled accuracy, reliability and added functions of an LCD quartz digital watch.

Innovative applications of Texas Instruments technology in displays and integrated circuits give the Starburst Chronograph a continuous readout of current time, day and date or time in an alternate zone. A striking stopwatch display that sweeps like fire measures elapsed time accurate to the tenth of a second. No other analog watch offers this kind of versatility.

A precision instrument with the unmistakable look and feel of fine jewelry, the Starburst Chronograph is carefully crafted in distinctive cases of 10-micron gold plate or 100% stainless steel. A single lithium battery provides more than two years of operation in normal use.

You can own today's most advanced solid-state watch . . . the Starburst Chronograph by Texas Instruments, the first totally electronic LCD quartz analog chronograph. From \$275*.

*Suggested retail price.



TEXAS INSTRUMENTS

422 NorthPark Center
Dallas, Texas 75225
(214) 369-0444

Texas Instruments retail stores are operated by Texas Instruments Supply Company, a subsidiary of Texas Instruments.



THE WHITE ROCK MARATHON

Dear White Rock Runners:

On behalf of the White Rock Marathon Committee, I would like to sincerely congratulate all participants of the 9th Annual White Rock Marathon and Mini-Marathon.

Our expression of gratitude is extended to each of the over 200 dedicated volunteers who helped with the success of this event. This year's race represents a significant increase in size, with almost 4,000 registered runners in the two events and over 2,400 in the Marathon.


The response from the runners who ran in the two races has been very positive and clearly indicates the success of the day's activities. Already, plans are in work for the 10th Annual White Rock Marathon. For all of you who enjoyed this year's race, we plan to make next year's Marathon even better.

Have a great running year!

Yours truly,

Lou Neeb, Chairman
White Rock Marathon Committee

OFFICE OF THE MAYOR/CITY OF DALLAS



Proclamation

WHEREAS, physical fitness is vital to the successful functioning of all people and of our society as a whole; and

WHEREAS, the Aerobics Center, the Cross Country Club of Dallas, Texas Instruments, Adelstein Jewelers, Adidas and Steak and Ale Restaurants have all joined to present the 9th Annual White Rock Marathon at White Rock Lake in Dallas; and

WHEREAS, it is the hope of the supporters of this event that its growth and attraction of international competitors will have a profound effect upon the interest and participation of Dallas citizens in activities contributing to improved physical fitness.

Now, Therefore, I, Robert S. Folsom, Mayor of the City of Dallas, do hereby proclaim Saturday, December 2, 1978, as

WHITE ROCK MARATHON DAY

in Dallas.


Mayor, The City of Dallas




Adelstein
FINE JEWELRY AND GEMS

*Even The Name
Means Precious Gems*

NORTH PARK • TOWNEAST



Ed Leddy




DALLAS WHITE ROCK HOSTS 4,000 RUNNERS

"All that glitters..."

Biggest, best organized, best aid stations, best finish line, new course, but unpredictable Texas weather were the story of 1978. Marathon entries reached 2,404, along with 1,484 mini-marathoners, compared to 909 and 695 last year. The organizational package headed by Race Director Dale Hager and Raceline Systems was complete to the smallest detail, but typical to our Texas weather, it was perfect the week before and the week after.

"I don't remember much about the last 5 miles."


Tom Marino, 21 year old SMU junior, led the marathon virtually from the start, winning in 2:18:55. For the first five miles, Hector Ortiz of Fort Worth was on Tom's shoulder. However, Hector cramped and was overtaken by Irish Olympian Ed Leddy, who steadily closed the gap to pull even to Tom at the 15 mile point. At about 17 miles, Ed began dropping back and recorded a 20 mile split of 1:44:51 to Tom's 1:44:45. Although Marino did not realize it, Leddy attempted to close the gap at 21 miles, only to slowly fall back again so that, at 25, Marino was up by more than a minute at 2:12:18 to 2:13:25. Tom was to widen the gap a bit more as Ed finished in 2:20:26. Tom would later confess that he remembered little of the last five miles. Hector Ortiz, at 2:25:21, held off Rick McLaughlin's 2:25:32 for third.




Tom Marino



Karen Bridges






(Supply your own caption)


"Always a bridesmaid..."

Ed Leddy should take heart. In four previous White Rock's, a previous silver medalist has come back to capture the brass ring. Wayne Comer, 2nd in 1971 and 3rd in 1972, was victorious in 1973. Don Kennedy was 2nd in 1974 and triumphed in February of 1976. John Lodwick played second fiddle in December, 1976, and succeeded to king of the mountain in 1977. A year later, John's crown prince, Tom Marino, is sitting on the throne with the scepter. It can probably now be said that Ed's got them where he wants them for 1979.



"Able to leap tall buildings..."

Karen Bridges, 20 year old Oklahoma State University distance runner, who a year before had averaged 5:55 per mile at the half-marathon, left a number of spectators and runners gasping as she smashed Dorothy Doolittle's women's record with a 2:48:36. Although running strongly and smoothly throughout, Karen expressed to some of the men running with her that she was afraid she did not have the right kind of training for a marathon (this was her first). Fellow Houstonians, Vanessa Vajdos, 20, and Donna Burge, 27, ran 2nd and 3rd with 3:00:32 and 3:00:35.



"It's not who wins or loses..."

In all, 1,825 persevered to completion on this trying day. Amazingly, despite the adverse conditions, there were no

serious problems encountered by the runners, which is a credit to all who competed in monitoring their condition in the face of the wind, heat and humidity. Special recognition goes to Don Logan, a many-time competitor at White Rock, who finished his 100th marathon with hundreds who finished their first.


"Never so few..."

In final retrospect, the 3,888 runners were treated like royalty by over 200 volunteers who registered, timed, manned aid stations, drove buses, handled communications, staffed medical units, compiled and tabulated results, directed traffic, served as course monitors, and did the hundreds of necessary jobs. In addition, the major sponsors, Texas Instruments, Adelstein Jewelers, Adidas, Steak and Ale, the Aerobics Activity Center, and the Cross Country Club of Dallas made the White Rock Marathon, 9th edition, one of the major events in this sport.

Ralph Taite

"Aloha"

Leading 1,422 mini-marathoners were Honolulu bound Jeff Wells and John Lodwick, who ran 24:21 and 24:41. John Bednarski was 3rd in 25:00. Leading women were Carol Urish, 27, of Austin in 30:21, Cindy Tolle, 13, 31:00, and Debbie Cunningham, 23, in 31:33. Due to the crush of starters in the two races, the mini began 30 minutes after the marathon.



THE 9TH ANNUAL
WHITE ROCK MARATHON
DECEMBER 2, 1978

OVERALL RESULTS FIRST 100 OF 1826 FINISHERS

OVER- ALL	NAME	HOMETOWN	AGE	SEX	CLASS POS	OFFICIAL RESULTS	
						AVE TIME	FINISH TIME
1	HARIND, THOMAS C	DALLAS, TX	21	M	1	5.17	2.18.55
2	LEDDY, ED	MURFREESBORO, TN	27	M	1	5.21	2.20.26
3	ORTIZ, HECTOR L	FT WORTH, TX	29	M	1	5.32	2.25.21
4	MCLAUGHLIN, RICK M	EL PASO, TX	29	M	2	5.33	2.25.32
5	MUSGRAVE, RICHARD	NORMAN, OK	23	M	2	5.36	2.26.50
6	BAKER, STEVE	FAYETTEVILLE, AR	25	M	3	5.36	2.27.13
7	TRUJILLO, DENNIS R	FT HOOD, TX	24	M	4	5.38	2.27.47
8	OWINGS, GREGORY M	NORMAN, OK	30	M	3	5.38	2.27.55
9	STRAND, RONALD J	DALLAS, TX	29	M	4	5.39	2.28.13
10	NYE, PETER	ALEXANDRIA, VA	31	M	5	5.42	2.29.30
11	CHILOS, DENTON L	SPRINGFIELD, MO	28	M	6	5.43	2.29.58
12	BORDELL, MICHAEL H	FT COLLINS, CO	22	M	5	5.43	2.30.08
13	TEIXEIRA, RICHARD	SEARCY, AR	19	M	2	5.49	2.32.50
14	HODDVER, DAVE K	CHAMPAIGN, IL	22	M	6	5.52	2.33.49
15	MERICLE, CLENT R	CORPUS CHRISTI, TX	25	M	7	5.57	2.36.20
16	MAYFIELD, THOMAS M	SAN ANGELO, TX	39	M	1	5.59	2.36.57
17	PICERNO, KENNETH R	GRAND PRAIRIE, TX	20	M	3	5.59	2.37.02
18	TOPPING, ROBERT R	DALLAS, TX	18	M	4	6.00	2.37.19
19	STEVENS, RAY A JR	LINCOLN, NB	38	M	2	6.00	2.37.42
20	CASILLAS, RON D	SHREVEPORT, LA	20	M	5	6.00	2.37.43
21	CARRIGG, STEVE M	BOWLING GREEN, KY	22	M	8	6.01	2.37.54
22	JENKINS, MICHAEL	LUBBOCK, TX	25	M	9	6.02	2.38.32
23	GLEASON, JAMES D	DALLAS, TX	22	M	10	6.04	2.39.18
24	NOLEN, CRAIG R	DALLAS, TX	18	M	6	6.04	2.39.20
25	DEAN, ROBB M	CARROLLTON, TX	30	M	7	6.05	2.39.34
26	THOMPSON, JOEL D	AMARILLO, TX	19	M	7	6.06	2.40.07
27	LUCAS, BARRY A	LINCOLN, NB	20	M	8	6.07	2.40.28
28	GIBBONS, ROBERT C	HOUSTON, TX	22	M	11	6.08	2.41.09
29	MAHOOD, STEPHEN H	SAN ANTONIO, TX	25	M	12	6.09	2.41.25
30	MARTY, BILL	MESQUITE, TX	36	M	3	6.09	2.41.33
31	BUDD, JOHN Z	AURORA, CO	17	M	9	6.11	2.42.16
32	LEONARD, JOHN J	LUBBOCK, TX	22	M	13	6.11	2.42.17
33	PARMELEE, WILLIAM G	FT WORTH, TX	25	M	14	6.11	2.42.33
34	LAWRENCE, ALLAN C	HOUSTON, TX	48	M	1	6.13	2.43.24
35	YAGER, RICK R	SALINA, KS	20	M	10	6.14	2.43.45
36	GASTON, JOHN D	RUSSELLVILLE, AR	21	M	11	6.15	2.44.05
37	DELOACH, CLYDE N	IRVING, TX	42	M	1	6.16	2.44.36
38	CALDWELL, RICHARD	DALLAS, TX	27	M	15	6.17	2.44.55
39	BLACKWELDER, TIMOTHY S	HOUSTON, TX	28	M	8	6.18	2.45.20
40	WILSON, DAVID	PLANO, TX	34	M	4	6.18	2.45.22
41	KRAUS, DAVE E	KEARNEY, NE	18	M	12	6.19	2.45.37
42	CREIGHTON, BOB	ATWOOD, KS	44	M	2	6.19	2.46.01
43	BARNES, STAN	DALLAS, TX	38	M	5	6.20	2.46.11
44	THOMAS, STEPHEN L	OKLAHOMA CITY, OK	21	M	13	6.20	2.46.22
45	KNOTT, KENNETH G	NEW ZEALAND,	24	M	16	6.20	2.46.23
46	LARSON, TED W	DALLAS, TX	27	M	17	6.20	2.46.26
47	HARTUNG, AUGUST A	NACOGDOCHES, TX	20	M	14	6.21	2.46.50
48	WILSON, GEORGE E	DALLAS, TX	30	M	9	6.22	2.47.10
49	PHILLIPS, RANDY	COLORADO SPRINGS	29	M	10	6.23	2.47.35
50	FOX, ALAN A	FT SILL, OK	30	M	11	6.24	2.48.04
51	FANCHER, SAMUEL W	FACKSONVILLE, AR	24	M	18	6.25	2.48.18
52	MEINARDUS, HANS A	RICHARDSON, TX	44	M	3	6.25	2.48.30
53	DYER, EDDIE S	COLLEGE STATION, TX	19	M	15	6.25	2.48.32
54	BRIDGES, KAREN D	STILLWATER, OK	20	F	1	6.25	2.48.36
55	CURL, PATRICK F	VERNONIA, OR	21	M	16	6.26	2.48.44
56	LEWIS, ART	SAN ANTONIO, TX	29	M	12	6.26	2.48.46
57	ZIELINSKI, JOHN J	BARKSOALE AFB, LA	27	M	19	6.26	2.48.55
58	BENSON, GENE A	CANYON, TX	22	M	20	6.27	2.49.07
59	ALSOBROOK, NORM	DALLAS, TX	48	M	2	6.27	2.49.07
60	WALKER, MICHAEL W	DALLAS, TX	26	M	21	6.27	2.49.13
61	HAVENS, RALPH C	COLLEGE STATION, TX	19	M	17	6.27	2.49.27
62	STEWART, CHARLES L	TULSA, OK	26	M	22	6.28	2.49.47
63	PEREZ, ROBERT	CORPUS CHRISTI, TX	30	M	13	6.28	2.49.55
64	VAUGHAN, ROBERT H	DALLAS, TX	33	M	14	6.29	2.50.09
65	SCHEID, LARRY J	SAYREVILLE, NJ	26	M	23	6.29	2.50.25
66	NICHOLS, FRED D	DALLAS, TX	29	M	15	6.30	2.50.48
67	MOORE, GUY M	DALLAS, TX	17	M	18	6.31	2.51.03
68	KNIGHT, LARRY L	HOUSTON, TX	41	M	4	6.32	2.51.33
69	TAITE, RALPH E	DALLAS, TX	36	M	6	6.33	2.51.53
70	YOUNT, M DAVID	WACO, TX	26	M	24	6.33	2.51.59
71	MESSERSCHMITT, JIM	DALLAS, TX	42	M	5	6.33	2.51.59
72	LEVERING, GARY	HOUSTON, TX	39	M	7	6.34	2.52.19
73	BINDER, ALBERT J	BOULDER, CO	33	M	16	6.35	2.52.38
74	MACIAS, LUIS V	DALLAS, TX	22	M	25	6.35	2.52.54
75	HERD, TEVIS	MIDLAND, TX	36	M	8	6.35	2.52.58
76	WIDENER, RICHARD A	IRVING, TX	51	M	3	6.36	2.53.05
77	ROBERTS, JOHN W	TEMPLE, TX	37	M	9	6.36	2.53.14
78	LENAMON, LARRY L	WACO, TX	34	M	10	6.36	2.53.17
79	WARREN, STANLEY G	OKLAHOMA CITY, OK	40	M	6	6.37	2.53.31
80	ANCHONDO, ROBERT L	FT HOOD, TX	32	M	17	6.37	2.53.31
81	TENNEY, JIM	SAN ANTONIO, TX	50	M	4	6.37	2.53.34
82	TAYLOR, W RANDY	LITTLE ROCK, AR	30	M	18	6.38	2.53.58
83	STREGE, DOUG K	VALPARAISO, IN	21	M	19	6.38	2.54.02
84	TOPHAM, GREGORY S	EMPORIA, KS	20	M	20	6.38	2.54.06
85	KEADY, JEFF W	GREENVILLE, MS	18	M	21	6.38	2.54.10

THE 9TH ANNUAL
WHITE ROCK MARATHON
DECEMBER 2, 1978

OVERALL RESULTS - CONTINUED

OVER-ALL	NAME	HOMETOWN	AGE	SEX	CLASS POS	AVE TIME	FINISH TIME
86	HOSS, WILLIAM F JR	COLLIERVILLE, TN	43	M	7	6.39	2.54.23
87	TROMPLER, JOHN E	LUBBOCK, TX	31	M	19	6.39	2.54.25
88	NELSON, DANIEL J	FT WORTH, TX	24	M	26	6.39	2.54.26
89	SINEX, B J	PLANO, TX	31	M	20	6.39	2.54.38
90	RICHARDS, ARNE H	MANHATTAN, KS	46	M	5	6.39	2.54.44
91	NICHOLSON, CARL L	WICHITA, KS	31	M	21	6.39	2.54.47
92	RUGGLES, MARK E	WICHITA, KS	17	M	22	6.40	2.54.55
93	HUNT, BRIAN J	PORT ARTHUR, TX	24	M	27	6.40	2.55.01
94	FORD, WARREN T	STILLWATER, OK	36	M	11	6.40	2.55.06
95	BURLESON, JOSEPH A	AUSTIN, TX	31	M	22	6.40	2.55.09
96	STAGGS, HORACE M	DALLAS, TX	43	M	8	6.41	2.55.22
97	BALDWIN, DAVE	LINDSBORG, KS	22	M	28	6.41	2.55.27
98	NEAL, DEAN J	SUCCESS, MO	30	M	23	6.41	2.55.28
99	MILLER, BRYAN D	KILLEEN, TX	22	M	29	6.42	2.55.47
100	TOPHAM, JEFFREY A	PEABODY, KS	25	M	30	6.42	2.55.53

OVERALL RESULTS - WOMEN - FIRST 50 OF 155 FINISHERS

54	BRIDGES, KAREN D	STILLWATER, OK	20	F	1	6.25	2.48.36
152	VAJDOO, VANESSA E	HOUSTON, TX	27	F	2	6.53	3.00.32
153	BURGE, DONNA J	HOUSTON, TX	25	F	3	6.53	3.00.35
195	COCKROFT, CINDY	IRVING, TX	22	F	4	7.06	3.06.32
211	BURKE, DUSTY	HOUSTON, TX	34	F	1	7.10	3.07.59
235	KILLIAN, JANE	NEW YORK, NY	29	F	5	7.14	3.10.00
242	BERNHARD, ANTOINETTE A	HOUSTON, TX	32	F	2	7.16	3.10.46
256	PUGH, MARIANNE	DALLAS, TX	29	F	6	7.20	3.12.18
261	KENNARD, MARY A	RICHARDSON, TX	39	F	3	7.22	3.13.28
264	JONES, MARY AMIS	DALLAS, TX	34	F	4	7.23	3.13.37
280	WILSON, JOAN M	DALLAS, TX	26	F	7	7.24	3.14.20
304	RUST, MAGGIE E	SAN ANTONIO, TX	27	F	8	7.29	3.16.26
315	HENKE, JANET C	TULSA, OK	19	F	1	7.30	3.16.56
318	WYATT, PATRICIA S	LITTLE ROCK, AR	32	F	5	7.31	3.17.10
371	ROYCE, KATHY M	FAYETTEVILLE, AR	23	F	9	7.38	3.20.17
409	CONNELL, ANETTE	FT WORTH, TX	32	F	6	7.44	3.22.48
415	STREHLE, DEBORAH	NORTH LITTLE ROCK	22	F	10	7.45	3.23.12
469	THOMAS, ALICE C	HOUSTON, TX	35	F	7	7.50	3.25.45
479	WRIGHT, DONNA K	BARTLESVILLE, OK	43	F	1	7.52	3.26.18
503	BOLT, JANE A	HOUSTON, TX	26	F	11	7.54	3.27.21
504	RYDER, BECKY	HOUSTON, TX	34	F	8	7.54	3.27.23
567	MARCOM, PEGGY E	TYLER, TX	32	F	9	8.02	3.31.01
569	OENNISTON, NANCY L	FT WORTH, TX	27	F	12	8.03	3.31.16
572	JOHNSTON, MARIA K	DALLAS, TX	41	F	2	8.03	3.31.25
607	BOWMAN, SUSAN J	DALLAS, TX	32	F	10	8.08	3.33.17
637	BAXTER, DONNA H	DALLAS, TX	26	F	13	8.12	3.35.11
664	DEPASS, LYNN M	AUSTIN, TX	20	F	14	8.16	3.36.49
688	POWERS, MARY J	AMARILLO, TX	25	F	15	8.19	3.38.05
697	PATTON, NANCY W	DENTON, TX	29	F	16	8.19	3.38.27
713	BARTLETT, NINA T	ARLINGTON, TX	26	F	17	8.21	3.38.59
718	BENNETT, BRIDGET	LAWRENCE, KS	19	F	2	8.21	3.39.18
723	HARRELL, JANE	TYLER, TX	27	F	18	8.22	3.39.41
733	ZERGER, VERA J	SALINA, KS	41	F	3	8.24	3.40.21
762	WILDS, CARMEN M	NASHVILLE, TN	38	F	11	8.28	3.42.01
784	BRANSON, PAT K	DALLAS, TX	30	F	12	8.31	3.43.28
796	NELSON, JANE L	AUSTIN, TX	23	F	19	8.32	3.43.56
800	CARTER, HELINDA J	AUSTIN, TX	30	F	13	8.32	3.43.59
816	LOPEZ, VALERIE L	CORPUS CHRISTI, TX	27	F	20	8.33	3.44.32
829	SPEVAK, SUSAN D	SKOKIE, IL	33	F	14	8.35	3.45.15
837	RICHARDSON, KAREN D	ARLINGTON, TX	32	F	15	8.36	3.45.45
840	ANDERSON, NANCY F	NEW ORLEANS, LA	37	F	16	8.36	3.45.55
848	ALVARADO, GLORIA V	HOUSTON, TX	21	F	21	8.37	3.46.09
850	HAFNER, CAROL M	TEXARKANA, TX	33	F	17	8.37	3.46.15
893	KENT, SUSAN E	AUSTIN, TX	25	F	22	8.43	3.48.53
900	SESLER, BETSEY H	DALLAS, TX	25	F	23	8.44	3.49.02
919	STEGALL, KATHLEEN S	AUSTIN, TX	29	F	24	8.47	3.50.25
923	EVANS, PATRICIA B	LAWRENCE, KS	25	F	25	8.47	3.50.41
930	HERVEY, MIKI	DALLAS, TX	36	F	18	8.49	3.51.13
951	WILLIAMS, BRIGITTE E	DALLAS, TX	38	F	19	8.52	3.52.30
962	KERR, COLLEEN	LONGVIEW, TX	15	F	3	8.53	3.53.13



RACE DAY WEATHER STATISTICS

TIME	*9AM	10AM	11AM	12NOON	1PM	2PM	3PM
TEMPERATURE	70	72	73	75	75	77	77
HUMIDITY	84	81	79	74	74	69	69
WIND SPEED	14	16	16	15-23	16-23	15-25	14-24
DIRECTION	SW	SW	SW	SW	SW	S-SW	S-SW
SKY	PARTLY CLOUDY	CLOUDY	CLOUDY	CLOUDY	CLOUDY	CLOUDY	CLOUDY

COURSE LENGTH - 26 MILES 385 YARDS - AAU CERTIFIED

* RACE START - 9AM

THE 9TH ANNUAL
WHITE ROCK MARATHON
DECEMBER 2, 1978

OFFICIAL RESULTS

CLASS POS	NAME	AGE	OVER-ALL	AVERAGE TIME	FINISH TIME	CLASS POS	NAME	AGE	OVER-ALL	AVERAGE TIME	FINISH TIME
MALE 22 - 27 - CONTINUED											
19	ZIELINSKI, JOHN J	37	57	6:26	2:48:55	142	SZABUWIEWICZ, CHARLES H	26	822	8:34	3:44:48
20	BENSON, GENE A	22	58	6:27	2:49:07	143	O'DONNELL, BILL P	22	833	8:35	3:45:28
21	WALKER, MICHAEL W	26	60	6:27	2:49:13	144	FISHER, DANIEL J	24	835	8:36	3:45:36
22	STEWART, CHARLES L	26	62	6:28	2:49:47	145	MCDONNELL, PAUL D	25	839	8:36	3:45:54
23	SCHEIDT, LARRY J	26	65	6:29	2:50:25	146	GULDNER, JOHN H	23	849	8:37	3:46:14
24	YOUNT, M DAVID	26	70	6:33	2:51:59	147	HENDERSON, JACK F	26	859	8:38	3:46:47
25	MACIAS, LUIS V	22	74	6:35	2:52:54	148	PETERSON, RICHARD M	23	873	8:40	3:47:34
26	NELSON, DANIEL J	24	88	6:39	2:54:26	149	WOOD, GARY M	25	874	8:40	3:47:36
27	HUNT, BRIAN J	24	93	6:40	2:55:01	150	GRIFFIN, BRAD L	24	875	8:40	3:47:37
28	BALONIN, DAVE	22	97	6:41	2:55:27	151	JACKSON, DAVID M	24	882	8:41	3:48:05
29	MILLER, BRYAN D	22	99	6:42	2:55:47	152	MERCER, GORDON A	24	886	8:42	3:48:26
30	TOPHAM, JEFFREY A	25	100	6:42	2:55:53	153	DORSEY, STEPHEN K	22	914	8:46	3:50:02
31	ADAMS, RICK B	26	105	6:43	2:56:17	154	STABLES, DAN R	22	915	8:46	3:50:05
32	ROBERTS, JOHN R	27	110	6:43	2:56:28	155	CASADOS, ERNEST A	24	916	8:46	3:50:12
33	NEWBY, CURT L	26	117	6:46	2:57:25	156	LARSON, JOHN E	22	920	8:47	3:50:31
34	HOFSTETTER, PHIL	22	124	6:46	2:57:40	157	FOX, WILLIAM J	25	922	8:47	3:50:35
35	SENNETT, HOWARD D	24	129	6:47	2:57:49	158	GOODRUM, JIM E	24	926	8:48	3:50:58
36	AXELRAD, RICHARD D	24	125	6:47	2:57:57	159	BICKINGS, DUANE K	24	928	8:48	3:51:04
37	CARMONY, JOHN R	25	128	6:48	2:58:26	160	SHERMAN, BILL M	26	933	8:49	3:51:19
38	SKINNER, ROBERT P	22	129	6:48	2:58:27	161	WINGO, GARY L	24	939	8:50	3:51:39
39	PETTIGREW, RICHARD G	25	131	6:48	2:58:32	162	SWEOLUND, HAROLD D JR	27	941	8:50	3:51:42
40	FLYNN, ROBERT B	24	132	6:48	2:58:41	163	DOWNES, JAY	24	943	8:50	3:51:56
41	WALLGREN, WAYNE I	27	133	6:49	2:58:57	164	CUNNINGHAM, ROBERT JR	27	947	8:51	3:52:06
42	GURLEY, KENT	22	139	6:49	2:59:02	165	HUTTON, ANDY	24	948	8:53	3:53:00
43	GUINN, ROGER A	24	166	6:55	2:59:28	166	STROM, GREGORY I	22	948	8:53	3:53:14
44	USHER, JEFF A	23	184	7:02	3:04:47	167	MILDREN, RICHARD A	26	975	8:54	3:53:49
45	LEBEAU, GEORGE E	25	189	7:05	3:05:47	168	RAYKOVICH, JOHN R	24	981	8:54	3:53:44
46	GAUTHIER, CORBIE L	23	190	7:05	3:05:51	169	KEMBLE, G CLARK	24	990	8:55	3:54:12
47	SCROGGINS, LEONARD D	27	191	7:05	3:05:52	170	SCHMIDT, RENE R	26	992	8:56	3:54:20
48	HUGHES, ROBERT S	24	205	7:09	3:07:28	171	BROTHERTON, WILLIAM D	27	997	8:56	3:54:28
49	VINER, VICTOR B	25	208	7:09	3:07:45	172	KASTNER, MARK R	23	1003	8:57	3:54:46
50	THOMPSON, MARC C	24	217	7:11	3:08:31	173	FRAY, RON	27	1004	8:57	3:54:49
51	SHEFLER, ALAN J	24	221	7:11	3:08:31	174	SALINAS, DANIEL L	27	1018	9:00	3:56:20
52	PILGER, MARK T	25	226	7:13	3:09:31	175	NEUMAN, ROBERT F	27	1037	9:00	3:56:20
53	TRICK, JONATHAN D	25	230	7:14	3:09:40	176	SEATON, DAVID P	23	1040	9:00	3:56:24
54	STUBER, GERALD A	26	241	7:16	3:10:41	177	PROPST, ROD L	27	1051	9:01	3:56:49
55	THREATT, GARY H	25	246	7:17	3:11:02	178	VAN ORT, GYNS	26	1062	9:02	3:57:14
56	ANSON, MICHAEL G	26	249	7:17	3:11:14	179	JENKS, RAYMOND M	25	1063	9:03	3:57:21
57	HIRSHHEY, GARY A	27	253	7:18	3:11:26	180	CARDWELL, BILL G	26	1065	9:03	3:57:27
58	TINDAL, GERALD A	26	262	7:22	3:13:32	181	OLIVER, THOMAS A	26	1086	9:05	3:58:26
59	LEBEAU, JOHN T	26	264	7:22	3:13:32	182	LUTTON, THOMAS J	26	1089	9:05	3:58:23
60	LOWE, ROBERT C	22	287	7:26	3:14:59	183	GOSS, TOM R	23	1096	9:06	3:58:50
61	CORONA, MICHAEL	23	292	7:26	3:15:16	184	GREER, PETER L	23	1114	9:07	3:59:27
62	TAYLOR, RICHARD W	25	294	7:27	3:15:25	185	LEWIS, SAM H	25	1115	9:08	3:59:28
63	TAMADA, RONALD K	27	296	7:27	3:15:33	186	SARABIA, ADOLFO M	24	1121	9:08	3:59:50
64	JONES, RUDDOLPH D	26	302	7:29	3:16:23	187	ARTH, ROSS R	24	1124	9:09	3:59:59
65	BUNCH, ROBERT C	24	311	7:30	3:16:44	188	AMICO, JERRY S	24	1131	9:09	4:00:16
66	WIEN, MIKE S	27	313	7:30	3:16:45	189	KENT, RICHARD M	26	1135	9:10	4:00:33
67	DENNIS, KEN J	27	313	7:30	3:16:45	190	STRATHMAN, TIM A	24	1138	9:10	4:00:41
68	LIVENGODD, KERRY R	26	317	7:31	3:17:08	191	STRATHMAN, TIM A	24	1154	9:14	4:02:17
69	AUSTIN, EDWARD E	26	322	7:31	3:17:18	192	DOLAN, JAMES H	27	1160	9:15	4:02:57
70	CHRISTENSEN, BOB W	23	325	7:31	3:17:20	193	HOPPE, STEVEN M	27	1163	9:16	4:03:06
71	RICHISON, BRAD P	23	337	7:32	3:17:50	194	SCHULTZ, THOMAS D	22	1177	9:17	4:03:29
72	BARTON, TERRY L	26	341	7:32	3:17:55	195	JENNINGS, WILLIAM E	22	1191	9:19	4:04:18
73	GRIFFITH, JON L	23	344	7:33	3:18:15	196	SHELTON, DARRELL G	25	1196	9:20	4:04:44
74	FREDERICK, REX C	26	347	7:33	3:18:15	197	POLANSKY, MICHAEL	25	1201	9:20	4:04:53
75	RAMSEY, WADE B	26	358	7:35	3:18:57	198	MARRIS, GLENN C	25	1209	9:22	4:05:20
76	MIRANO, JOSEPH S	25	363	7:36	3:19:28	199	SAIN, TODD G	25	1211	9:22	4:05:57
77	THORNTON, KENNETH A	27	393	7:41	3:21:31	200	HILLIS, DAVID P	22	1215	9:23	4:06:06
78	EMMONS, GEORGE	26	397	7:41	3:21:43	201	KIMBALL, ERIC H	23	1221	9:23	4:06:21
79	SHEARER, SKIP	23	399	7:42	3:21:56	202	DAILEY, GARY L	26	1223	9:24	4:06:39
80	SANDERS, ROBERT B	24	405	7:43	3:22:36	203	ROSELLO, VICTOR M	27	1227	9:25	4:06:57
81	ALEMAN, FRANK M	25	406	7:43	3:22:41	204	DILLER, THOMAS J	24	1228	9:25	4:06:58
82	GREER, DALE W	25	410	7:44	3:23:48	205	WILDOR, PATRICK R	24	1272	9:26	4:07:17
83	COLEMAN, BRUCE D	24	419	7:45	3:23:48	206	HAMILTON, JOHN P	26	1235	9:26	4:07:26
84	SCHAUF, MICHAEL C	24	435	7:47	3:24:15	207	MANTOOTH, HUGH	24	1246	9:27	4:08:09
85	VAN DYNE, KEVIN M	26	436	7:47	3:24:16	208	KLEINHANS, DAVID A	26	1260	9:31	4:09:40
86	REBSTOCK, KENNETH G	22	439	7:47	3:24:28	209	O'DONNELL, JOHN G	26	1263	9:31	4:09:49
87	TRUJILLO, RICK	23	453	7:49	3:25:07	210	ORTIZ, ALFRED JR	23	1273	9:34	4:10:54
88	WILLIAMS, HARRISON	26	454	7:49	3:25:08	211	STOKICH, PETER A	27	1280	9:35	4:11:21
89	GRIEBS, DALE M	27	461	7:49	3:25:22	212	MALDONADO, ABUNDIO	27	1281	9:35	4:11:24
90	FAHEY, MICHAEL A	24	465	7:50	3:25:34	213	WINGARD, ERNEST R	27	1287	9:35	4:11:31
91	HOLT, EDWARD J	25	480	7:52	3:26:18	214	KLEINHANS, ROBERT J	25	1278	9:35	4:11:31
92	ARCHULETA, FRANK J	22	494	7:53	3:26:54	215	MENDOZA, JESSE	24	1292	9:35	4:11:40
93	KENNEDY, LONNIE E	24	499	7:53	3:27:06	216	JONES, GEORGE R	27	1296	9:37	4:12:10
94	BROWN, BENNIE	23	508	7:54	3:27:32	217	WUNDERLICH, STEVE J	26	1300	9:37	4:12:23
95	KLINE, RONALD A DR	26	515	7:55	3:27:58	218	CONNOR, DONNIE D	27	1303	9:37	4:12:32
96	MATTHEWS, WILLIAM C	23	516	7:57	3:27:99	219	HARGROVE, JIMMY D	27	1325	9:41	4:13:54
97	ROSE, BRUCE	24	530	7:56	3:28:25	220	SLAON, JOHN D	24	1335	9:42	4:14:27
98	SHEW, RONALD L	27	537	7:57	3:28:39	221	LITCHTER, WARREN E MD	24	1335	9:44	4:15:27
99	WILLIAMS, RICHARD C	23	538	7:57	3:28:41	222	DELGADO, JOE A	24	1355	9:48	4:16:05
100	MCKALONIS, MICHAEL G	24	540	7:57	3:28:43	223	SMITHSON, DAVID B	26	1362	9:48	4:16:58
101	COPELAND, F RODNEY	22	547	7:58	3:29:15	224	MCGRANAHAN, PATRICK O	23	1366	9:49	4:17:30
102	MARTINSON, TIM P	27	556	7:59	3:29:41	225	KENNEDY, BILL	27	1368	9:50	4:18:11
103	BROWN, MATT	26	585	8:05	3:32:15	226	KUNTZMAN, JEFF A	23	1383	9:53	4:19:32
104	ELFSTROM, RUSSELL E	24	586	8:05	3:32:16	227	HIRST, DELBERT W	26	1389	9:54	4:19:44
105	WALKER, TRAVIS L	26	591	8:06	3:32:27	228	TOUT, JAMES R	25	1405	9:57	4:20:54
106	NEEL, GARY T	24	597	8:06	3:32:42	229	HANNY, GERALD E	25	1406	9:57	4:21:00
107	LOCKIN, DOUG	24	618	8:09	3:33:41	230	DOBBAR, RANDY A	25	1444	10:02	4:23:48
108	GRIBER, ROBERT D	24	618	8:09	3:33:55	231	ALLIS, ART E	26	1432	10:02	4:23:05
109	EDMONDS, JOHN	25	625	8:10	3:34:23	232	PADGETT, J P	26	1437	10:03	4:23:31
110	MALACH, ELLIOT	27	631	8:11	3:34:59	233	BESANCENEZ, JAMES A	26	1445	10:04	4:24:03
111	THOMAS, JOHN C	25	646	8:13	3:35:41	234	HUGHES, THOMAS J	22	1460	10:06	4:25:09

THE 9TH ANNUAL
WHITE ROCK MARATHON
DECEMBER 2, 1978

OFFICIAL RESULTS

CLASS POS	NAME	AGE	OVER-ALL	AVE TIME	FINISH TIME	CLASS NAME POS	AGE	OVER-ALL	AVE TIME	FINISH TIME	
MALE 22 - 27 - CONTINUED											
265	JAMES, RANDY L	27	1682	11.09	4:52.27	276	SCHEIBE, CHARLES Q	24	1752	11:52	5:11.30
266	DORRIS, ROD L	26	1688	11.12	4:53.45	277	JAMES, JIMMIE D	27	1755	11:52	5:11.33
267	RINGMAN, PHILIP A	24	1695	11.13	4:54.27	278	SIPES, BRENT	23	1757	11:53	5:11.48
268	DEBRY, KENNETH R	22	1698	11.14	4:54.48	279	HARTWIG, ROBERT W	23	1759	11:56	5:13.06
269	PAYNE, JACKY R	26	1701	11.15	4:55.21	280	BUSSELL, BRUCE A	23	1764	11:58	5:14.02
270	RODARTE, JOHN A	26	1703	11.17	4:56.01	281	SAUGEOD, LEONARD E	25	1766	12:02	5:15.48
271	LINDIG, MICHAEL A	23	1709	11.19	4:57.04	282	HARRIS, JAMES R	26	1766	12:33	5:20.18
272	TAUCH, BARRY A	27	1732	11.29	5:01.10	283	JONES, RANDALL R	26	1801	13:17	5:30.57
273	CHAPMAN, R KEITH	26	1735	11.31	5:02.23	284	BOSSETT, KENNETH W	26	1818	13:10	5:45.18
274	WINS, JOE A	24	1740	11.39	5:05.29	285	BAXTER, BILL	24	1821	13:28	5:53.25
275	POCHMANN, LAINE W	23	1750	11.52	5:11.17						

CLASS POS	NAME	AGE	OVER-ALL	AVE TIME	FINISH TIME	CLASS NAME POS	AGE	OVER-ALL	AVE TIME	FINISH TIME	
MALE 28 - 33											
1	ORTIZ, HECTOR L	29	3	5:32	2:25.21	108	FOX, HAROLD D	30	470	7:50	3:25.47
2	MCLAUGHLIN, RICK M	29	4	5:33	2:25.32	109	HUGHES, CRAIG C	31	471	7:51	3:26.02
3	DWINGS, GREGORY M	30	5	5:33	2:25.35	110	MCCULLOUGH, JOHN H JR	30	473	7:51	3:26.06
4	STRAND, RONALD J	29	6	5:33	2:25.38	111	WALDA, TED W	30	475	7:51	3:26.13
5	NYE, PETER	31	10	5:42	2:29.30	112	GREEN, CURTIS L	29	476	7:51	3:26.14
6	CHILD, DENTON L	28	11	5:43	2:29.58	113	GLASBERG, MARK D	33	481	7:52	3:26.19
7	DEAN, ROBB M	30	25	6:05	2:39.34	114	MORRIS, RALPH D	31	487	7:52	3:26.36
8	BLACKWELDER, TIMOTHY S	29	39	6:18	2:45.20	115	FOSTER, DOAK	28	488	7:53	3:26.43
9	WILSON, GEORGE E	28	48	6:22	2:47.10	116	SHERMAN, ALLAN R	28	492	7:54	3:26.49
10	PHILLIPS, RANDY	29	49	6:23	2:47.35	117	GONZALES, LEANDRO M	33	505	7:54	3:26.26
11	FOX, ALAN A	30	50	6:24	2:47.59	118	GAREY, ROBERT C	31	506	7:54	3:27.27
12	LEWIS, ART	29	56	6:26	2:48.46	119	LANGSTON, BILLY G	30	510	7:55	3:27.38
13	PEREZ, ROBERT	30	63	6:28	2:49.55	120	MANGO, JIM P	30	512	7:55	3:27.39
14	VAUGHAN, ROBERT H	33	64	6:29	2:50.09	121	BAIN, WILLIAM R	33	514	7:55	3:27.50
15	NICHOLS, FRED O	29	66	6:30	2:50.48	122	DANIEL, WM A	31	520	7:56	3:28.03
16	BINDER, ALBERT J	33	73	6:35	2:52.38	123	STERN, RICHARD R	30	526	7:56	3:28.13
17	ANCHONDO, ROBERT L	32	80	6:37	2:53.31	124	WEBSTER, ROBERT E	33	527	7:56	3:28.17
18	TAYLOR, W RANDY	32	80	6:38	2:53.58	125	VALENZUELA, ISRAEL F	32	527	7:56	3:28.19
19	TROMPLER, JOHN E	31	87	6:39	2:54.26	126	FORBUS, STEPHEN P	29	527	7:56	3:28.19
20	SINEX, S J	31	89	6:39	2:54.38	127	WEISS, RENNY JACK	33	542	7:58	3:28.54
21	NICHOLSON, CARL L	31	91	6:39	2:54.47	128	KURFMAN, WILLIAM W	32	543	7:58	3:29.05
22	BURLESON, JOSEPH A	31	95	6:40	2:55.09	129	JAMISON, JOE K	32	544	7:58	3:29.08
23	NEAL, DEAN J	30	98	6:41	2:55.28	130	RUSSELL, DAVID G	28	546	7:58	3:29.14
24	WATSON, KIM	29	101	6:42	2:55.58	131	KOENIG, TOM G	28	551	7:59	3:29.33
25	MILLER, LEE S	29	106	6:43	2:56.20	132	AMEN, JOHN	28	552	7:59	3:29.37
26	YODER, DENIS A	28	107	6:43	2:56.23	133	KETTELHUT, MICHAEL C	31	554	7:59	3:29.37
27	FERRILL, ROBERT E	29	109	6:43	2:56.37	134	CARTER, JAMES L	30	559	8:00	3:30.03
28	BAKER, JAMES A	28	119	6:46	2:59.34	135	SCHIFFERNS, JAMES J	31	565	8:02	3:30.54
29	FISHER, ROBERT B	28	120	6:46	2:57.36	136	MCCLAREN, JOHN M	28	574	8:04	3:31.40
30	JESSUP, MICHAEL A	32	123	6:46	2:57.45	137	DOBEY, ALLEN B	33	577	8:04	3:31.50
31	DELACARZA, RAUL G	29	127	6:47	2:58.10	138	REEVES, DICK	30	578	8:05	3:31.52
32	THORNTON, DAVID H	31	130	6:48	2:58.29	139	RAMIREZ, JOSE J	33	580	8:05	3:32.02
33	EVANS, MARK S	28	134	6:49	2:58.58	140	WEBSTER, ROBERT E	33	582	8:05	3:32.07
34	CORONADO, GEORGE S	30	137	6:49	2:59.03	141	SMITH, MICHAEL J	28	583	8:05	3:32.08
35	KILLEN, DAVID P	31	149	6:51	2:59.52	142	ZAPATA, JOHN I	32	587	8:05	3:32.17
36	STEWART, JOE	33	154	6:53	3:00.44	143	CLAPPER, ROBERT W	31	592	8:06	3:32.28
37	GERKIN, STEVE J	30	156	6:54	3:01.05	144	WILLIAMS, JERALD S	29	600	8:07	3:32.51
38	MUKUTA, HOWARD S	31	160	6:55	3:01.43	145	MAGID, LARRY I	30	602	8:07	3:32.54
39	CORCORAN, JOSEPH R	31	161	6:56	3:02.04	146	WIMBERLY, KENT	33	605	8:07	3:33.09
40	ZINKGRAF, STEPHEN A	30	163	6:57	3:02.21	147	STAFFORD, L SCOTT	33	606	8:07	3:33.14
41	KANAGY, DON P	28	166	6:58	3:02.48	148	GILMORE, KNOX W	28	610	8:08	3:33.26
42	HORN, EDWARD G	28	169	6:59	3:03.08	149	WOOD, EDGAR R	33	611	8:08	3:33.26
43	TILLY, STEVE	28	172	6:59	3:03.08	150	JOHNSON, PAUL G	30	612	8:08	3:33.29
44	CLINE, LYNN S	28	174	7:01	3:04.07	151	HUGHES, STEVE R	29	615	8:08	3:33.39
45	BLACK, LARRY G	29	175	7:01	3:04.08	152	STAMBAUGH, JOHN C	30	620	8:09	3:33.58
46	SMITH, NORMAN W	32	176	7:01	3:04.12	153	CLARK, MICHAEL B	30	622	8:10	3:34.13
47	FUNK, EARL C III	31	177	7:01	3:04.15	154	REDD, ERSHEL C JR	30	624	8:10	3:34.22
48	BURNS, MIKE L	28	180	7:02	3:04.26	155	RODRIGUEZ, DAVID P	29	626	8:10	3:34.51
49	TAYLOR, WAYNE E	33	186	7:04	3:05.35	156	GUILD, TOM E	32	630	8:11	3:34.51
50	KENBERRY, J SCOTT	33	187	7:04	3:05.38	157	BLATT, RICHARD A	31	633	8:12	3:35.07
51	PAPE, GREGORY W	28	188	7:04	3:05.40	158	BOND, JOE J	31	634	8:12	3:35.08
52	SHAW, BREWSTER W JR	33	193	7:06	3:06.20	159	HOFFMAN, TED M	29	638	8:12	3:35.13
53	FOURNIER, PIERRE	31	194	7:06	3:06.28	160	ELLIOTT, TOM L	28	649	8:13	3:35.49
54	POOL, JOSEPH P	28	196	7:07	3:06.47	161	MILLS, JIM	33	659	8:15	3:36.24
55	DOYLE, MICHAEL D	30	197	7:07	3:06.58	162	REID, WILLIAM F	30	660	8:15	3:36.29
56	RUSSELL, JOHN A	33	198	7:08	3:07.05	163	BARRY, CHRISTOPHER B	28	661	8:15	3:36.32
57	EVANS, JOHN T II	30	199	7:08	3:07.11	164	SHIBATA, RON G	32	662	8:15	3:36.33
58	NETTLE, DAVID B	31	200	7:08	3:07.28	165	CLARK, JON D	32	663	8:15	3:36.41
59	WHICHARD, SAMUEL V	33	206	7:09	3:07.40	166	RIGGS, RICHARD S	32	669	8:16	3:36.58
60	HERRINGTON, RICHARD A	32	214	7:10	3:08.12	167	AMMAN, DAVID J	31	671	8:17	3:37.12
61	STRIPPLING, GARY L	31	219	7:11	3:08.45	168	HERMAN, DAVID H	31	672	8:17	3:37.12
62	CORNISH, RICHARD W	28	220	7:12	3:08.48	169	KELLY, BRIAN H	29	677	8:17	3:37.28
63	SUCHECKI, ROBERT K	29	222	7:12	3:08.52	170	DUFF, JAMES I	31	682	8:18	3:37.47
64	ABT, JAMES M	31	224	7:13	3:09.22	171	NAUMANN, HARTY E	31	686	8:18	3:37.57
65	STILES, W HERSCHEL	29	228	7:13	3:09.37	172	STIFLER, JOHN P	30	689	8:19	3:38.10
66	RENEE, GLEN MD	29	228	7:14	3:09.40	173	BRANT, WILLIAM E	32	694	8:19	3:38.16
67	HARDER, GILBERT V	33	231	7:14	3:09.52	174	BLANCHARD, PATRICK C	29	695	8:19	3:38.17
68	MCDUGAL, MICHAEL A	32	250	7:17	3:11.18	175	DOYLE, THOMAS M	28	699	8:20	3:38.32
69	WALKER, ROBERT L	31	265	7:23	3:13.37	176	TOWERS, MARK W	28	700	8:20	3:38.32
70	MEYER, PAUL F	33	266	7:23	3:13.38	177	PIPER, JIM F	33	701	8:20	3:38.33
71	MILLER, ROBERT E JR	30	288	7:26	3:15.00	178	KIRK, DAN G	28	703	8:20	3:38.38
72	EBERHART, RICHARD O	33	295	7:27	3:15.27	179	RUSSELL, GORDON B	30	705	8:20	3:38.40
73	NELSON, RICHARD L	28	298	7:28	3:16.08	180	DLATA, JOSEPH R	33	708	8:20	3:38.49
74	THORNE, KIM R	32	300	7:29	3:16.19	181	BARBER, LUKE E	32	716	8:21	3:39.13
75	WOODWARD, STEPHEN S	28	305	7:29	3:16.26	182	LEWIS, TOM D	33	719	8:22	3:39.23
76	SCHNEIDER, ROBERT F	32	307	7:29	3:16.29	183	CHENEY, STEPHEN A	29	720	8:22	3:39.31
77	MEYER, HOWARD L	30	309	7:29	3:16.36	184	DONNER, RICK D	30	726	8:23	3:39.59
78	KEPPEL, STEPHEN T	29	320	7:31	3:17.14	185	MURRAY, ALAN L	33	727	8:23	3:40.00
79	BROWN, WILLIAM L	31	324	7:31	3:17.20	186	SWOPE, DANNY G	31	728	8:23	3:40.02
80	SMITH, BERT L MD	30	335	7:32	3:17.48	187	MULLOY, TIMOTHY C	28	729	8:23	3:40.04
81	WELL, THOMAS G	31	343	7:33	3:18.11	188	FULLER, ROSS M	33	739	8:23	3:40.48
82	MARTINEZ, RAMIRO	33	346	7:33	3:18.22	189					

THE 9TH ANNUAL
WHITE ROCK MARATHON
DECEMBER 2, 1978

OFFICIAL RESULTS

CLASS POS	CLASS NAME	AGE	OVER-ALL	AVE TIME	FINISH TIME	CLASS POS	CLASS NAME	AGE	OVER-ALL	AVE TIME	FINISH TIME
MALE 28 - 33 - CONTINUED											
215	NEWMAN, RICHARD K	31	847	8:37	3:46.07	323	RANGEL, CHARLES	33	1367	9:49	4:17.40
216	GAGE, FRED	28	863	8:39	3:46.59	324	FINDLEY, RANDY A	30	1373	9:52	4:18.57
217	TROJANEK, STEVEN G	28	866	8:40	3:47.14	325	LEWIS, FLETCHER C	31	1379	9:53	4:19.18
218	HALL, KEVIN A	28	868	8:40	3:47.23	326	NEW, BARRY W	28	1380	9:53	4:19.26
219	HANEY, TOMMY R	31	876	8:41	3:47.40	327	PERMENTER, CLYDE E	31	1394	9:54	4:19.59
220	BYTHROW, PETER F	29	877	8:41	3:47.41	328	SUMRALL, JACK F	29	1396	9:54	4:20.00
221	TELATNYK, GEORGE	32	881	8:41	3:48.00	329	HILLER, DANNY	30	1397	9:55	4:20.09
222	WILSON, JAMES M JR	29	883	8:42	3:48.03	330	FREEMAN, WILLIAM A	30	1400	9:56	4:20.36
223	SHEARER, DONALD J	28	888	8:42	3:48.29	331	CLARK, JOHN D	33	1407	9:57	4:21.12
224	HARRIS, WILLIAM B	31	890	8:43	3:48.45	332	MOORE, FRANCIS O	33	1409	9:58	4:21.30
225	BLANCHARD, RICHARD L	29	892	8:43	3:48.52	333	ROOKER, TOM	30	1416	9:59	4:21.55
226	BEITINGER, THOMAS L	33	894	8:43	3:48.55	334	STAHL, PETER J	31	1418	10:00	4:22.27
227	BERTSCHLER, JOHN J	30	897	8:43	3:48.57	335	PRICE, ROBERT E	32	1419	10:00	4:22.27
228	SCOTT, TOM G	31	903	8:44	3:49.11	336	OLACHEA, PATRICK G	30	1421	10:00	4:22.29
229	DEVORSS, STEPHEN A	32	904	8:44	3:49.14	337	ROSENDAHL, GREG C	28	1426	10:01	4:22.53
230	QUINTOSO, ADRIAN	30	906	8:44	3:49.24	338	MOORE, ROGER S	30	1427	10:01	4:22.56
231	BRANSTRITRN, JAMES V	29	925	8:48	3:50.55	339	STAHL, CHARLES J	31	1434	10:02	4:23.19
232	WHITE, DANNY J	29	927	8:48	3:50.59	340	CLARK, FRANK B JR	29	1435	10:02	4:23.24
233	JOHNSON, MARVIN R	30	931	8:49	3:51.13	341	CLAYCOMB, CHARLES E	29	1441	10:04	4:23.58
234	HILL, J P	30	936	8:49	3:51.26	342	HUTCHINSON, ARHTUR F	32	1441	10:05	4:24.39
235	NOVAKOV, DANIEL P	28	937	8:49	3:51.28	343	LEWIS, BILLY J	30	1459	10:06	4:25.08
236	FAGAN, EDGAR A	28	938	8:49	3:51.33	344	REID, M J	30	1463	10:07	4:25.28
237	BARNETT, AL B	29	940	8:50	3:51.40	345	GARZA, ROBERT J	33	1468	10:09	4:26.15
238	LEE, CHRISTOPHER L	29	945	8:50	3:52.09	346	CRENSHAW, WINN	31	1478	10:11	4:27.13
239	MARCKS, RICH	30	949	8:51	3:52.17	347	ZINN, MICHAEL W	29	1481	10:12	4:27.27
240	BRITAIN, JAMES R	29	952	8:52	3:52.35	348	NEWMAN, ANDREW D	29	1482	10:12	4:27.38
241	HIBERD, GARNAD M	29	952	8:52	3:52.35	349	MAJORS, ZACH L	29	1485	10:13	4:28.03
242	KLEINHANS, EDGAR R	29	955	8:52	3:52.49	350	KEENUM, TY L	29	1489	10:14	4:28.42
243	JOBE, DANNY C	31	959	8:53	3:53.01	351	WILLIAMS, KENNETH R	32	1493	10:15	4:28.45
244	BROWN, MICHAEL	33	964	8:53	3:53.15	352	DUNHAM, ROGER S	33	1496	10:15	4:28.54
245	BURCH, STEFF	30	967	8:53	3:53.28	353	ACHTERKIRCH, JOHN M	31	1499	10:15	4:29.05
246	BROWN, DALE R	30	970	8:54	3:54.22	354	JACK, ALFRED J	32	1506	10:16	4:29.24
247	HERRING, CHARLES	30	1000	8:56	3:54.34	355	HERNANDEZ, HERIBERTO JR	31	1508	10:16	4:29.27
248	FROST, TREV M	29	1011	8:57	3:55.05	356	O'DONNELL, WILLIAM C JR	30	1510	10:16	4:29.34
249	CHARLOR, STEPHEN D	29	1019	8:59	3:55.32	357	FAULKNER, JOHN	30	1511	10:17	4:29.48
250	HARRIS, RICHARD W	30	1027	9:00	3:56.03	358	DEKANICH, WILLIAM M	31	1515	10:17	4:29.59
251	DIETRICH, MICHAEL L	30	1034	9:00	3:56.18	359	LANDERS, TIM L	30	1517	10:17	4:29.59
252	SEAVYER, BILL L	30	1053	9:01	3:56.09	360	HAUGHTON, TIM H	33	1525	10:19	4:30.54
253	NELSON, HANK	33	1059	9:02	3:57.09	361	PARMELEY, LLOYD E	31	1527	10:20	4:31.12
254	GRADY, ROBERT M	30	1061	9:02	3:57.09	362	MABRY, LARRY	31	1531	10:21	4:31.45
255	MACOMBER, BRANDON G	30	1070	9:03	3:57.39	363	SAVERE, DENNIS M	32	1534	10:22	4:32.01
256	GOODEN, T M	30	1071	9:04	3:57.47	364	HUGHES, PHIL L	32	1535	10:22	4:32.07
257	EDWARDS, STEPHEN B	30	1080	9:05	3:58.11	365	BAKER, JOHN W	33	1542	10:25	4:33.13
258	BOYLE, THOMAS L	29	1085	9:05	3:58.22	366	MCCLEERY, FORREST S	28	1546	10:26	4:33.46
259	CARTER, L W	33	1091	9:06	3:58.37	367	CARNEY, CHRISTOPHER M	28	1549	10:26	4:33.66
260	DODSON, LARRY H	32	1094	9:06	3:58.46	368	HINKLEY, PAUL J	31	1551	10:27	4:34.02
261	AULBACH, LOUIS F	32	1104	9:07	3:59.21	369	LYONS, ROBERT S	31	1554	10:27	4:34.11
262	HIGHT, RICHARD A	30	1111	9:07	3:59.21	370	GARRISON, ROBERT W	32	1554	10:27	4:34.11
263	DUER, LAYTON W	32	1116	9:08	3:59.30	371	AYALA, JOHNNY G	31	1563	10:30	4:35.21
264	GREEN, LEONARD D	32	1118	9:08	3:59.38	372	STEWART, CHARLES H	32	1564	10:30	4:35.27
265	GRIMLAND, JOE R	33	1120	9:08	3:59.38	373	COLBERT, STEPHEN D	29	1572	10:32	4:36.29
266	CHAVERS, STEVE	31	1123	9:08	3:59.52	374	KAUFFOLD, GARY S	29	1580	10:34	4:37.57
267	NETEK, RUDOLPH J	28	1126	9:09	4:00.04	375	HOWARD, PAUL M	28	1582	10:35	4:37.29
268	FANNING, WHITNEY E	29	1136	9:10	4:00.35	376	ALLEN, STEVE R	30	1589	10:36	4:38.14
269	MCKINNEY, JAMES A	33	1142	9:11	4:00.57	377	RAMSAY, MICHAEL A	33	1590	10:37	4:38.22
270	LESHER, RICHARD H	31	1151	9:14	4:02.10	378	JOHNSON, CHARLES E	29	1592	10:37	4:38.24
271	WELLS, TOM D	31	1152	9:14	4:02.11	379	HALE, TIMOTHY E	29	1595	10:37	4:38.42
272	STOKES, JOHN E	31	1153	9:14	4:02.14	380	CORNELISON, RICHARD W	30	1602	10:42	4:40.34
273	CAMERON, JAMES P	31	1153	9:14	4:02.14	381	CASTILLO, DANIEL J	28	1601	10:43	4:41.37
274	SKELDING, WILLIAM R	28	1161	9:16	4:02.58	382	GRAVIS, JAY V	29	1601	10:44	4:41.37
275	HINES, MIKE G	28	1162	9:16	4:03.02	383	KALE, CORLEY, GLENN E	33	1623	10:47	4:42.53
276	FAULKNER, MIKE	29	1162	9:16	4:03.02	384	LYNCH, CHARLES A	32	1631	10:49	4:43.46
277	BRIAN, PATRICK M	28	1172	9:16	4:03.21	385	BIENVENOUR, JOHN P	32	1632	10:49	4:43.49
278	EDINBROUGH, THOMAS W	31	1173	9:16	4:03.22	386	DEMAS, LARRY R	32	1634	10:50	4:44.17
279	APALLE, STEPHEN H	31	1186	9:17	4:03.47	387	LANZ, JOHN F	33	1635	10:50	4:44.22
280	BRUSCIA, RONALD J DR	31	1187	9:17	4:03.49	388	SUMNER, WILLIAM D	33	1636	10:51	4:44.33
281	KUKLENSKI, MICHAEL J	29	1192	9:19	4:04.30	389	BAILEY, WILLIAM E	30	1647	10:54	4:45.54
282	SHEARER, BOB A	28	1195	9:19	4:04.39	390	MCKINNEY, MARSHALL R	31	1647	10:54	4:45.54
283	DAY, RICHARD A	28	1199	9:20	4:04.52	391	HALINOWSKI, JOSEPH A	30	1650	10:55	4:46.24
284	TOPLIFFE, JOHN N	31	1204	9:20	4:05.09	392	CLARK, JOHN J	33	1653	10:56	4:46.55
285	GILLESPIE, HAL K	31	1205	9:21	4:05.09	393	GRADY, JIMMY W	31	1658	10:58	4:47.39
286	BERARD, ROBERT F	31	1207	9:21	4:05.28	394	GUYNES, MARVIN C	30	1670	11:02	4:49.17
287	BEATY, JOE A	32	1208	9:22	4:05.49	395	CAMPBELL, DONALD J	31	1672	11:03	4:50.03
288	WILSON, ROBERT R	28	1213	9:22	4:06.00	396	BEYETTE, DONALD L	33	1676	11:03	4:50.32
289	GOTTHARDT, GERALD A	32	1216	9:23	4:06.08	397	CARLTON, LARRY D	30	1679	11:08	4:50.66
290	ANDERSON, WILLIAM B JR	33	1220	9:23	4:06.20	398	MARTINE, LARRY D	29	1685	11:11	4:53.19
291	KEELING, THOMAS J	33	1229	9:25	4:07.00	399	STORVICK, KENNETH E	29	1686	11:11	4:53.29
292	BLANN, BILLY E	30	1231	9:26	4:07.15	400	COUCH, WELDON D	30	1687	11:11	4:53.34
293	SKILLERN, JAMES K	30	1234	9:26	4:07.30	401	LOOMIS, ROBERT L	30	1689	11:12	4:53.45
294	KUENNEN, ROBERT G	29	1241	9:27	4:07.51	402	SWINOLE, MACK E	30	1694	11:13	4:54.19
295	HANSON, GEORGE H	29	1248	9:28	4:08.22	403	RICCIO, RENATO	31	1702	11:17	4:55.51
296	GRANER, JAMES R	30	1250	9:28	4:08.31	404	BENNETT, GUY M	28	1710	11:18	4:57.05
297	FORTIN, THOMAS A	30	1256	9:30	4:09.12	405	RUSSELL, THOMAS K	29	1715	11:23	4:58.68
298	HAGMAN, JAY R	30	1257	9:30	4:09.17	406	JOHNSON, DOUGLAS E	29	1717	11:23	4:58.68
299	DUKE, CHARLES D	30	1262	9:31	4:09.18	407	PEIRSON, MALCOLM A	29	1720	11:25	4:59.32
300	THOMPSON, DANA D	30	1267	9:32	4:10.08	408	LARSON, PAUL A	33	1722	11:25	4:59.33
301	BOWEN, WAYNE E	30	1267	9:32	4:10.23	409	SEGURA, OSCAR A	31	1723	11:25	4:59.38
302	LAFEVERES, RON J	31	1268	9:33	4:10.31	410	NOVAK, NICKY D	28	1725	11:25	4:59.39
303	ARRIAGA, DAVID V	32	1274	9:34	4:10.55	411	CARROLL, BRUCE W	32	1731	11:28	5:00.03
304	SMITH, DONALD G	29	1276	9:34	4:10.58	412	LUNDEEN, HOWARD K	30	1734	11:31	5:03.40
305	HARVEY, DANNY M	32	1278	9:34	4:11.04	413	PUMPHREY, MARK W	29	1738	11:34	

THE 9TH ANNUAL
WHITE ROCK MARATHON
DECEMBER 2, 1978

OFFICIAL RESULTS

CLASS POS	NAME	AGE	OVER-ALL	AVE TIME	FINISH TIME	CLASS POS	NAME	AGE	OVER-ALL	AVE TIME	FINISH TIME
MALE 34 - 39 - CONTINUED											
25	SHIER, ROBERT W	36	181	7.02	3:04.32	148	BIAGINI, CHRIS	37	731	8.23	3:40.05
26	O'QUINN, TRUMAN E	38	182	7.02	3:04.34	149	ELLIS, JAMES M	38	734	8.24	3:40.29
27	JONES, DENNIS B	36	201	7.08	3:07.16	150	TERAN, GERONIMO	34	743	8.26	3:41.10
28	KEY, DONALD A	35	202	7.08	3:07.22	151	BALLOU, JUSTIN G III	38	744	8.26	3:41.12
29	STEPHENS, MIKE	35	203	7.08	3:07.26	152	ALLEN, ROBERT S	38	745	8.26	3:41.19
30	NALL, TOM H	34	209	7.09	3:07.51	153	RODEN, KENNETH R.	38	746	8.26	3:41.29
31	HUGHEY, EARL JIM JR	34	210	7.10	3:07.58	154	UZDAVINES, WILLIAM S	39	754	8.27	3:41.44
32	MUIR, WM DUNCAN	37	212	7.10	3:08.00	155	WILSON, JERRY W	36	756	8.27	3:41.48
33	HOYT, GAYLORD M	39	213	7.10	3:08.07	156	GLANZMAN, DENMAN P	34	757	8.27	3:41.48
34	HEITZERAUER, RICHARD P	39	215	7.10	3:08.14	157	EVANS, WINSTON C	36	758	8.27	3:41.51
35	PUERTA, RICHARD L	39	216	7.11	3:08.25	158	TREVINO, ISAAC	34	764	8.28	3:42.09
36	JAROS, JAMES J	38	236	7.15	3:10.12	159	RASBERRY, CHARLES G	34	786	8.31	3:43.38
37	HUFF, STANLEY W	39	237	7.15	3:10.12	160	HORSLEY, RONNIE	35	787	8.31	3:43.38
38	TAYLOR, WILLIAM J III	35	238	7.15	3:10.26	161	STEWART, GEORGE A	35	793	8.32	3:43.51
39	WILDS, DAVID M	39	245	7.17	3:11.01	162	NUTTER, BARRY L	38	809	8.33	3:44.17
40	KRUPP, MYRON DR	35	247	7.17	3:11.08	163	AGUREN, WAYNE F	35	815	8.33	3:44.28
41	FRANLEY, CHARLES C	36	248	7.17	3:11.11	164	CARUSO, HENRY L	37	818	8.35	3:45.07
42	SMITH, KENNETH M	34	252	7.18	3:11.40	165	KING, ROY M	36	828	8.35	3:45.23
43	FINDLEY, JAMES E	34	253	7.18	3:11.40	166	BENDER, RAY D	35	830	8.35	3:45.23
44	BURNSIDE, OTIS H	35	254	7.18	3:11.47	167	JONES, JON D	38	838	8.36	3:45.45
45	CSLER, TOM	35	254	7.19	3:11.47	168	GRIFFIN, ARTHUR L	35	841	8.37	3:45.57
46	BARNHILL, DON	38	259	7.20	3:12.17	169	ARMEY, RICHARD X	38	851	8.37	3:46.16
47	PATTON, ROBERT W	36	260	7.22	3:13.23	170	GICKSON, JAMES F	35	852	8.37	3:46.18
48	MARTIN, HARLAN B	36	271	7.23	3:13.43	171	SULLIVAN, JOHN H	35	856	8.38	3:46.34
49	HARTIN, DON S	39	273	7.23	3:13.45	172	PERSON, GEORGE J	38	858	8.38	3:46.44
50	ISHAM, PAUL C	37	279	7.24	3:14.17	173	JAGEN, TED A	35	860	8.38	3:46.47
51	HURNI, ANDRE M	34	286	7.26	3:14.54	174	SMITH, TERRY	35	861	8.39	3:46.48
52	DICKINS, ROBERT D JR	39	289	7.26	3:14.54	175	FLAKE, RONALD R	37	872	8.40	3:47.34
53	SHAFER, GARY	37	291	7.26	3:15.15	176	FOUS, JOE E	34	879	8.41	3:47.47
54	STAECKE, JOHN D	39	297	7.28	3:15.50	177	STAB, ROBERT M	37	884	8.42	3:48.14
55	JACOBSON, RONALD J	34	301	7.29	3:16.20	178	MOODY, JEFF A	37	885	8.42	3:48.16
56	SALINAS, JIMMY	36	310	7.30	3:16.39	179	MARIETTI, ROGER N	34	887	8.42	3:48.27
57	LINCOLN, JAMES	39	319	7.31	3:17.11	180	MULLISEN, WARREN C	36	889	8.43	3:48.55
58	FULLER, ROY J	34	326	7.31	3:17.24	181	CHRISTIANSEN, HENRY J	34	896	8.43	3:48.56
59	PADDON, MICHAEL F	34	328	7.31	3:17.29	182	SCARBELL, BILL B	35	898	8.44	3:48.59
60	LUCAS, JOHN F	38	333	7.32	3:17.37	183	STON, T. DON	35	902	8.44	3:49.10
61	ODDY, JAMES R	38	333	7.32	3:17.37	184	WHITE, JOSEPH N	39	907	8.45	3:49.26
62	MILLS, CHARLIE	34	336	7.32	3:17.49	185	PAYNE, LELAND D JR	37	907	8.45	3:49.26
63	SNYDER, CHRISTOPHER P	35	339	7.32	3:17.54	186	DUNCKEL, ROY S	38	917	8.47	3:50.19
64	GONGVACH, ERIC	35	340	7.32	3:17.55	187	JOHNSTON, ROBERT E	38	918	8.47	3:50.03
65	DOUGHTY, WALTER L	36	351	7.34	3:18.33	188	LICHTBERGER, BERNIE M	37	946	8.51	3:52.06
66	DAVIS, GARY F	36	352	7.34	3:18.35	189	BROWN, RICHARD A	37	950	8.52	3:52.47
67	PATTERSON, COLIN K	38	357	7.35	3:18.56	190	PRITCHETT, EDWARD	36	953	8.52	3:52.50
68	HOBBS, KENNETH W	38	369	7.37	3:19.59	191	JONES, ROY A II	34	957	8.52	3:52.53
69	BURQUEST, DONALD A	39	372	7.38	3:20.17	192	ROSS, DAN H	38	961	8.53	3:53.12
70	KULLING, FRANCIS A	36	372	7.38	3:20.17	193	RIITTER, RICK	34	972	8.54	3:53.26
71	SIEMENS, RICH M	39	375	7.38	3:20.28	194	BROWN, PAUL C II ODS	35	973	8.54	3:53.26
72	BARTON, KEITH M	37	377	7.39	3:20.35	195	COLE, NICHOLAS G	34	976	8.54	3:53.23
73	BARRERA, RAMIRO	39	381	7.39	3:20.45	196	CUSTER, CALVIN D	34	980	8.54	3:53.47
74	DEMPESEY, DAVID D	36	384	7.39	3:20.58	197	SEMETKEL, JOHN S	34	982	8.54	3:53.47
75	POWELL, RICHARD R	36	385	7.39	3:20.58	198	COOK, DEXTER S	36	984	8.55	3:53.51
76	BAKER, CHARLES B	39	389	7.40	3:21.13	199	CHEAHAM, EDWARD G	34	985	8.55	3:53.53
77	HUTTO, WILLIAM J	39	392	7.40	3:21.20	200	CALAZAR, ARTHUR	36	986	8.55	3:53.59
78	BOWEN, J D	39	392	7.41	3:21.27	201	PARKINSON, WILLIAM J	39	986	8.55	3:53.59
79	FREEMAN, ROY L	39	395	7.41	3:21.42	202	EVANS, HARLAN J	36	987	8.55	3:54.01
80	MCNAMEE, TIMON L	37	396	7.41	3:21.42	203	WEIR, WARREN	39	995	8.56	3:54.22
81	POWELL, EDWARD L	37	400	7.42	3:22.09	204	FISHERMAN, WILLIAM H	39	996	8.56	3:54.24
82	LANDERS, JIM H	34	402	7.42	3:22.13	205	NORMAN, RONALD R	37	999	8.56	3:54.29
83	FLEMING, EMMET J	37	404	7.43	3:22.21	206	KERSEN, DOUGLAS A	35	1005	8.57	3:54.49
84	DUGGAN, MIKE	35	407	7.43	3:22.21	207	ROLANDT, MARK L	37	1006	8.57	3:54.50
85	CORNICK, JAMES M	37	411	7.44	3:22.52	208	CUEAL, IRV W	34	1015	8.58	3:55.18
86	NICKEL, DENNIS L	37	413	7.44	3:22.58	209	FIEGEL, SID	36	1016	8.58	3:55.19
87	MCCALLISTER, JIM	37	414	7.44	3:23.01	210	HAWLEY, JOHN M JR	35	1020	8.59	3:55.41
88	MCCOLLUM, RONALD J	36	418	7.45	3:23.25	211	BAIN, WALTER M	35	1021	8.59	3:55.49
89	SAMPLE, SAM	34	420	7.45	3:23.37	212	BRENNAN, JIM N	36	1023	8.59	3:55.44
90	SMITH, SAM	36	421	7.45	3:23.37	213	DUNHAM, FERRELL W	37	1028	9.00	3:56.04
91	VANBEVER, PETER J	36	422	7.46	3:23.40	214	REID, ROBERT M	36	1030	9.00	3:56.12
92	SCHLOSSBERG, DON S	34	427	7.46	3:23.56	215	WELLS, RICHARD H	35	1032	9.00	3:56.16
93	WOODS, LEONARD	34	431	7.46	3:24.03	216	ALTER, JOEL	39	1033	9.00	3:56.16
94	BREEDLOVE, WILLIAM D	38	441	7.48	3:24.34	217	FISHER, PHILIP H	38	1038	9.00	3:56.21
95	MCCARTY, PAUL W	34	442	7.48	3:24.35	218	BERKE, KENNETH J	35	1039	9.00	3:56.23
96	BRUHLEY, RILLY D	36	457	7.49	3:25.13	219	SCHWENDIMANN, ROBERT N	38	1042	9.01	3:56.28
97	BYNUM, DONALD M	35	458	7.49	3:25.15	220	PINKSTON, TERRY D	38	1047	9.01	3:56.88
98	DRUM, LOREN H	34	459	7.49	3:25.21	221	POURKE, PAT F	36	1048	9.01	3:56.41
99	PETTY, L T	36	460	7.49	3:25.28	222	WAGE, HENRY D	35	1056	9.02	3:56.56
100	ADCOCK, AUBREY C	36	464	7.50	3:25.28	223	FLAGLER, ROBERT A	36	1057	9.02	3:57.03
101	HALE, BILLY M	36	483	7.52	3:25.25	224	DIPPEL, C C	35	1058	9.02	3:57.04
102	BEAM, JAMES C	35	495	7.53	3:26.54	225	PARIS, ALLAN JR	36	1068	9.03	3:57.31
103	RUSH, STEVE L	34	505	7.54	3:27.11	226	PATTON, EDDIE R	34	1069	9.03	3:57.31
104	KAHN, HARTIN J	35	511	7.55	3:27.38	227	WHITAKER, JOHN H	36	1072	9.04	3:57.47
105	CASTILLO, ERNEST	38	513	7.55	3:27.48	228	PORTER, ROBERT W	39	1073	9.04	3:57.48
106	COX, IRA L	35	518	7.56	3:28.01	229	SMITH, EDWIN	37	1074	9.04	3:57.53
107	LEWIS, EARL D	39	519	7.56	3:28.02	230	KEARD P	38	1075	9.04	3:57.57
108	NAUGLE, KENT	34	529	7.57	3:28.04	231	MANDEL, STANLEY W	36	1081	9.05	3:58.12
109	KILBURN, TOM G	34	533	7.57	3:28.31	232	GLENDENING, WM M	35	1082	9.05	3:58.13
110	KILBURN, ROBERT C	39	536	7.57	3:28.39	233	ROBERTS, DAVID P	39	1084	9.05	3:58.14
111	BASH, PAUL	35	553	7.59	3:29.35	234	GODDRICH, LEWIS M	36	1101	9.07	3:59.03
112	HENRY, JOSEPH B	35	560	8.01	3:30.13	235	HARBITSON, ROBERT G	39	1108	9.07	3:59.18
113	WILLIAMS, JOHN B III	36	561	8.01	3:30.25	236	HANCOCK, ROBERT T	34	1109	9.07	3:59.19
114	REID, THOMAS V	34	562	8.01	3:30.32	237	BYARS, DAN H	38	1113	9.07	3:59.26
115	ULLMAN, RICHARD M	34	563	8.01	3:30.44	238	HAIGER, ROGER R	35	1129	9.09	4:00.12
116	UNRUH, DIETER B	36	564	8.02	3:30.44	239	KIRK, TOMMY	35	1130	9.09	4:00.14
117	PATTERSON, PATRICK L	34	566	8.02	3:31.00	240	STIGALL, LEE	34	1132	9.10	4:00.25
118	LARRARTE, GERMAN	35	566	8.04	3:31.4						

THE 9TH ANNUAL
WHITE ROCK MARATHON
DECEMBER 2, 1978

OFFICIAL RESULTS

CLASS POS	NAME	AGE	OVER-ALL	AVE TIME	FINISH TIME	CLASS POS	NAME	AGE	OVER-ALL	AVE TIME	FINISH TIME
MALE 34 - 39 - CONTINUED											
271	WINFREY, GARY A	39	1290	9.35	4:11.35	327	BURKS, RON L	36	1559	10.28	4:34.50
272	HARRIS, KING W	35	1291	9.35	4:11.37	328	FOGELIN, ALEX L	39	1565	10.30	4:35.40
273	YBARRA, GARY	37	1294	9.36	4:11.46	329	JONES, PHILIP M	35	1566	10.30	4:35.40
274	ROBERTS, THOMAS P	34	1299	9.37	4:12.22	330	SCHMITZ, KEN C	36	1567	10.31	4:35.58
275	MOORE, MICHAEL W.	35	1305	9.38	4:12.39	331	TOWNSEND, WILLIAM H	36	1568	10.31	4:36.03
276	THORNTON, DAVID C	35	1306	9.38	4:12.46	332	THOMAS, GIL E	37	1571	10.32	4:36.28
277	WILLARD, CHARLES E	37	1310	9.39	4:13.09	333	BURKE, JIMMIE D	34	1579	10.34	4:37.24
278	SYKES, LARRY E	34	1312	9.39	4:13.16	334	ROSENBERG, ROGER N	39	1585	10.35	4:37.45
279	SCHMIDT, C L MIKE	38	1319	9.40	4:13.32	335	SWATEK, JAMES P	37	1594	10.37	4:38.33
280	GLINES, ALAN C	35	1322	9.40	4:13.42	336	MORGAN, DAVID L	38	1597	10.39	4:39.26
281	WHEELER, WENDELL L	38	1323	9.42	4:14.24	337	SKELCHER, JOHN H	39	1601	10.41	4:40.13
282	SUCHER, JIM A	37	1339	9.43	4:14.59	338	GORDON, ELDON L	38	1621	10.46	4:42.43
283	GROW, HAL C	36	1340	9.43	4:15.04	339	BOZEMAN, JAMES P	39	1624	10.47	4:42.56
284	MCLEMORE, DONALD E	38	1348	9.44	4:15.28	340	COLE, MICKY	36	1633	10.50	4:44.13
285	RICHARDSON, DOUG M	35	1349	9.45	4:15.38	342	MAY, JOHN J	34	1637	10.51	4:44.27
286	WILLS, SHELLY A	34	1359	9.47	4:16.38	343	STALLINGS, DAN R	34	1642	10.53	4:45.35
287	POEEN, RICHARD D	37	1360	9.47	4:16.38	343	BELITZ, CHARLES L	37	1645	10.54	4:45.52
288	DATES, BILL D JR	36	1361	9.48	4:16.57	344	SKAGGS, TERRY L	34	1646	10.54	4:45.53
289	DAVIS, SAM W	39	1374	9.52	4:18.58	345	GROVES, DANNY G	34	1649	10.55	4:46.16
290	COHEN, ROBERT A DR	39	1378	9.53	4:19.16	346	LANDAY, MICHAEL J	35	1654	10.56	4:47.01
291	STANLEY, CHARLES C	35	1382	9.53	4:19.30	347	ELLIOTT, ENNIS B	36	1655	10.56	4:47.02
292	NOLAN, JOHN G	37	1384	9.53	4:19.33	348	SLICK, WID L	35	1661	10.59	4:48.02
293	KING, SAMUEL E	38	1390	9.54	4:19.48	349	HUDOCK, PAUL J	34	1662	10.59	4:48.09
294	BROWN, CARL T	35	1393	9.54	4:19.54	351	HILLER, JAMES E	38	1663	10.59	4:48.11
295	GOREE, ROBERT S	38	1402	9.56	4:20.38	352	WALTON, JAMES R	34	1664	11.00	4:48.36
296	PROCTOR, GEORGE	37	1408	9.57	4:21.17	353	KRALS, LENNART G	35	1666	11.01	4:49.07
297	BEAMER, JOHN E	39	1408	9.57	4:21.17	353	KELLY, TOM M	37	1669	11.01	4:49.16
298	GRAVES, THOMAS M	39	1428	10.01	4:22.59	354	MERLO, EUGENE A	36	1673	11.04	4:50.17
299	MCCORD, LEE	35	1429	10.01	4:23.01	355	ROBINSON, H SYEMOUR	37	1675	11.04	4:50.23
300	MUNRO, JERRY L	37	1430	10.01	4:23.03	356	ROYAL, KEN B	36	1678	11.08	4:50.42
301	PEAL, TERRY W	38	1444	10.04	4:24.02	357	SEAGO, BOB	37	1705	11.18	4:56.22
302	RYAN, JACK E	34	1450	10.05	4:24.35	359	SIMMONS, KENNETH L	39	1707	11.18	4:56.22
303	SMREKER, CHARLESS	34	1453	10.05	4:24.43	359	TURNER, WILBUR A	34	1714	11.20	4:57.31
304	RIVERA, JOHN D	36	1453	10.05	4:24.43	360	WILLIAMSON, BLAYNE D	34	1716	11.21	4:57.57
305	HARRIS, MICHAEL S	38	1456	10.06	4:24.57	361	BEERY, DWIGHT P	38	1718	11.24	4:58.57
306	COTTRELL, PHIL R	36	1461	10.06	4:25.12	362	DEGUERIN, DICK	37	1719	11.25	4:59.28
307	SYBOBODA, ANDY	36	1471	10.09	4:26.33	363	BOWMAN, WENDELL V	39	1721	11.25	4:59.32
308	HOLT, WILLIAM A	35	1472	10.10	4:26.37	364	WALKER, DONALD D	34	1724	11.25	4:59.31
309	COX, W KELBY	34	1474	10.10	4:26.46	365	MCCLAIN, FRED R JR	34	1725	11.25	4:59.31
310	SPRUIELL, JIM M	37	1487	10.13	4:28.16	367	GARY, D	37	1728	11.26	4:59.52
311	LAND, LARRY D	36	1492	10.14	4:28.36	367	MCGINNIS, RONNIE M	35	1730	11.27	5:00.27
312	LEAKE, SAM S	37	1492	10.14	4:28.36	368	PENDLETON, JAMES D	39	1741	11.39	5:05.37
313	LEAKE, SAM S	36	1494	10.15	4:28.50	369	ELLIOTT, BOB G	36	1745	11.42	5:07.04
314	SPRINGATE, DAVID J	38	1495	10.15	4:28.53	370	MILLER, ROBERT J	34	1753	11.52	5:11.31
315	SKAGGS, GARY L	34	1502	10.15	4:29.07	371	JOHNSON, BOB	36	1758	11.55	5:12.34
316	MYERS, CHARLES M	37	1505	10.16	4:29.19	372	PAGE, CREATH D	36	1762	12.05	5:17.10
317	HUBBS, FREDERICK E	35	1530	10.21	4:31.44	374	MEYERS, CHRISTOPHER	34	1769	12.05	5:17.10
318	CHERRY, JAMES D	34	1538	10.23	4:32.22	375	FOSTER, JOHN S	34	1771	12.05	5:17.14
319	EHLAY, DONALD L	34	1539	10.23	4:32.34	375	FRINK, JOHN A	35	1774	12.08	5:18.27
320	COOPER, PAUL P	36	1541	10.25	4:33.09	376	FEINBURG, DAVID C	35	1776	12.09	5:18.46
321	SIMMONS, KENNETH L	36	1545	10.25	4:33.23	377	KOZLOWSKI, EDWARD G	34	1787	12.22	5:24.39
322	MOORE, RON E	39	1547	10.26	4:33.37	378	JOHNSON, C STANLEY JR	37	1798	12.35	5:29.57
323	KEIRNAN, JAMES J	35	1552	10.27	4:34.03	379	KLIMPEL, DAN F	37	1806	12.46	5:34.50
324	LEON, ERNESTO A	37	1553	10.27	4:34.07	380	WILLIAMSON, WAYNE L	37	1810	12.46	5:34.50
325	WOODS, HARRY A JR	37	1556	10.28	4:34.27	381	WILLIAMSON, JIM R	35	1811	12.54	5:38.14
326	HARRINGTON, JOHN A	35	1558	10.28	4:34.45	382	DESHANE, WILLIAM F	37	1812	12.54	5:38.32

MALE 40 - 45

1	DELOACH, CLYOE N	42	37	6.16	2:44.36	64	MAYNARD, BILL	45	558	8.00	3:29.53
2	CREIGHTON, BOB	44	44	6.19	2:46.01	65	LEDBETTER, THOMAS K	43	570	8.03	3:31.16
3	MEINARDUS, HANS A	44	52	6.25	2:48.30	66	BUEL, CHARLES J	43	573	8.03	3:31.26
4	KNIGHT, LARRY L	41	68	6.32	2:51.33	67	WRIGHT, FRANK W	40	581	8.05	3:32.25
5	MESSERSCHMITT, JIM	42	71	6.33	2:51.59	68	HAIN, NORMAN JR	40	590	8.06	3:32.48
6	WARREN, STANLEY G	40	79	6.37	2:53.31	69	BRADFORD, LESTER D	40	599	8.06	3:32.85
7	HOSS, WILLIAM F JR	43	86	6.41	2:54.22	70	CHAPUT, PAUL I	45	601	8.07	3:32.52
8	STAGGS, HORACE M	43	89	6.42	2:54.33	71	BLUMENTRITT, CHARLES W	42	604	8.07	3:33.00
9	HAID, ROBERT A	40	111	6.43	2:56.32	72	CARONAS, ROBERT	44	617	8.09	3:33.46
10	LANCOT, ALDOR R	42	114	6.45	2:57.24	73	LARSEN, LEONARD R	44	619	8.09	3:33.56
11	WEINSTOCK, JOHN M	42	118	6.46	2:57.32	74	LEUTWYLER, JESSE S	44	623	8.10	3:34.15
12	BOLTON, BRIAN J	40	126	6.47	2:57.58	75	DENTON, JOHN E	44	628	8.10	3:35.09
13	SCHOFENING, ARTHUR	45	136	6.49	2:59.05	76	CONNELLY, MIKE	43	628	8.10	3:35.09
14	LENHART, JACK R	41	138	6.49	2:59.05	77	STEVENS, JAMES W	40	642	8.13	3:35.30
15	BRIGHTMAN, F HENRY	41	141	6.50	2:59.45	78	LOHMEYER, FRED W	40	652	8.13	3:35.52
16	SKOMRONSKI, JOHN J	40	162	6.56	3:02.08	79	TOOPS, CLIFFORD C	42	655	8.14	3:36.15
17	HAWK, HENRY H	41	165	6.58	3:02.43	80	RADELAT, PAUL B	45	666	8.16	3:36.53
18	CUNDIFF, DAVID E	41	168	6.58	3:03.04	81	DENHAM, MICHAEL W	40	667	8.16	3:36.56
19	WILMORE, JACK H	40	173	7.00	3:03.42	82	MORSE, DENTON W	42	678	8.17	3:37.30
20	ISLE, WALTER W	44	218	7.11	3:08.36	83	HENNESSY, THOMAS E	42	684	8.18	3:37.54
21	MCLAUGHLIN, THOMAS A	40	233	7.14	3:09.55	84	STAHAN, JAMES W	42	684	8.18	3:37.54
22	LUCAS, DONALD J	41	240	7.16	3:10.32	85	MCKINNE, PETER T	45	692	8.19	3:38.13
23	CONTRERAS, KIKI	42	249	7.18	3:11.08	86	ETGE, DEAN L	42	709	8.20	3:38.50
24	LIDA, BOB S	42	258	7.21	3:13.08	87	MOORHOUSE, RALPH W	40	715	8.21	3:39.07
25	ROBERTS, EARL JR	42	268	7.23	3:13.39	88	COULBOURN, DIXON W	42	721	8.22	3:39.32
26	VERNON, PAUL F	42	272	7.23	3:13.44	89	BUNN, PARKS D	45	725	8.23	3:39.51
27	PRITCHETT, JOHN L	45	278	7.24	3:14.13	90	JOHNSON, JIM D	41	730	8.23	3:40.04
28	PIERSON, JAY C	43	281	7.24	3:14.20	91	LEGNARD, JAMES H	42	732	8.24	3:40.17
29	REED, JIMMY	40	316	7.30	3:16.56	92	BRIDGES, LAWRENCE H	42	750	8.27	3:41.40
30	EVANS, DUANE L	41	323	7.31	3:17.28	93	GOOD, GLENN T	45	763	8.28	3:42.07
31	ANDERSON, ROGER K	41	327	7.31	3:17.28	94	DEUPREE, HARRY L	40	765	8.28	3:42.16
32	MCFARLAND, GUY E	42	338	7.32	3:17.52	95	JONES, GLENN H	40	766	8.28	3:42.24
33	HENDRICKS, JIM	43	342	7.33	3:18.09	96	MADDOX, DEAN H	44	767	8.29	3:42.33
34	SHERIDAN, JACK M	40	349	7.34	3:18.28	97	THATCHER, GEORGE	45	780	8.31	3:43.23
35	TRASK, D RICHARD	45	360	7.36	3:19.17	98	PEPPER, VERNON D	45	803	8.32	3:44.04
36	WILSON, JIM										

THE 9TH ANNUAL
WHITE ROCK MARATHON
DECEMBER 2, 1978

OFFICIAL RESULTS

CLASS POS	NAME	AGE	OVER-ALL	AVE TIME	FINISH TIME	CLASS POS	NAME	AGE	OVER-ALL	AVE TIME	FINISH TIME
MALE 40 - 45 - CONTINUED											
127	BARRETT, ROBERT F	45	1009	8.57	3:55.03	172	PAYNE, GERALD G	40	1352	9.45	4:15.51
128	ROSEN, PAUL R	40	1013	8.58	3:55.10	173	STOODARD, DONALD R	42	1363	9.48	4:17.07
129	JORGENSEN, DAVID E	43	1022	8.59	3:55.49	174	PHILLIPS, TRUETT	40	1364	9.48	4:17.13
130	JONES, FRANKLIN D	41	1025	8.59	3:55.57	175	LIVINGSTON, LEE P	42	1369	9.51	4:18.27
131	STEELE, TOM J	45	1026	9.00	3:55.59	176	POITINGER, KEN	40	1370	9.51	4:18.30
132	DRAYER, LARRY	40	1031	9.00	3:56.27	177	THURMAN, JESS	42	1372	9.53	4:19.04
133	ENGLE, WAYNE E	41	1041	9.01	3:56.29	178	BURKETT, DELMAR E	46	1374	9.53	4:19.10
134	DIXON, ROBERT O	43	1043	9.01	3:56.29	179	SISLER, GARY L	45	1377	9.53	4:19.10
135	CHENEY, DONALD R	42	1044	9.01	3:56.31	180	HARDY, KENNETH A	41	1392	9.54	4:19.53
136	BRENTS, TOM E	44	1050	9.01	3:56.47	181	ALMY, GENE H	40	1398	9.55	4:20.16
137	WALL, JOE C	41	1054	9.02	3:56.52	182	REAVES, BRUCE	41	1403	9.56	4:20.43
138	RATCLIFF, HOWARD M	41	1064	9.03	3:57.25	183	COLBY, DON P	45	1412	9.58	4:21.37
139	HOLLEY, LOUIS D	43	1078	9.04	3:58.04	184	COX, ALLAN P	41	1413	9.58	4:21.41
140	PERTHUIS, ADOLPH	41	1092	9.06	3:58.39	185	PUGH, JAMES H JR	41	1422	10.00	4:22.21
141	MOORE, SEAN	44	1095	9.06	3:58.48	186	SCRIMSHIRE, BILLY J	40	1455	10.00	4:24.50
142	CRUMPACKER, HARRY L	44	1098	9.06	3:58.56	187	WILSON, CHARLES J	44	1458	10.06	4:25.07
143	HOENIG, RAYMOND J	42	1102	9.07	3:59.04	188	PYCEK, JOSEPH E	41	1484	10.13	4:27.53
144	BLACK, RICHARD H	44	1106	9.07	3:59.11	189	POWELL, CHARLES A	42	1504	10.16	4:29.18
145	PEACE, MYRON H	45	1107	9.07	3:59.12	190	STURRUP, DR RANDOLPH W	40	1509	10.16	4:29.30
146	LITTLETON, FRANK C	42	1119	9.08	3:59.35	192	THOMPSON, DR WAYNE	41	1528	10.20	4:31.18
147	MULCAHY, DENNIS L	40	1127	9.09	4:00.05	193	LEON, BOB R	41	1533	10.22	4:31.56
148	MURCELL, BILLY D	42	1132	9.10	4:00.25	194	SAWER, BOB L	43	1537	10.23	4:32.20
149	PIRES, GEORGE E	43	1137	9.10	4:00.40	194	FALK, EDWARD L	41	1555	10.27	4:32.20
150	BERGMANN, KENNETH R	40	1165	9.16	4:03.08	195	LEON, ALFRED X	43	1560	10.28	4:34.51
151	FIGG, HAROLD L	41	1168	9.16	4:03.13	196	BURKE, JIM E	43	1562	10.30	4:35.20
152	WRIGHT, DAN	44	1180	9.17	4:03.32	197	MARENGO-ROWE, ALAIN J	42	1570	10.32	4:36.14
153	COLQUITT, COY W	41	1181	9.17	4:03.33	198	ADAMS, WILLIAM B JR	42	1573	10.33	4:36.38
154	JOHNSON, ROBERT D	43	1194	9.19	4:04.32	199	CAMPBELL, GARDNER L	45	1574	10.33	4:36.44
155	MCGEHEAN, THOMAS R	40	1203	9.20	4:04.59	200	FITZSIMONS, ROBERT A	41	1604	10.42	4:40.37
156	MOGHEAD, CON G	40	1210	9.22	4:06.01	201	GARNEY, SIDNEY E	41	1605	10.42	4:40.39
157	WHEELER, TOM H	40	1218	9.23	4:06.17	202	SELEY, GEORIE E	40	1616	10.45	4:42.16
158	POGUE, DAVID M MD	40	1240	9.26	4:07.46	203	CROWELL, BILL G	42	1638	10.52	4:45.15
159	MCCLURE, J P	42	1243	9.27	4:08.04	204	KENNELLY, KEVIN J	44	1644	10.54	4:45.49
160	BEDNARSKI, FRED JR	42	1252	9.29	4:08.58	205	WHITE, JOSEPH W II	43	1660	10.59	4:48.02
161	KATZ, STEPHEN P	42	1258	9.30	4:09.28	206	MCKELVEY, JOHN W	45	1681	11.08	4:52.18
162	COENES, WILLIAM J	40	1261	9.31	4:09.45	207	MUSELL, TOM	41	1690	11.12	4:53.51
163	REED, DONNY R	40	1275	9.34	4:10.27	208	MCNEIL, PERRY R	41	1696	11.13	4:54.29
164	GRAHAM, GERALD H	41	1278	9.34	4:10.57	209	LOUGH, BILL D	45	1754	11.25	5:01.27
165	ESCHMIDT, JOHN D	42	1279	9.34	4:11.10	210	MENDEZ, G JOHN	40	1779	12.02	5:19.27
166	LOHMAN, WILLIAM T	41	1283	9.35	4:11.27	211	BURKS, JERRY D	45	1780	12.15	5:21.35
167	MEDFORD, ROBERT E	45	1318	9.40	4:13.30	212	CARUTHERS, DAVID L	41	1781	12.16	5:22.02
168	BARNES, ARTHUR Z JR	45	1320	9.40	4:13.34	213	TUBRIDY, ARTHUR F	41	1783	12.18	5:22.39
169	BISHOP, MAX O	43	1331	9.41	4:14.14	214	LOWRANCE, DAVID T	42	1795	12.33	5:29.11
170	BRACKMAN, THEODORE P	43	1342	9.43	4:15.11	215	GREATHOUSE, LESLIE E	40	1816	13.04	5:42.46
171	DYKE, F J JR	43	1343	9.44	4:15.16	216	SMITH, RONALD M	44	1823	13.37	5:57.27

MALE 46 - 51

1	LAWRENCE, ALLAN C	48	34	6.13	2:43.24	52	TORRANCE, JAMES W	50	1014	8.58	3:55.12
2	ALSOBROOK, NORM	48	59	6.27	2:49.07	53	PATTON, JACK H	50	1052	9.01	3:56.49
3	WIDENER, RICHARD A	51	76	6.36	2:53.05	54	OWENS, MAX H	47	1067	9.03	3:57.30
4	TENNEY, JIM	50	81	6.37	2:53.34	55	COHEN, DONALD M	47	1088	9.05	3:58.30
5	RICHARDS, ARNE H	50	90	6.39	2:54.44	56	PAUL, KENNETH L	49	1100	9.06	3:59.00
6	CRACKETT, JERRY J	50	113	6.44	2:56.48	57	GEDDISH, EDGAR A	47	1137	9.10	4:00.36
7	GOERING, DALE M	48	119	6.52	3:00.25	58	KALENDA, JOE	48	1143	9.11	4:00.58
8	ASHLEY, KEN	46	151	6.52	3:00.25	59	MOORE, BERRY L	50	1144	9.11	4:00.59
9	KOBUS, L C SCOT	48	171	6.59	3:03.19	60	LOWE, RUSSELL F	48	1146	9.12	4:01.14
10	HELLENGA, GLEN A	49	179	7.01	3:04.23	61	FLETCHER, ROBERT F	46	1148	9.12	4:01.29
11	SCHMITT, ROBERT L	47	192	7.05	3:06.04	62	QUANCE, ROBERT J	47	1159	9.15	4:02.56
12	FOSTER, CHUCK E	48	244	7.17	3:11.01	63	SMITH, DR BOBBY J	46	1166	9.16	4:03.13
13	CADENHEAD, C	48	270	7.23	3:13.42	64	WALKER, BOB	46	1171	9.16	4:03.20
14	WEADOCK, EDWARD E	46	275	7.23	3:13.56	65	STRONG, CYRUS	51	1176	9.16	4:03.28
15	KENNEDY, IRVING G	47	295	7.25	3:13.56	66	CARVER, JOHN B	46	1236	9.26	4:07.40
16	RAMAGE, ROBERT R	48	308	7.29	3:16.35	67	LAPTAD, ROBERT P	50	1242	9.27	4:08.01
17	BASHORE, KENNETH H	49	348	7.34	3:18.27	68	GLASSCOCK, DEWEY G	50	1289	9.35	4:11.14
18	SAMPLES, WILLARD F	51	354	7.34	3:18.45	69	COLLIER, JACK S	46	1301	9.37	4:12.23
19	MERZ, CHARLES C	47	359	7.35	3:19.06	70	COPELAND, DAVID P JR	47	1307	9.38	4:12.47
20	THOMPSON, BILL J	46	383	7.39	3:20.57	71	MOORE, DAVE R	46	1315	9.39	4:13.25
21	CREEK, WAYNE E	49	419	7.45	3:23.26	72	HALLMARK, BRUCE C	46	1330	9.41	4:14.13
22	PIERSON, RICHARD F	46	433	7.47	3:24.10	73	BALDRIDGE, JERRY T	46	1334	9.42	4:14.25
23	REUMONT, FEESE	49	437	7.47	3:24.10	74	CARIS, JOHN C	49	1341	9.43	4:15.05
24	PRICE, FRED	51	467	7.50	3:25.40	75	SCHUPPE, SAM C	49	1344	9.44	4:15.18
25	SHELLER, GERALD K	47	477	7.51	3:26.15	76	RIDDLE, CHARLES E	51	1381	9.53	4:19.28
26	SMITH, EDWARD R	46	490	7.53	3:26.45	77	PARSONS, EARL JR	48	1385	9.54	4:19.41
27	JACKSON, EDWIN L	48	497	7.53	3:27.00	78	RUSSELL, CHARLES B	50	1411	9.58	4:21.36
28	MCDONALD, HAROLD L	51	532	7.57	3:28.30	79	ANDERSON, CHARLES E	46	1431	10.02	4:23.04
29	SWYDEN, C J	47	541	7.57	3:28.45	80	ROBERTS, AUBREY L	47	1446	10.04	4:24.05
30	COSGROVE, PETER O	46	585	7.59	3:29.40	81	PIGOU, PAUL W	48	1469	10.09	4:26.27
31	BASS, TOM	51	557	8.00	3:29.50	82	JENNINGS, EDWARD JACK	46	1488	10.13	4:28.18
32	MCDONALD, TOY R	48	629	8.11	3:34.45	83	ELLIS, OREN H	46	1529	10.21	4:31.38
33	SPENCE, ELBERT R	49	656	8.14	3:36.16	84	BROCK, C G	50	1540	10.24	4:32.50
34	GOSTICK, GLENN F	50	665	8.16	3:36.52	85	MERRILL, CHARLES M	47	1550	10.26	4:33.49
35	STENBRIDGE, WILLIAM E	46	675	8.17	3:37.15	86	ZETGER, DONALD A	47	1561	10.29	4:35.08
36	REYNOLDS, HOMER E	47	707	8.20	3:38.48	87	LAPAN, FEARN	51	1576	10.33	4:36.57
37	MOSEY, PAUL	47	742	8.25	3:41.03	88	CASEY, LAWRENCE B	46	1583	10.35	4:37.33
38	ANDRESS, DONALD W	46	746	8.25	3:41.03	89	BLAIR, PAUL W	47	1584	10.35	4:37.33
39	HAYES, HAL L	47	773	8.29	3:42.56	90	VLAMIDES, ULY N	51	1619	10.46	4:42.29
40	MOWRY, FRANK M	47	777	8.30	3:43.05	91	WELDON, ROBERT C	46	1622	10.47	4:42.53
41	BOYD, EMMETT GEDRGE	51	797	8.32	3:43.56	92	DAVIS, MITCHELL L	48	1630	10.49	4:43.44
42	SCHNUR, LARRY	49	823	8.34	3:44.50	93	ALEXANDER, EBEN R	49	1656	10.57	4:47.21
43	RYBAK, JOE C	48	834	8.36	3:45.32	94	KRAMER, JOHN P	51	1706	11.18	4:56.34
44	ESTES, BOBBY J	47	854	8.38	3:46.29	95	VILLARREAL, ARMANDO C	49	1708	11.19	4:56.54
45	SARTAIN, EDWARD G	49	889	8.43	3:48.34	96	ARROWOOD, BILLY V	50	1721	11.21	4:57.12
46	HAMILTON, E D	47	909	8.45	3:49.40	97	SMITH, JOHN C	50	1721	11.26	4:59.52
47	MITCHELL, HARRISON P	47	932	8.46	3:49.59	9					

THE 9TH ANNUAL
WHITE ROCK MARATHON
DECEMBER 2, 1978

					OFFICIAL RESULTS						
CLASS POS	NAME	AGE	OVER-ALL	AVE TIME	FINISH TIME	CLASS POS	AGE	OVER-ALL	AVE TIME	FINISH TIME	
MALE 58 - 63											
1	HODGENBOEZEM, GERRIT M	58	329	7.31	3:17.30	8	JOHNSON, LARRY	58	891	8.43	3:48.49
2	GRANGER, DICK B	61	466	7.50	3:25.36	9	CALVARESE, JOHN J	58	1212	9.22	4:05.58
3	ASKEW, GENE	58	571	8.03	3:31.21	10	SCHILLER, ROBERT E JR	60	1309	9.59	4:13.04
4	OGILVIE, CHARLES D	60	596	8.06	3:32.40	11	MCNEELY, DONALD P	58	1479	10.11	4:27.20
5	ROGERS, ORVILLE C	63	740	8.24	3:40.54	12	ABERCROMBIE, RILEY W	61	1684	11.10	4:52.57
6	BARRETT, HOWARD D	58	862	8.39	3:46.50	13	SHEARHART, CECIL W	59	1746	11.43	5:07.19
7	POOLER, JERRY N	58	865	8.39	3:47.07						
MALE 64 +											
1	LOGAN, DONALD C	64	549	7.59	3:29.24	3	CALKIN, H E DR	67	1425	10.01	4:22.48
2	VILLEMEZ, CLYDE J	67	1029	9.00	3:56.12	4	ELKIN, P BUSH	65	1524	10.19	4:30.46
FEMALE 0 - 19											
1	HENKE, JANET C	19	315	7.30	3:16.56	12	ROSS, CAROL S	19	1627	10.47	4:42.57
2	BENNETT, BRIDGET	19	718	8.21	3:39.18	13	MCENTEE, DELORE M	19	1651	10.56	4:46.40
3	KERR, COLLEEN	15	962	8.53	3:53.13	14	ELO, GYNNIS Z	15	1777	12.11	5:19.28
4	HAINLINE, KATHY L	14	983	8.55	3:53.51	15	SCHUBER, LYNN	18	1793	12.32	5:28.47
5	BRATTEN, ADELAIDE E	18	1046	9.01	3:56.37	16	WALKER, CRYSTAL D	15	1794	12.32	5:28.47
6	BRIETZKE, ELIZABETH A	16	1147	9.12	4:01.28	17	HUNDY, GAYE C	17	1804	12.43	5:33.50
7	NESTER, KATHLEEN S	18	1323	9.40	4:11.28	18	CASTILLO, MELANIE R	16	1804	12.43	5:33.50
8	CAMPAS, PALMIRA S	17	1347	9.44	4:15.28	19	HO, HOA T	19	1805	12.44	5:34.00
9	FITZGERALD, JUDY A	18	1442	10.04	4:23.59	20	HARDERS, NOEL K	15	1817	13.07	5:43.58
10	DARGIT, HELEN D	18	1448	10.04	4:24.08	21	BENKENDORF, KANIE J	15	1819	13.13	5:46.40
11	ANNUNZIO, ZGAN R	19	1497	10.15	4:28.56	22	ABERNATHY, JULIE A	15	1824	13.39	5:57.59
FEMALE 20 - 29											
1	BRIDGES, KAREN D	20	54	6.25	2:48.36	35	FREDERICK, JOY L	24	1157	9.15	4:02.41
2	VAJDO, VANESSA E	27	152	6.53	3:00.32	36	WILLIAMS, AMY F	24	1249	9.28	4:08.30
3	BURGE, DONNA J	25	153	6.53	3:00.35	37	THOMAS, DIANE E	24	1265	9.32	4:10.02
4	COCKROFT, CINDY	22	195	7.06	3:06.32	38	ROBINSON, KATHERINE D	29	1269	9.33	4:10.35
5	KILLIAN, JANE	22	235	7.14	3:10.00	39	ROBERTSON, MARTHA M	29	1270	9.33	4:10.35
6	PUGH, MARIANNE	29	256	7.20	3:12.18	40	BROWN, JANE	25	1298	9.37	4:12.15
7	WILSON, JOAN M	26	280	7.24	3:14.20	41	MAY, CHERYL F	23	1308	9.38	4:12.53
8	RUST, MAGGIE H	27	304	7.29	3:16.26	42	MARQUARDT, NANCY H	27	1327	9.41	4:14.07
9	ROYCE, KATHY M	27	371	7.38	3:20.17	43	BARRY, SUSAN H	20	1336	9.42	4:14.37
10	STREHL, DEBORAH	22	415	7.45	3:23.12	44	SCHWEERS, DONNA L	25	1386	9.54	4:19.43
11	BOLT, JANE A	26	503	7.54	3:27.21	45	SLAYDON, LYNN R	28	1436	10.03	4:23.30
12	DENNISTON, NANCY L	27	569	8.03	3:31.16	46	LEGGETT, JOAN N	28	1440	10.04	4:23.06
13	BAXTER, DONNA M	26	637	8.12	3:35.11	47	ROMEJKO, LYNN C	28	1447	10.04	4:23.06
14	CEPASS, LYNN M	20	664	8.16	3:36.49	48	TEMPLE, LINDA P	29	1449	10.05	4:24.23
15	POWERS, MARY J	25	688	8.19	3:38.05	49	RIBA, LINDA J	25	1457	10.06	4:24.59
16	PATTON, NANCY W	26	697	8.19	3:38.27	50	MARTIN, DEBRA	24	1490	10.14	4:28.23
17	SARTLETT, NINA T	27	713	8.22	3:39.41	51	ROBINSON, KATHRYN L	20	1498	10.15	4:29.03
18	HARSON, JANE M	27	796	8.32	3:43.56	52	RHUE, LYNN	27	1507	10.16	4:29.26
19	ALPEZ, VALERIE L	27	816	8.33	3:44.32	53	VLASEK, IMOGENE M	27	1521	10.18	4:30.23
20	ALVARADO, GLORIA V	21	848	8.37	3:46.09	54	CHRISTIAN, ROZAN	23	1536	10.24	4:31.17
21	KENT, SUSAN E	25	893	8.43	3:48.53	55	CAMPBELL, KAREN L	29	1586	10.35	4:37.49
22	SESLER, BETSEY M	25	900	8.44	3:49.05	56	MAUKS, SUSAN	24	1610	10.44	4:41.37
23	STEGALL, KATHLEEN S	25	919	8.47	3:50.25	57	PILLER, DIANNE M	24	1615	10.45	4:42.13
24	EVANS, PATRICIA B	25	923	8.47	3:50.41	58	BENTRUP, BETH E	21	1625	10.47	4:42.57
25	LUCCO, DONNA M	22	991	8.56	3:54.18	59	FOSTER, S DIANE	29	1641	10.53	4:45.25
26	STEVENS, ELICE J	27	993	8.56	3:54.22	60	JOHNSTON, LANA G	29	1659	10.58	4:47.41
27	JONES, MARY LEWIS	27	1049	9.01	3:56.43	61	CARTER, CHARLOTTE	25	1691	11.12	4:53.56
28	AUSTIN, KAREN S	27	1055	9.02	3:56.56	62	MUNGT, MARLENE K	25	1748	11.25	5:08.22
29	MUSCATELL, MICKY M	25	1066	9.03	3:57.29	63	PRATI, NANCY L	28	1778	12.11	5:19.28
30	GRANETT, SHARON	26	1097	9.06	3:58.52	64	YARBROUGH, S CAMILLE	28	1785	12.20	5:23.24
31	SABANDSH, GAIL	23	1103	9.07	3:59.07	65	LUNDEEN, JANE	29	1789	12.26	5:26.14
32	ABBOTT, JOSEPHINE L	26	1136	9.10	4:00.42	66	ABBOTT, JUDY A	24	1797	12.33	5:29.20
33	DOUGLAS, DEBBIE D	26	1149	9.13	4:01.53	67	HILBURN, MARY K	22	1814	13.03	5:42.27
FEMALE 30 - 39											
1	BURKE, DUSTY	34	211	7.10	3:07.59	28	PAINÉ, JUDY D	39	1329	9.41	4:14.12
2	BERNHARD, ANTOINETTE A	32	242	7.16	3:10.46	29	VINTON, LIZ	30	1354	9.45	4:15.56
3	KENNARD, MARY A	39	261	7.22	3:13.28	30	PELLEY, LEE	33	1371	9.51	4:18.36
4	JONES, MARY AMIS	34	264	7.23	3:13.37	31	LILEY, CONNIE L	30	1391	9.54	4:19.51
5	WYATT, PATRICIA S	32	318	7.31	3:17.10	32	MCNAIR, BEVERLY A	34	1473	10.10	4:28.47
6	CONNELL, ANETTE	32	405	7.44	3:22.48	33	SHERLEY, SYDNEY R	32	1518	10.18	4:30.08
7	THOMAS, ALICE C	35	469	7.50	3:26.45	34	ANTONETTI, JUDY M	33	1544	10.25	4:33.23
8	RYDER, BECKY	34	504	7.54	3:27.23	35	BAIRD, LINDA A	36	1569	10.31	4:36.04
9	MARCOM, PEGGY E	32	567	8.02	3:31.01	36	OLSON, MARILYNN M	31	1577	10.34	4:37.17
10	BOWMAN, SUSAN J	32	607	8.08	3:33.17	37	KENNELLY, LAURA B	37	1588	10.36	4:38.01
11	WILDS, CARMEN M	38	762	8.28	3:42.01	38	SUMNER, BIDDY J	34	1591	10.37	4:38.23
12	BRANSON, PAT K	30	784	8.31	3:43.28	39	WHITCHARD, MARTHA E	31	1593	10.37	4:38.25
13	CARTER, MELINDA J	30	800	8.32	3:43.59	40	HARPER, JEAN D	32	1612	10.44	4:41.41
14	SPEVAK, SUSAN D	33	829	8.35	3:45.15	41	JOHNSON, AMELIA L	35	1613	10.45	4:42.00
15	RICHARDSON, KAREN D	32	837	8.36	3:45.55	42	BRYNTESSON, DONNA M	35	1626	10.47	4:42.57
16	ANDERSON, NANCY F	37	840	8.36	3:45.55	43	RASMUSSEN, JUDY M	35	1628	10.47	4:42.57
17	HAFNER, CAROL M	33	850	8.37	3:46.15	44	REIZER, ANNE E	34	1667	11.01	4:49.14
18	HERVEY, MIKI	36	930	8.49	3:51.13	45	GOODRICH, PATRICIA L	35	1668	11.01	4:49.14
19	WILLIAMS, BRIGITTE E	38	951	8.52	3:52.30	46	DEATON, CARLYON B	30	1671	11.02	4:49.40
20	HAYS, MARILYN V	39	1001	8.56	3:54.36	47	GRANT, ROSALIE M	34	1683	11.09	4:52.32
21	FOORMAN, BARBARA R	30	1045	9.01	3:56.32	48	LUDWICK, PHYLLIS J	39	1693	11.13	4:54.11
22	GABRIELSON, LINDA K	32	1077	9.04	3:58.04	49	TURNER, SALLY A	30	1704	11.17	4:56.03
23	LIVINGSTON, PATRICIA L	34	1079	9.04	3:58.09	50	NOLAN, SHERRY K	32	1768	12.05	5:16.49
24	TEARS, SHAY	31	1128	9.09	4:00.07	51	HALL, SUSAN H	30	1815	13.04	5:42.41
25	CAMPBELL, DOLORES M	37	1206	9.21	4:05.25	52	SIMMONS, GINNY L	38	1825	13.52	6:03.37
26	KEELING, CHARLENE M	32	1219	9.23	4:06.20	53	PROCTOR, JUDY	35	1826	14.31	6:20.42
27	DAVIS, TERRY C	31	1237	9.26	4:07.43						
FEMALE 40 +											
1	WRIGHT, DONNA K	43	479	7.52	3:26.18	8	HEDGECOCK, ONEITA F	45	1184	9.17	4:03.40
2	JOHNSTON, MARIA K	41	572	8.03	3:31.25	9	POWERS, FRANCES ML	51	1313	9.39	4:13.20
3	ZERGER, VERA J	41	733	8.24	3:40.21	10	STOREY, SUZANNE S	41	1410	9.58	4:24.34
4	CEVERFA, JANIS R	41	1035	9.00	3:56.19	11	MCLEOD, GLORIA S	50	1557	10.28	4:34.35
5	TORREZ, VERONICA	46	1099	9.09	4:00.02	12	WAREND-ROWE, RACHEL M	41	1652	10.56	4:46.54
6	HAMLYN, JANE C	45	1125	9.09	4:00.02	13	GREER, CLODENE	40	1737	11.32	5:02.45
7	HURST, PAT R	41	1183	9.17	4:03.35						

WHITE ROCK MARATHON HISTORY

1971: The inaugural race on March 6 had 82 entrants, including two women. Little Rock schoolteacher Ricky Richardson outdistanced Wayne Comer of Houston with a 2:38:09 to 2:40:11. With the noon starting time, heat was a problem, but 61 runners finished, among them one lone woman, Annabelle Corboy, in 4:12:25.

1972: Another noon start on March 4 with 143 entrants and 109 finishing in the heat. NTSU's Paul Hoffman, only 19 years old, rolled to a fine 2:23:18 win, leading second place Gary Tuttle by over five minutes. Four women finished, led by Terry Stansky at 3:49:29.

1973: March 3 was a dreadful 70 degree day for 155 runners. Wayne Comer won this third year event at 2:37:45. Patti Price led four women with a 4:27:45.

1974: Coming in February, a month earlier with a new 9 a.m. starting time, temperatures were an excellent 45 degrees for 159 runners. Terry Ziegler romped home in 2:19:18, nudging Don Kennedy by two minutes. Kathy Loper led the three women finishers with 3:13:48.

1975: Despite cold winds and heavy rains, a record field of 219 starters showed up on Feb. 22. Terry Ziegler, an Oklahoman, repeated as champion in 2:26:07. Among the 167 finishers was women's winner Dorothy Doolittle, in 3:09:47.

February 1976: Don Kennedy was almost unchallenged and won easily in 2:25:59 as 240 starters heard the gun. There were just 178 finishers due to heavy winds on this Feb. 21 date. Dorothy Doolittle ignored those winds and ran a sizzling 2:53:43.

December 1976: The second White Rock of the year was held because the date was changed to the first Saturday in December, where it remains today. There was perfect weather at 50 degrees and light winds for 300 marathoners. Jeff Wells exploded on the national scene with a 2:15:11, nosing out roommate John Lodwick, who had a 2:16:23. There were 250 finishers and Jean Ohly of Southern Illinois University was the women's winner in 3:07:26. There were 23 women finishers.

1977: Jeff Wells was committed to race in Honolulu, so John Lodwick took charge in a record field of 909 for the marathon. Lodwick clocked a 2:16:43, winning easily in higher temperature than normal for December. The women's race was a thriller, with Dallas' Marianne Pugh edging Penny DeMoss of California by three seconds. Her time was a personal best of 2:56:55.

WHITE ROCK MARATHON BEST TIMES

MEN	DATE	AGE	TIME
Jeff Wells	12/76	22	2:15:11
John Lodwick	12/76	22	2:16:23
John Lodwick	12/77	23	2:16:43
Tom Marino	12/78	21	2:18:55
Terry Ziegler	2/74	23	2:19:18
Tom Marino	12/77	20	2:20:09
Ed Leddy	12/78	27	2:20:26
Don Kennedy	2/74	26	2:21:34
Ron Tabb	12/77	23	2:22:01
Clent Mericle	12/76	23	2:23:16
WOMEN			
Karen Bridges	12/78	20	2:48:36
Dorothy Doolittle	2/76	29	2:53:43
Marianne Pugh	12/77	28	2:56:55
Penny DeMoss	12/77	27	2:56:58
Vanessa Vajdos	12/78	20	3:00:32
Donna Burge	12/78	27	3:00:35
Kathy Loper	2/75	32	3:00:54
Cindy Cockroft	12/78	22	3:06:32
Jean Ohly	12/76	20	3:07:26
Dusty Burke	12/78	34	3:07:59

For verification of finish time for a qualifying race, use photocopy of your class results. The Marathon certificate is for framing and may be completed from your individual results.

A large number of the sheets provided for the runners' comfort were removed from the race site at a high cost to the race committee. If you have a sheet, please return it to Raceline Systems. Thank you.

WHITE ROCK MINI-MARATHON
DECEMBER 2, 1978

OVERALL RESULTS FIRST 100 OF 1256 FINISHERS

COURSE LENGTH - 5.02 MILES

* RACE START - 9:30AM

TIME IN HOURS MINUTES SECONDS

OVER-ALL	NAME	HOMETOWN	AGE	SEX	CLASS POS	OFFICIAL AVE TIME	RESULTS FINISH TIME
1	WELLS, JEFFERY H	DALLAS, TX	24	M	1	4.51	24.21
2	LOOWICK, JOHN D	DALLAS, TX	24	M	2	4.55	24.41
3	BEONARSKI, JOHN	ODESSA, TX	29	M	1	4.58	25.00
4	KELLOGG, JOHN C	DALLAS, TX	20	M	1	5.07	25.45
5	RATZA, CLIFFORD L	HOUSTON, TX	30	M	2	5.11	26.06
6	D'CONNOR, JOHN R	DALLAS, TX	26	M	3	5.16	26.30
7	HORN, THOMAS A	BROKEN ARROW, OK	18	M	2	5.18	26.39
8	ADUDELLE, LARRY	BROKEN ARROW, OK	33	M	3	5.24	27.11
9	WOODALL, RICHARD A	WACO, TX	20	M	3	5.25	27.16
10	SMITH, SCOTT W	BOSSIER, LA	20	M	4	5.27	27.26
11	COX, DALLAS G	MUSKOGEE, OK	17	M	5	5.28	27.27
12	UMPLEBY, JAMES A	DALLAS, TX	21	M	6	5.28	27.28
13	HOGAN, JAMES L	PAMPA, TX	28	M	4	5.30	27.37
14	HORN, VERNON P	DALLAS, TX	31	M	5	5.33	27.54
15	HOFFMANN, PAUL R	DALLAS, TX	26	M	4	5.33	27.56
16	CANTU, INO	EL CAMPO, TX	44	M	1	5.34	28.01
17	BELL, WESLEY C	ABILENE, TX	23	M	5	5.35	28.05
18	RYAN, JOHN T	MESQUITE, TX	45	M	2	5.36	28.09
19	SCHWEGEL, ROY A	DYESS AFB, TX	24	M	6	5.36	28.11
20	ROBERTSON, JOHN	DALLAS, TX	30	M	6	5.37	28.13
21	SHOPOFF, STEVE	PLANO, TX	31	M	7	5.39	28.23
22	ERICKSON, WILLIAM P	MUSTANG, OK	41	M	3	5.45	28.55
23	JONES, WAYNE C	DALLAS, TX	36	M	1	5.46	28.57
24	DUNBAR, ROBERT J	AMARILLO, TX	44	M	4	5.48	29.10
25	HOOD, DON D	ABILENE, TX	15	M	1	5.50	29.17
26	EASTERLING, TOM L	HOUSTON, TX	31	M	8	5.50	29.17
27	MCCRACKEN, RONALD S	MESQUITE, TX	15	M	2	5.50	29.18
28	WILKINSON, GLENN D	DALLAS, TX	25	M	7	5.50	29.20
29	ZERGER, TOM E	SALLINA, KS	14	M	3	5.51	29.22
30	SIMONSON, MARTIN A	OKLA CITY, OK	26	M	8	5.53	29.34
31	ADAMS, JOSEPH J	DALLAS, TX	38	M	2	5.54	29.40
32	GOSS, TOM	SPRINGFIELD, MO	23	M	9	5.55	29.45
33	HENRICH, WILLIAM L	DALLAS, TX	32	M	9	5.56	29.50
34	HARTER, LANCE L	AURORA, CO	28	M	10	5.57	29.53
35	BASS, DANNY T	HOUSTON, TX	14	M	4	5.57	29.54
36	NEEB, LOUIS P	DALLAS, TX	39	M	3	5.57	29.56
37	BLAKE, WILLIAM V	IRVING, TX	41	M	5	5.59	30.03
38	KENNEDY, JAME L	WACO, TX	23	M	10	5.59	30.04
39	MYERS, JOHN A	DALLAS, TX	30	M	11	5.59	30.05
40	ERICKSON, KEVIN D	MUSTANG, OK	17	M	7	5.59	30.06
41	IRWIN, FRANK J	ALTUS, OK	20	M	8	6.00	30.10
42	PEARSALL, SCOTT C	DALLAS, TX	21	M	9	6.00	30.11
43	TEEL, SCOTT L	GARLAND, TX	16	M	5	6.01	30.14
44	JOHNSON, RICK L	CABOT, AR	28	M	12	6.01	30.15
45	URISH, CAROL L	AUSTIN, TX	27	F	1	6.02	30.21
46	BRYANT, CORBET F	RICHARDSON, TX	32	M	13	6.03	30.27
47	JONES, WILLIAM B	DALLAS, TX	25	M	11	6.05	30.37
48	BRUFF, RON E	DALLAS, TX	18	M	10	6.07	30.44
49	PROFLET, STEVE	ABILENE, TX	26	M	12	6.08	30.51
50	HUFFMAN, MICHAEL L	DALLAS, TX	29	M	14	6.09	30.53
51	WEBER, RICHARD A	DALLAS, TX	22	M	13	6.09	30.54
52	PETREE, CHARLES S	WACO, TX	25	M	14	6.09	30.56
53	TOLLE, CINDY J	PLANO, TX	13	F	1	6.10	31.00
54	KIRSCHENMANN, KENNETH D	LINCOLN, NB	36	M	4	6.11	31.04
55	MARENGO-ORWE, ADRIAN J	DALLAS, TX	15	M	6	6.11	31.05
56	BURNS, JAMES M	DALLAS, TX	21	M	11	6.12	31.08
57	KELLEHER, KEVIN G	BELLAIRE, TX	27	M	15	6.12	31.09
58	KILLIAN, STEVEN M	RED OAK, TX	22	M	16	6.12	31.09
59	SNAPP, J WAYNE	RICHARDSON, TX	38	M	5	6.12	31.12
60	HALL, TIM G	KELLER, TX	20	M	12	6.13	31.14
61	MORELAND, DAN G	AMARILLO, TX	34	M	6	6.15	31.26
62	CUNNINGHAM, DEBBIE A	DALLAS, TX	23	F	2	6.17	31.33
63	RYAN, PATRICK M	EDMOND, OK	33	M	15	6.17	31.33
64	SPILLMAN, THOMAS M	DALLAS, TX	48	M	1	6.17	31.33
65	YOUNKMAN, FREDDY W	ENNIS, TX	18	M	13	6.17	31.34
66	BRASHWELL, NEAL B	PAMPA, TX	14	M	7	6.17	31.36
67	WILK, TIMOTHY E	EULESS, TX	24	M	17	6.17	31.37
68	WILLIAMS, MARK L	BEDFORD, TX	22	M	18	6.17	31.37
69	DIERKER, STEVE R	SULPHUR, OK	27	M	19	6.18	31.41
70	WILLIAMS, DAVID R	DALLAS, TX	17	M	14	6.19	31.43
71	OLGE, JOHN	ENID, OK	40	M	6	6.20	31.49
72	MOBERLY, JOHN C	DALLAS, TX	12	M	8	6.20	31.51
73	BUSH, DONALD O	DALLAS, TX	32	M	16	6.21	31.54
74	LIGHTSTONE, WILLIAM H	DALLAS, TX	34	M	7	6.22	31.59
75	GOTTSCHALK, GARY L	ARLINGTON, TX	39	M	8	6.22	32.01
76	HADLEY, THOMAS J	IRVING, TX	38	M	9	6.22	32.02
77	O'CONNOR, ROB C	BEDFORD, TX	22	M	20	6.23	32.03
78	SHIRLEY, BILL A	DALLAS, TX	35	M	10	6.23	32.05
79	TAYLOR, JOY H	DENTON, TX	23	F	3	6.24	32.10
80	LEMIEUX, JOCELYN J	FT HOOO, TX	33	M	17	6.24	32.10
81	WEST, ELLIOTT	ARLINGTON, TX	33	M	18	6.24	32.11
82	OBBERKIRCHER, FRED	FORT WORTH, TX	33	M	19	6.24	32.12
83	KNOBEL, WILLIAM R	LEWISVILLE, TX	24	M	21	6.26	32.19
84	PARTIN, JUDY L	DENTON, TX	22	F	4	6.26	32.22
85	RICHARDS, GLEN E	DALLAS, TX	48	M	2	6.26	32.22

WHITE ROCK MINI-MARATHON
DECEMBER 2, 1978

OVER- ALL	NAME	HOMETOWN	AGE	SEX	CLASS POS	AVE TIME	FINISH TIME
86	MERZ, WILLIAM C	DALLAS, TX	24	M	22	6.29	32.33
87	GRANTHAM, BILL	DALLAS, TX	28	M	20	6.29	32.34
88	TIEOTKE, LES	DALLAS, TX	36	M	11	6.29	32.35
89	TRIPPEL, DAN	DALLAS, TX	22	M	23	6.29	32.37
90	MEIER, HURLEY	CORPUS CHRISTI, TX	27	M	24	6.30	32.38
91	DUNKERLEY, DAVID G	ENNIS, TX	17	M	15	6.30	32.42
92	HARFORD, WILLIAM V	DALLAS, TX	31	M	21	6.31	32.44
93	WICHMAN, MARC R	LUFKIN, TX	33	M	22	6.31	32.46
94	BREEDLOVE, THOMAS A	DALLAS, TX	15	M	9	6.32	32.51
95	WOLTZ, THOMAS C	HOUSTON, TX	31	M	23	6.32	32.52
96	RAEHN, HANK J	PLANO, TX	36	M	12	6.33	32.53
97	SIMONS, GREG B	SEAGOVILLE, TX	15	M	10	6.35	33.03
98	FERRO, STEVEN P	ABILENE, TX	21	M	16	6.35	33.03
99	BREEDLOVE, WILLIAM D JR	DALLAS, TX	16	M	11	6.35	33.05
100	ANGELL, O MICHAEL	PLANO, TX	35	M	13	6.35	33.06

OVERALL RESULTS - WOMEN - FIRST 50 OF 379 FINISHERS

45	URISH, CAROL L	AUSTIN, TX	27	F	1	6.02	30.21
53	TOLLE, CINDY J	PLANO, TX	13	F	1	6.10	31.00
62	CUNNINGHAM, DEBBIE A	DALLAS, TX	23	F	2	6.17	31.33
79	TAYLOR, JOY H	DENTON, TX	23	F	3	6.24	32.10
84	PARTIN, JUDY L	DENTON, TX	22	F	4	6.26	32.22
124	MINER, POLLY	DALLAS, TX	18	F	2	6.40	33.32
126	DEMOS, PENNY	LOS ALTOS, CA	28	F	5	6.41	33.37
133	BRACCHI, LORI	ALTUS AFB, OK	26	F	6	6.44	33.49
136	CAPEN, KAREN S	SPRINGFIELD, MO	21	F	7	6.46	34.00
140	WRIGHT, LIVIA F	DENTON, TX	22	F	8	6.48	34.10
146	WEEDEN, DENISE A	EDMOND, OK	17	F	3	6.49	34.18
150	ESTOPIHAL, CELESTE ANN	TULSA, OK	16	F	4	6.50	34.20
163	PIPENUR, LAURIE S	HOUSTON, TX	25	F	9	6.52	34.33
168	ANDREWS, SHERRI L	TULSA, OK	18	F	5	6.54	34.40
169	WHITE, CYNTHIA	FT WORTH, TX	17	F	6	6.54	34.41
170	WILEY, ROBYN	GARLAND, TX	18	F	7	6.54	34.42
192	ANDERSON, ELISABETH D	DALLAS, TX	32	F	1	7.01	35.18
206	VEATCH, REBECCA E	HOUSTON, TX	25	F	10	7.04	35.33
214	CONNELLY, JANETTE K	EULESS, TX	22	F	11	7.06	35.43
229	CAVACOZ, PAULINE	SAN ANTONIO, TX	27	F	12	7.10	36.01
233	KIRKPATRICK, L KAREN	CLEBURNE, TX	29	F	13	7.11	36.05
243	TISSING, JENNIFER J	RICHARDSON, TX	19	F	8	7.12	36.13
260	BASS, AMRY VICTORIA	HOUSTON, TX	19	F	9	7.16	36.31
269	SWICK, JAIMIE E	DALLAS, TX	23	F	14	7.18	36.40
287	LEWIS, LINDA	BERGSTROM AFB, TX	28	F	15	7.20	36.50
289	ROGERS, JAN M	DALLAS, TX	25	F	16	7.20	36.53
292	CHILTON, CYNTHIA E	DALLAS, TX	24	F	17	7.21	36.54
300	PEEBLES, DEBBIE	DALLAS, TX	27	F	18	7.22	37.01
301	MATHENY, ELLIE M	BOWLING GREEN, KY	20	F	19	7.22	37.02
309	TRAVIS, JODELL B	DALLAS, TX	27	F	20	7.23	37.07
312	USKOVICH, LIZ	DENTON, TX	36	F	2	7.24	37.13
314	MARTINEZ, ELISA H	DENTON, TX	18	F	10	7.25	37.14
319	GREGG, CIANE D	DALLAS, TX	41	F	1	7.26	37.19
323	MCCLINTOCK, NANCY W	ARGYLE, TX	40	F	2	7.26	37.21
351	HOLT, ELYSIA A	DALLAS, TX	26	F	21	7.31	37.49
353	SNIDER, SUSAN C	MISSOURI CITY, TX	33	F	3	7.32	37.50
355	GIRON, GLORIA L	DALLAS, TX	27	F	22	7.32	37.51
359	BING, REBECCA	AUSTIN, TX	21	F	23	7.32	37.53
378	ROBERTS, DONNA F	NACOGDOCHES, TX	19	F	11	7.39	38.25
381	MONTGOMERY, LARK E	DALLAS, TX	28	F	24	7.39	38.28
386	TATE, JUDITH A	DENTON, TX	33	F	4	7.40	38.32
392	WALDA, CHERIE A	HOUSTON, TX	28	F	25	7.41	38.37
397	HOWARD, SHERL K	DALLAS, TX	24	F	26	7.42	38.40
403	SASSER, TDBIE H	DALLAS, TX	27	F	27	7.43	38.45
415	GALLAGHER, KAREN P	DENTON, TX	20	F	28	7.44	38.53
430	SNAPP, MARIETTA M	RICHARDSON, TX	33	F	5	7.46	39.03
433	STEWART, KATHY	DALLAS, TX	26	F	29	7.46	39.04
436	WOODBERRY, LAURA L	DALLAS, TX	21	F	30	7.47	39.07
441	SHERMAN, MARGARET C	DALLAS, TX	29	F	31	7.48	39.10
443	BREWER, VIRGINIA	DENTON, TX	42	F	3	7.48	39.11



WHITE ROCK MINI-MARATHON
DECEMBER 2, 1978

OFFICIAL RESULTS

CLASS POS	NAME	AGE	OVER-ALL	AVE TIME	FINISH TIME	CLASS POS	NAME	AGE	OVER-ALL	AVE TIME	FINISH TIME
MALE 0 - 16											
1	HOOD, DON D	15	25	5.50	-29.17	45	LOHMEYER, STUART	14	619	8.20	.41.53
2	MCCRACKEN, RONALD S	15	27	5.50	-29.18	08	USKOVICH, KEVIN D	08	629	8.21	.41.57
3	ZERGER, TOM E	14	29	5.51	-29.22	12	TWININA, STEVEN J	12	632	8.21	.41.58
4	BASS, DANNY T	14	35	5.57	-29.54	47	WINGERT, BRENT T	17	647	8.23	.42.09
5	TEEL, SCOTT L	15	43	6.01	-30.14	49	COULBURN, J TRAVIS E	12	650	8.23	.42.10
6	MARENGO-ORME, ADRIAN J	15	55	6.11	-31.05	50	LEONARD, J S	10	675	8.28	.42.33
7	BRASHELL, NEAL B	14	66	6.17	-31.36	51	MUSE, DANNY	09	676	8.28	.42.34
8	MDBERLY, JOHN C	12	72	6.20	-31.51	53	ISHAM, DONALD S	09	687	8.30	.42.44
9	BREEDLOVE, THOMAS A	15	94	6.32	-32.51	53	FLAGLER, JOHN P	13	704	8.33	.42.59
10	SIMONS, GREG B	15	97	6.35	-33.03	54	GIBSON, MICHAEL	09	709	8.35	.43.07
11	BREEDLOVE, WILLIAM D JR	16	99	6.35	-33.05	55	MCDANIEL, TYRDM	10	715	8.36	.43.14
12	RUMSKAS, JACK E	14	114	6.38	-33.21	56	LANCASTER, RANDY L	13	719	8.37	.43.20
13	CHAMBERS, WILLIAM	16	120	6.39	-33.26	57	SHERIDAN, DIRK W	14	724	8.38	.43.24
14	ANGELL, DAVID M II	09	121	6.39	-33.26	58	STEWART, JEO A	11	735	8.41	.43.37
15	WELSH, GAVIN	15	123	6.47	-34.14	59	DAVIS, GARY F JR	09	788	8.51	.44.03
16	HADLEY, ROBERT C	15	143	6.48	-34.11	60	WILEMON, MARK W	11	791	8.52	.44.32
17	HITCHELL, BLAKE S	15	158	6.52	-34.30	61	COULBOURN, DAN W	11	815	8.56	.44.55
18	BRELAND, STEVE W	15	161	6.52	-34.32	62	MUSE, BUD	15	844	9.01	.45.20
19	DILLMAN, MITCHELL L	14	193	7.02	-35.19	63	CHRISTIANSEN, CRAIG J	13	889	9.11	.46.07
20	MARINO, PAUL G	14	202	7.03	-35.28	64	KLIMPEL, DANNY F III	15	903	9.13	.46.20
21	TAYLOR, LANE F	12	224	7.09	-35.54	65	SEGAL, MARK E	13	912	9.15	.46.29
22	TOOPS, MICHAEL S	15	257	7.12	-36.11	66	BAKER, JOHN W JR	11	925	9.22	.47.04
23	DEUREE, JOHN	15	261	7.17	-36.48	67	ROEMER, STEPHEN N	11	953	9.24	.47.11
24	EMMET, JOHN D	11	276	7.18	-36.42	68	RATLIFF, JESSE D	09	1004	9.35	.48.11
25	CEVERMA, PAUL W	15	280	7.19	-36.46	69	WOODSON, RICHARD	09	1014	9.37	.48.20
26	POWERS, JOHN	15	281	7.19	-36.47	70	NOLAN, FRED C	10	1055	9.46	.49.06
27	FERGUSON, BILL	12	316	7.25	-37.15	71	MAJORS, TREVOR B	11	1068	9.49	.49.21
28	BURNHAM, JAMIE L	13	327	7.27	-37.25	72	WILEMON, DALE M	10	1077	9.52	.49.36
29	WINGERT, TROY S	16	339	7.30	-37.41	73	LINDSEY, DAVID M	09	1093	9.56	.49.55
30	BOYKIN, MIKE	12	349	7.31	-37.47	74	RAINE, SCOTT R	17	1096	10.01	.50.17
31	BRITAIN, JOHN F	15	353	7.37	-38.02	75	BAPP, KEVIN S	13	1100	10.05	.50.37
32	PEYTON, MIKE J	12	428	7.46	-39.02	76	DEUPREE, CHISHOLM	12	1107	10.18	.51.47
33	GUYST, KEITH L	13	452	7.49	-39.18	77	STEVENS, MITCHELL III	16	1113	10.29	.52.42
34	SKELTON, SCOTT	11	483	7.56	-39.51	78	OLGE, DAVID	10	1116	10.30	.52.46
35	ROYAL, CHRIS J	11	502	7.58	-40.02	79	BUSH, HATT D	08	1118	10.33	.53.01
36	GALLATIN, LARRY D	11	508	7.59	-40.06	80	WADE, BRYAN D	11	1123	10.44	.53.55
37	WEBB, JOHN B	11	557	8.08	-40.52	81	BERRY, MICHAEL P	09	1129	10.52	.54.38
38	NORRIS, BRETT R	09	566	8.09	-40.58	82	WHEELER, JEFF T	08	1130	10.53	.54.39
39	NEHMS, BOBBY	13	573	8.11	-41.06	83	DEUPREE, CHEYENNE L	07	1155	11.05	.55.43
40	HENNIGH, STAN M	14	576	8.11	-41.07	84	HELMED, LYNDEN	06	1187	11.24	.57.17
41	SPENCE, ROBEEY A.	15	584	8.12	-41.13	85	POLSON, JONATHAN W	06	1196	11.28	.57.36
42	HARRIS, CRAIG	11	586	8.13	-41.15	86	MYERS, SAM B	12	1201	11.33	.58.00
43	BOWMAN, BRET R	14	590	8.14	-41.20	87	POTTENGER, JASON M	12	1222	12.05	1.00.44
44	COULBOURN, DIXON E	16	611	8.18	-41.42						

MALE 17 - 21

1	KELLOGG, JOHN C	20	4	5.07	.25.45	25	STARR, DAVID N	21	256	7.15	.36.25
2	HORN, THOMAS A	18	7	5.18	.26.39	26	MULLAN, MARK R	19	266	7.17	.36.37
3	WOODALL, RICHARD A	20	9	5.25	.27.06	27	SWEET, BRIAN W	17	310	7.24	.37.09
4	SMITH, SCOTT W	20	10	5.27	.27.26	28	WILSON, CHARLES W	21	315	7.25	.37.15
5	COX, DALLAS G	17	11	5.28	.27.27	29	TURNER, BRYAN DEE	20	361	7.33	.37.57
6	UMPLEBY, JAMES A	21	12	5.28	.27.28	30	PRESNELL, RONNY N	19	374	7.38	.38.20
7	ERICKSON, KEVIN D	17	40	5.59	.30.06	31	RUHL, CHRIS A	21	383	7.39	.38.29
8	IRWIN, FRANK J	20	41	6.00	.30.10	32	SHIREY, JEFF C	21	391	7.41	.38.36
9	PEARSALL, SCOTT C	21	42	6.00	.30.11	33	DRAGANJAC, MARK E	20	405	7.41	.38.40
10	BORUFF, RON E	18	48	6.07	.30.44	34	LAZARINE, CLIFF JR	20	423	7.46	.39.00
11	BURNS, JAMES M	21	56	6.12	.31.02	35	BARRON, MARK ALAN	20	449	7.49	.39.16
12	HALL, TIM	20	60	6.13	.31.14	36	PENA, RUBEY	19	509	7.59	.40.08
13	YOUNKMAN, FREDDY W	18	65	6.17	.31.34	37	BRIGGS, DAVID R	19	519	8.00	.40.13
14	WILLIAMS, DAVID R	17	70	6.19	.31.43	38	AXELRAD, MIKE D	18	528	8.02	.40.22
15	DUNKERLEY, DAVID G	17	91	6.30	.32.42	39	CURTIS, DREW E III	21	540	8.04	.40.31
16	FERRI, STEVEN P	21	98	6.35	.33.03	40	BAILEY, ED A	18	543	8.04	.40.34
17	LISSON, STEPHAN N	17	112	6.38	.33.19	41	HADDY, BRIAN L	19	567	8.10	.41.19
18	MEZZIO, ROBERT W	21	133	6.38	.33.20	42	SULEY, MARK S	19	710	8.35	.43.08
19	FORNEY, RONALD T	21	138	6.38	.33.20	43	EKLUND, JEFF	21	720	8.38	.43.21
20	ZINN, PHILIP D	21	152	6.51	.34.24	44	HERRING, BILL D.	21	849	9.02	.45.22
21	MITCHELL, GARY D	21	194	7.02	.35.19	45	BOLEN, STEVE R	21	963	9.26	.47.24
22	WAGNER, MATTHEW C	20	216	7.06	.35.43	46	BOONE, BILL A	19	1097	10.02	.50.25
23	TARP, JOHN GARY	21	227	7.09	.35.57	47	BROWN, ROYCE	19	1227	12.12	1.01.16
24	MCCLENDON, STEVE	21	238	7.11	.36.08						

MALE 22 - 27

1	WELLS, JEFFERY H	24	1	4.51	.24.21	44	JONES, JEFF A	24	185	6.59	.35.07
2	LODOLICK, JOHN D	24	2	4.15	.24.21	45	PETERSON, DAVID G	23	187	7.00	.35.11
3	EDWARDS, JOHN DR	24	2	4.16	.24.30	46	LAWLESS, BILLY B	25	196	7.02	.35.20
4	HOFFMANN, PAUL R	26	15	5.33	.27.56	47	JACKSON, STEPHEN	27	198	7.03	.35.26
5	BELL, WESLEY C	23	17	5.35	.28.05	48	WOOD, JOHN R	27	201	7.03	.35.28
6	SCHWEGEL, ROY A	24	19	5.36	.28.11	49	KAY, MIKE H	24	205	7.04	.35.31
7	WILKINSON, GLENN D	25	28	5.50	.29.20	50	SIMPSON, DWAIN L	27	209	7.05	.35.37
8	SIMONSON, MARTIN A	26	30	5.53	.29.34	51	FENN, DOUGLAS S	27	212	7.06	.35.39
9	GOSS, TOM	26	32	5.55	.29.45	52	SCOTT, RICHARD L	26	213	7.06	.35.40
10	KENNEDY, JAME L	26	33	5.59	.29.45	53	MCKENNA, JAMES R	26	217	7.07	.35.44
11	JONES, WILLIAM B	25	47	6.05	.30.37	54	DARBY, BRIAN E	27	222	7.08	.35.50
12	PROFULET, STEVE	26	49	6.08	.30.51	55	MONIER, JULES C	27	223	7.08	.35.53
13	WEBER, RICHARD A	22	51	6.09	.30.54	56	MEYER, MICHAEL D	22	226	7.09	.35.56
14	PETREE, CHARLES S	25	52	6.09	.30.56	57	THOMAS, ROBERT B	22	230	7.10	.36.01
15	KELLEHER, KEVIN G	27	57	6.12	.31.09	58	JONES, ARTHUR L	26	235	7.11	.36.05
16	KILLIAN, STEVEN M	22	58	6.12	.31.09	59	RUSSELL, ROBERT G	24	235	7.11	.36.07
17	WILKINS, MOTRAY E	24	67	6.17	.31.37	60	KINGS, BENJAMIN L	24	246	7.13	.36.16
18	WILLIAMS, MARK L	24	68	6.17	.31.37	61	MEDLIN, BILLY W	24	249	7.14	.36.21
19	DIERKER, STEVE R	27	69	6.18	.31.41	62	ENGLISH, THOMAS J	24	251	7.14	.36.22
20	O'CONNOR, ROB C	27	77	6.23	.32.03	63	NICHOLS, DOUGLAS J	25	252	7.14	.36.22
21	KNOBEL, WILLIAM R	24	83	6.26	.32.19	64	GLENN, MARTIN E	26	258	7.16	.36.29
22	HERZ, WILLIAM C	22	86	6.29	.32.33	65	GONZALES, CARY JR	23	259	7.16	.36.30
23	TRIPPEL, DAN	22	89	6.29	.32.37	66	MCCARTHY, MICHAEL J	27	262	7.17	.36.34
24	HEIER, HURLEY	27	90	6.30	.32.38	67	LENKARO, BARRY	26	267	7.18	.36.40
25	BRANTN, JOHN H	27	102	6.36	.33.09	68	RICH, JOHN C	26	277	7.19	.36.43
26	GAZZILLO, JIM P	23	105	6.36	.33.09	69	WILLIAMS, JOHN B	23	282	7.19	.36.47
27	MARCOS, OCHOA	27	108	6.36	.33.11	70	ABREU, JORGE A	23	283	7.19	.36.48
28	PILGRIM, BILLY J	25	116	6.39	.33.23	71	REID, WILLIAM K	23	285	7.20	.36.49
29	STANDIFER, DAVID R	22	118	6.39	.33.25	72	KNECHT, ARNIE I	26	303		

WHITE ROCK MINI-MARATHON
DECEMBER 2, 1978

OFFICIAL RESULTS

CLASS POS	NAME	AGE	OVER-ALL	AVE TIME	FINISH TIME	CLASS POS	NAME	AGE	OVER-ALL	AVE TIME	FINISH TIME
MALE 22 - 27 - CONTINUED											
87	ESSERMAN, SANDER L	27	410	7.44	.38.50	124	STONE, GREGORY O	25	623	8.20	.41.54
88	SHOFF, THOMAS C	27	411	7.44	.38.50	125	HAINES, HOWARD HARTMAN	22	648	8.23	.42.09
89	PARDOE, RANDY	23	419	7.45	.38.56	126	CLAY, WADE H	23	666	8.27	.42.28
90	HILDRETH, STEVE	25	420	7.45	.38.57	127	CLEMENTS, PAUL	26	674	8.28	.42.33
91	HARRISON, ROBERT P	27	424	7.46	.39.00	128	ALEXANDER, KEN R	26	677	8.29	.42.35
92	HERSHBERGER, STEVEN L	27	425	7.47	.39.01	129	BELLINGER, MARK	22	681	8.29	.42.38
93	WILLIAMS, LOUIS E	22	440	7.47	.39.09	130	BELL, SCOTT S	27	700	8.32	.42.55
94	REEDER, ROBERT E	26	446	7.48	.39.13	131	EKQUIST, VANCE R	24	728	8.39	.43.28
95	WILLIAMS, CODY L	26	453	7.49	.39.19	132	STONE, WILLIAM F.	26	784	8.50	.44.22
96	PORTER, DARYL A	27	457	7.50	.39.22	133	RAGLAND, THOM R	23	808	8.56	.44.52
97	SCHLUR, MARK A	25	462	7.51	.39.25	134	FOSTER, ROGER D	26	813	8.56	.44.57
98	JONES, DAVID B	26	480	7.55	.39.47	135	GOLDSTEIN, ROBERT H	27	817	8.57	.44.57
99	JONES, LEONARD	22	482	7.56	.39.50	136	MARTIN, TIMOTHY W	27	832	9.00	.45.13
100	CHALKER, STEVE R	23	484	7.56	.39.51	137	MILLEN, DANA R	25	838	9.00	.45.13
101	STONE, BRADLEY	23	500	7.58	.40.02	138	LODwick, TIM L	22	884	9.10	.46.04
102	BOBBITT, CHARLES P III	23	501	7.58	.40.04	139	JONES, RICHARD P	22	887	9.11	.46.06
103	GREGORY, GARY D	27	512	8.00	.40.10	140	DAWSON, JOHN K	22	893	9.11	.46.10
104	CROTTY, ROBERT B	23	504	8.00	.40.12	141	KATTEN, STEVE E	25	910	9.15	.46.28
105	DIGENARD, FRANK L	22	517	8.00	.40.12	142	YORK, DAVID C	22	933	9.20	.46.55
106	GOLDER, BILL E	24	521	8.00	.40.14	143	CHANNELL, CARROLL D	27	950	9.23	.47.11
107	TINDELL, RICKY J	22	525	8.02	.40.20	144	COX, THOMAS L	27	962	9.26	.47.24
108	MOORE, DAVID M	22	537	8.03	.40.28	145	HADEN, KELLY T	22	968	9.27	.47.31
109	BOLIN, JEFF L	22	538	8.04	.40.30	146	HUFFINES, JAMES	27	979	9.29	.47.40
110	WILSON, ROBERT C	27	545	8.05	.40.33	147	BALLINGER, RICHARD H	24	988	9.31	.47.47
111	MANOUSHAGEN, RALPH PL	27	552	8.07	.40.49	148	DUCKWORTH, CHARLES A	27	1033	9.41	.48.38
112	HILL, BUTCH S	27	551	8.07	.40.49	149	JONES, MICHAEL G	27	1053	9.46	.49.05
113	RAY, DOUGLAS D	25	569	8.10	.41.03	150	MENDELSON, ROGER H	27	1070	9.50	.49.23
114	SEEBERGER, MARK H	22	574	8.11	.41.06	151	SIMS, JOHN E	26	1088	9.54	.49.45
115	LANG, LARRY	26	575	8.11	.41.06	152	LEFKO, MARK A	26	1095	9.54	.49.45
116	PRIMEAUX, ROBERT F	25	579	8.11	.41.09	153	PAGANI, JOHN G	27	1102	10.10	.50.16
117	GRIFFITH, SCOTT E	25	595	8.14	.41.24	154	LABOONE, FRANK C	26	1106	10.17	.51.07
118	ZIMMERMAN, CARL D	27	603	8.16	.41.32	155	TEGELER, PHIL M	27	1111	10.29	.52.40
119	SEIFERT, KENNETH P	27	604	8.16	.41.33	156	MIXSON, MARK D	23	1112	10.29	.52.41
120	COOPER, ROBERT L	23	605	8.16	.41.34	157	KLOUS, ROBERT W	26	1131	10.53	.54.40
121	PANFELL, BRUCE	23	610	8.16	.41.34	158	HESTER, JOHN B	25	1193	11.28	.57.34
122	WHITMAN, HARRY	26	610	8.17	.41.39	159	STEGNER, LESLIE S	22	1214	11.47	.59.14
123	SKINNER, RICHARD H II	26	618	8.20	.41.52						

MALE 28 - 33

1	BEDNARSKI, JOHN	29	3	4.58	.25.00	79	CRAIG, WALLACE H	29	313	7.24	.37.13
2	RATZA, CLIFFORD L	30	5	5.11	.26.06	80	HEADWDS, MICHAEL J	32	317	7.25	.37.16
3	ADUDDALL, LARRY	33	8	5.24	.27.11	81	DOHERTY, DENNIS C	31	324	7.26	.37.22
4	HOGAN, JAMES L	30	13	5.30	.27.17	82	ANDERSON, FRANK W	32	325	7.26	.37.23
5	HORN, VERNON P	30	20	5.33	.27.24	83	ELLIOTT, CHARLES H	32	326	7.27	.37.24
6	ROBERTSON, JOHN	31	21	5.37	.28.13	84	RAMOS, MANUEL R	31	329	7.27	.37.28
7	SHOFF, STEVE	31	26	5.39	.28.23	85	SCHRIEVER, DAN	28	331	7.28	.37.29
8	GASTERLING, TOM L	31	26	5.50	.29.17	86	BRACCHI, ROGER L	28	332	7.28	.37.31
9	HENRICH, WILLIAM L	32	33	5.56	.29.50	87	WESTERMAN, LEWIS F	28	333	7.28	.37.33
10	HARTER, LANCE L	34	34	5.57	.29.53	88	SANCHEZ, ORLANDO R	33	336	7.29	.37.35
11	MYERS, JOHN A	30	39	5.59	.30.05	89	COURT, LEONARD	31	340	7.30	.37.42
12	JOHNSON, RICK L	28	46	6.03	.30.15	90	TABER, JAMES E	30	341	7.30	.37.43
13	BRYANT, CORBET F	32	50	6.09	.30.53	92	KIBBEY, RICHARD G	33	342	7.30	.37.43
14	HUFFMAN, MICHAEL L	32	63	6.17	.31.33	93	CONDRY, JIM G	30	344	7.31	.37.44
15	RYAN, PATRICK M	33	73	6.21	.31.54	94	FINLEY, DEE S	33	347	7.32	.37.46
16	BUSH, DONALD D	32	80	6.24	.32.10	95	MCCONNELL, ED	33	354	7.32	.37.50
17	LEHIEUX, JOCELYN J	33	81	6.24	.32.11	96	STUTSMAN, WILLIAM D	29	357	7.32	.37.52
18	WEST, ELLIOTT	33	87	6.24	.32.12	97	CLEARMAN, LARRY VL	29	360	7.33	.37.57
19	OBERKIRCHER, FRED	33	92	6.31	.32.44	98	ROHLAND, PATRICK D.	31	362	7.34	.38.02
20	GRANTHAM, BILL	28	97	6.31	.32.44	99	SEALEY, BOB	30	363	7.34	.38.04
21	HARFORD, WILLIAM V	34	93	6.31	.32.46	100	BRUCE, PHIL	31	365	7.35	.38.07
22	WICHMAN, MARC A	31	95	6.32	.32.52	101	DAVIS, DAVID G	28	370	7.36	.38.13
23	WOLTZ, THOMAS C	31	104	6.36	.33.09	102	MILLER, DAYLON J	28	379	7.39	.38.26
24	PARKER, GARY M	32	107	6.36	.33.10	103	WALDRON, MIKE J	31	387	7.40	.38.33
25	FLUSCHKE, HAROLD W	33	109	6.37	.33.13	104	KAWALIG, JIM W	32	388	7.40	.38.34
26	WILSON, DON H	32	115	6.38	.33.22	105	HEINEMEIER, STUART	32	393	7.41	.38.37
27	BOHREN, ANDRE	33	117	6.39	.33.24	106	ELLIS, JERRY R	28	400	7.42	.38.43
28	MONTGOMERY, RICHARD M	28	125	6.41	.33.36	107	LEWIS, PHIL J	30	401	7.42	.38.43
29	RUBENSTEIN, GREG C	32	128	6.41	.33.38	108	CRAIGO, ROBERT J	29	409	7.43	.38.47
30	SOHERS, JAY	32	130	6.41	.33.38	109	BENEFIELD, CHUCK	28	413	7.44	.38.52
31	SULLIVAN, CHRIS T	32	135	6.45	.33.56	110	GREGORY, MICHAEL H	30	416	7.44	.38.53
32	FOSTER, ROSS T	29	142	6.48	.34.11	111	WYATT, DICK	33	417	7.45	.38.55
33	KERNER, MATTHEW S	29	148	6.49	.34.18	112	THOMSON, GEORGE R JR	33	426	7.46	.39.01
34	TOOMBS, JERRY T	28	149	6.50	.34.19	113	BAMSEY, KEITH A	33	427	7.46	.39.02
35	MOTE, DARREL	29	156	6.52	.34.29	114	STRATTON, ROBERT G.	33	434	7.47	.39.05
36	SAUCEDO, DAVID H	30	157	6.52	.34.30	115	LOONEY, TERRY J	29	437	7.47	.39.07
37	CULLUM, THOMAS H	28	159	6.52	.34.31	116	DAY, KENNETH N	31	442	7.48	.39.10
38	GARRETT, THOMAS H	28	160	6.52	.34.31	117	ALLEN, RODNEY C	28	444	7.48	.39.11
39	SHUGART, LARRY W	30	162	6.52	.34.32	118	CRUMBO, DONALD S	32	455	7.50	.39.20
40	HERNANDEZ, ALECK JR	32	166	6.54	.34.39	119	GREEN, WILLIAM E	32	451	7.51	.39.25
41	WILLIAMS, MICHAEL G	32	174	6.56	.34.49	120	HILL, STEVEN E	28	461	7.51	.39.25
42	SINGLETON, CHARLES M	28	175	6.57	.34.56	121	BALDOCK, KENNETH S	30	476	7.55	.39.45
43	NELSON, WILLIAM B	28	179	6.57	.34.56	122	BOEDEKER, CHARLES M	31	481	7.55	.39.47
44	WYATT, STEVE	29	184	6.59	.35.07	123	MEREDITH, ALLEN K	29	485	7.56	.39.51
45	VAN PEER, FRED H	32	186	7.00	.35.09	124	BOYO, JAMES S	28	490	7.57	.39.55
46	ROBERTS, CARL E	31	188	7.00	.35.13	125	NELSON, GARY E	30	495	7.57	.39.58
47	COTATES, GEOFFREY S	31	190	7.01	.35.16	126	STERLING, MICHAEL R	28	499	7.58	.40.01
48	WINSLOW, DENNIS K	31	197	7.02	.35.22	127	PETERSON, JAMES K	33	509	7.58	.40.04
49	STEVENS, VICTOR S	31	200	7.03	.35.27	128	BOONE, GARY S	33	516	8.00	.40.12
50	PICCOLA, JOE P	28	203	7.04	.35.30	129	BOREN, JAMES A	32	527	8.02	.40.21
51	AMBLER, MICHAEL S	31	211	7.05	.35.38	130	NICHOLSON, GARY A	30	529	8.02	.40.22
52	DORSETT, KENNY	33	215	7.06	.35.43	131	LOCKWOOD, GARY D	32	530	8.02	.40.22
53	KOSEC, ROBERT C	31	221	7.08	.35.53	132	WHITAKER, JOHN M	30	535	8.03	.40.26
54	CHAVIRA, ADAN JR	33	225	7.09	.35.54	133	MARTIN, JERRY R	32	544	8.05	.40.37
55	KANIA, ROBERT H	29	229	7.12	.36.09	134	SMITH, GREGORY A	28	548	8.06	.40.41
56	GRAVES, JAMES H	29	239	7.12	.36.09	135	ROHLOFF, RICHARD E	28	549	8.07	.40.46
57	BRASEL, LARRY D	28	240	7.12	.36.12	136	DEER, RONALD R	31	550	8.07	.40.48
58	LUCY, DOUGLAS S	32	242	7.12	.36.14	137	FINOR, MIKE A	32	555	8.08	.40.51
59	WIGGINS, GENE D.	32	245	7.13	.36.17	138	DANIELSON, ROBERT L	31	563	8.09	.40.56
60	SANDGARTEN, ALAN G	30</									

WHITE ROCK MINI-MARATHON
DECEMBER 2, 1978

					OFFICIAL RESULTS						
CLASS NAME POS	AGE	OVER- ALL	AVE TIME	FINISH TIME	CLASS NAME POS	AGE	OVER- ALL	AVE TIME	FINISH TIME		
MALE 28 - 33 - CONTINUED											
157	JONHSTON, STEVE G	31	664	8:27	42:27	198	MCALLISTER, BILL	28	922	9:17	46:39
158	CAVIN, ALAN D	31	667	8:27	42:29	199	POWERS, JOE H	32	926	9:19	46:47
159	FELTS, JERRY K	33	678	8:28	42:35	200	HIP, JOHN H	33	929	9:19	46:50
160	HELLENDER, MARK L	33	679	8:29	42:36	201	WALTERS, TED W	33	930	9:19	46:51
161	BREGMAN, RICHARD M	29	684	8:30	42:42	202	WHITE, JERRY L	31	931	9:20	46:53
162	MCTAGUE, JEFF C	29	701	8:33	42:56	203	CARLSON, JAMES K	30	940	9:22	47:02
163	COZMAN, JOE	26	702	8:33	42:58	204	YOUNG, SCOTT	32	941	9:22	47:03
164	CONNALLY, JEFF M	31	706	8:34	43:03	205	BROWN, JAY	28	945	9:23	47:07
165	HOPP, CHARLES A	28	707	8:35	43:06	206	ROBERTSON, RON	32	946	9:23	47:07
166	SHAPPELL, GARY	33	718	8:37	43:17	207	DOOLEY, GARY W	31	948	9:23	47:09
167	LEAHY, JAMES L	28	723	8:38	43:23	208	SMITH, LEE A	29	952	9:24	47:12
168	MAYNARD, DAN R	33	727	8:39	43:27	209	WITT, DAN S	29	974	9:28	47:35
169	TALBOT, BILL	33	730	8:39	43:30	210	SAIDEL, DAVID P	30	982	9:30	47:45
170	BURVEE, WILLIAM H	33	733	8:40	43:33	211	SLICK, STEVEN G	30	991	9:31	47:50
171	SHENKUS, STEVEN F	32	734	8:40	43:35	212	RAIFORD, DONALD E	28	1008	9:36	48:14
172	SHUMAKE, LARRY W	31	738	8:41	43:40	213	HIGHFILL, HAROLD W	32	1020	9:39	48:29
173	BALLARD, GARY T	31	743	8:42	43:43	214	SMOOT, DAVID E	29	1024	9:39	48:30
174	PEEBLES, DON S	31	744	8:42	43:43	215	MARKERT, RONALD J	33	1035	9:41	48:39
175	HINTERGARDT, HADLEY L	30	748	8:42	43:45	216	COCHRAN, DERRY	30	1039	9:44	48:52
176	DELAMBRE, JOHN B	30	751	8:43	43:48	217	HUGHES, JOHN F	32	1044	9:45	48:58
177	ALLEN, FRANK D	29	752	8:43	43:49	218	LEFON, CARTER C	31	1052	9:46	49:04
178	FOLK, JOHN C	29	756	8:43	43:51	219	CANDERY, LINDSEY	32	1058	9:47	49:09
179	CRAIG, ROGER C	32	776	8:48	44:15	220	CONRAD, GARY	32	1059	9:48	49:12
180	OSBORNE, BRUCE W	31	801	8:55	44:47	221	EMPEY, RICHARD D	29	1082	9:53	49:41
181	CARTER, HAROLD V	32	805	8:55	44:49	222	CASEY, DAVID R	33	1098	10:02	50:27
182	HUBBARD, MICHAEL E	31	806	8:55	44:50	223	VAN BRUNT, VINCENT	33	1108	10:19	51:49
183	TENPENNY, JAMES C	28	807	8:56	44:52	224	BLOSSER, GARRY R	28	1109	10:21	52:01
184	DEFFE, BILL	33	812	8:56	44:53	225	GRISWOLD, JOHN M	30	1121	10:37	53:21
185	STRAUS, STEVEN M	33	820	8:57	44:54	226	BURKSTEN, JOHN A MD	28	1124	10:45	53:58
186	BRIDEN, BILL D	31	827	8:58	45:05	227	HIMSHEN, JAMES H	29	1126	10:52	54:35
187	PERDSON, DAVID E	32	839	9:00	45:15	228	BOGLE, JACK E	31	1126	10:52	54:35
188	ODEN, JOHN E	32	857	9:04	45:35	229	VAUGHAN, MALCOLM E	32	1127	10:52	54:36
189	WARNSTAFF, CLARENCE D	33	863	9:05	45:39	230	MCKETHAN, WAYNE W	29	1149	11:01	55:19
190	CLIFFORD, ERIC S	33	870	9:07	45:47	231	PRICE, H JACK	33	1158	11:07	55:51
191	STIGALL, LARRY E	31	872	9:08	45:51	232	BENNETT, ROBERT L	33	1163	11:10	56:07
192	GENSLER, ALAN W	30	873	9:08	45:52	233	MARTIN, RANDALL A	30	1182	11:19	56:22
193	BEATY, DENNIS M	32	879	9:09	45:58	234	KASPARIAN, GLENN D	30	1188	11:32	57:56
194	DONAHUE, MICHAEL R	30	915	9:15	46:31	235	CLARK, DAVID	32	1199	11:32	57:58
195	WHITE, DAVID G	29	918	9:16	46:35	236	GALVAN, JOSE ANTONIO	29	1234	12:32	1:03:00
196	MARTINEZ, CHARLES	32	919	9:16	46:36	237	HOWELL, PETER	32	1244	12:52	1:04:36
197	GILCHRIST, NORMAN B	33	920	9:17	46:38						
MALE 34 - 39											
1	JONES, WAYNE C	36	23	5:46	28:57	77	CAUDLE, FRANK L	35	506	7:59	40:05
2	ADAMS, JOSEPH J	38	31	5:54	29:40	78	ORLIE, MIKE	38	507	7:59	40:05
3	NEEB, LOUIS P	39	36	5:57	29:56	79	TOMSON, FRANK D	39	515	8:00	40:12
4	KIRSCHENMANN, KENNETH D	36	54	6:11	31:04	80	FOERSTER, ROLAND	37	518	8:00	40:13
5	SNAPP, J WAYNE	38	59	6:12	31:12	81	BECK, JAMES M	38	523	8:01	40:17
6	MORELAND, DAN G	34	61	6:15	31:26	82	LIBBY, LARRY L	39	524	8:01	40:17
7	LIGHTSTONE, WILLIAM H	34	74	6:22	31:59	83	DELAMAR, NORMAN R	35	527	8:02	40:23
8	GOTTSCHALK, GARY L	39	75	6:22	32:01	84	POLSON, WILLIAM J	35	533	8:02	40:34
9	HADLEY, THOMAS J	38	76	6:23	32:05	85	NEAL, JOSEPH FH	36	539	8:04	40:30
10	SHIRLEY, BILL A	35	78	6:23	32:05	86	CROW, STEVEN	36	541	8:04	40:32
11	SHEDTKE, LES	36	88	6:29	32:35	87	SHAW, VIC	37	559	8:08	40:54
12	RAEHN, HANK J	36	96	6:33	32:53	88	CLARKE, ROBERT C	38	560	8:08	40:54
13	ANGELL, D MICHAEL	35	100	6:35	33:06	89	MEISER, JOHN	37	578	8:10	41:04
14	WOOD, BOBBY L	39	103	6:36	33:09	90	CLARK, BILL	35	578	8:11	41:09
15	EVEREST, FRANK	34	106	6:36	33:10	91	FLOHR, DANIEL G	36	580	8:12	41:10
16	DAVIS, LEON A	39	110	6:37	33:15	92	ABEL, JOHN C	34	589	8:13	41:19
17	KELLIN, KENNETH J	39	111	6:38	33:19	93	SQUITB, WILLIAM A	38	593	8:14	41:21
18	RYDER, HOLIE A	36	137	6:46	34:00	94	CROSTHWAITE, TREY	36	599	8:16	41:30
19	FUNK, FRANK W JR	34	145	6:49	34:15	95	LONDON, JOE C	34	616	8:19	41:48
20	WHITE, CHARLIE B	35	153	6:51	34:24	96	HUNDT, DAVID J	35	624	8:21	41:55
21	WINGERT, STEPHEN E	37	164	6:53	34:34	97	GREEN, BARRY	35	631	8:21	41:58
22	CHESHIRE, ASHLEY P	37	171	6:54	34:43	98	CROSSMAN, STANLEY L	36	643	8:22	42:05
23	JONES, REX	35	178	6:57	34:51	99	GREENFIELD, JAMES N	37	651	8:24	42:23
24	FOLSON, CRAIG C	37	189	7:01	35:15	100	PURDY, EDWARD G	37	661	8:26	42:25
25	SPENCE, DAVID L	37	189	7:01	35:15	101	JARBOE, BEN R	35	668	8:27	42:29
26	CORNER, BRUCE E	36	195	7:02	35:20	102	TAPIA, CARL	36	669	8:27	42:30
27	O'CONNOR, ROBERT W	34	208	7:05	35:36	103	DUGGER, KENYON I JR	34	673	8:28	42:33
28	BARNARD, RICHARD B	34	210	7:05	35:37	104	LARSON, HOWARD N	37	682	8:29	42:40
29	FREID, GERALD A	37	218	7:07	35:46	105	PHILLIPS, STEPHEN H	37	691	8:31	42:48
30	WILSON, MAXIE H	39	220	7:08	35:50	106	MCKINNEY, CLYDE J	38	692	8:31	42:49
31	HAUPERT, THOMAS J	37	225	7:10	36:00	107	KRYSTYK, DAVID C	38	696	8:32	42:51
32	BARRY, THOMAS E	37	234	7:11	36:05	108	RODGERS, STEVE B	37	698	8:32	42:52
33	HOUSE, ED A	34	234	7:11	36:05	109	BOYACK, ALLAN	35	716	8:36	43:11
34	BROWN, IAN W	39	236	7:11	36:06	110	WAGHORNE, RICHARD C	37	731	8:40	43:31
35	LUDWICK, HARVEY L	37	248	7:14	36:19	111	FISHER, BURT D	37	741	8:42	43:42
36	RAYNIVICA, ROD N	36	263	7:17	36:35	112	THURMOND, MAURICE	39	747	8:42	43:45
37	HENNING, JOHN T	34	279	7:19	36:45	113	BURNETT, DAVID B	36	758	8:45	43:56
38	ROSE, RICHARD D	34	288	7:20	36:50	114	BURNFIELD, LYLE E	36	768	8:46	44:05
39	STEVENS, ART G	32	290	7:20	36:50	115	DAWSON, WILLIAM D	35	769	8:47	44:06
40	FLYNN, EDWARD C	35	297	7:22	37:00	116	PIENA, MICHAEL D	37	765	8:48	44:13
41	HOLDER, LEHMAN	36	302	7:22	37:02	117	LEOPARD, DAVID G	38	777	8:49	44:16
42	HILL, THOMAS R	34	304	7:22	37:03	118	LUTZ, DON A	38	782	8:50	44:21
43	BRYANT, WAYNE	36	318	7:25	37:17	119	DEUTSCHER, E F	36	790	8:52	44:32
44	BOWN, KEN W	38	328	7:27	37:28	120	BROWN, BEN	35	796	8:54	44:43
45	SHEWRY, CHUCK	34	348	7:31	37:46	121	SEAGRAVES, CHARLES III	37	799	8:55	44:46
46	ELLIS, ROGER	35	358	7:32	37:52	122	HICKMAN, DAVID B	37	802	8:55	44:47
47	FATH, CHUCK	35	366	7:35	38:08	123	LAIR, PETER D	36	803	8:55	44:48
48	MILLER, DODD J	37	369	7:36	38:09	124	ANGUIANO, MARSHALL JR	35	818	8:57	44:58
49	VAN WINKLE, RIP	37	371	7:36	38:11	125	BYRD, WAYNE T	39	825	8:58	45:04
50	HOBSON, LARRY H	36	371	7:36	38:14	126	CECIL, DONALD F	38	830	8:58	45:05
51	BOND, WILLIAM M	39	375	7:38	38:21	127	BILLINGSLEY, MENTZ G	36	831	8:59	45:06
52	DONOVAN, BILL J	34	376	7:38	38:22	128	JONES, HARRY M	37	833	8:59	45:07
53	THOMPSON, TIGNOR M	38	385	7:40	38:31	129	HALEY, TOM P	36	836	9:00	45:12
54	DRPPEY, GARY W	36	396	7:41	38:28	130	SABA, JOHN D	36	858	9:05	45:36
55	GIBSON, FORD S	39	406	7:43	38:46	131	BERG, JOSEPH O	38	868	9:06	45:58
56	LEONARD, JOHN S	34	407	7:43	38:47	132	ALLEN, JOHN N	39	879		

WHITE ROCK MINI-MARATHON
DECEMBER 2, 1978

OFFICIAL RESULTS

CLASS NAME POS	AGE	OVER- ALL	AVE TIME	FINISH TIME	CLASS NAME POS	AGE	OVER- ALL	AVE TIME	FINISH TIME
MALE 34 - 39 - CONTINUED									
153	35	1060	9.48	.49.14	157	39	1119	10.34	.53.07
154	36	1065	9.49	.49.18	158	35	1122	10.38	.53.25
155	36	1078	9.52	.49.36	159	34	1170	11.13	.56.21
156	35	1105	10.17	.51.39					

MALE 40 - 45

1	44	16	5.34	.28.01	48	40	546	8.05	.40.39
2	45	18	5.36	.28.09	49	41	547	8.06	.40.40
3	41	22	5.45	.28.55	50	41	572	8.11	.41.05
4	44	24	5.48	.29.10	51	42	577	8.11	.41.08
5	40	37	5.59	.30.03	52	44	587	8.13	.41.18
6	40	71	6.20	.31.49	53	42	594	8.14	.41.23
7	41	101	6.26	.31.49	54	43	596	8.15	.41.26
8	40	123	6.40	.33.29	55	40	601	8.16	.41.31
9	41	147	6.49	.34.18	56	44	606	8.17	.41.36
10	41	155	6.51	.34.25	57	40	607	8.17	.41.37
11	42	172	6.55	.34.44	58	43	609	8.17	.41.38
12	43	176	6.57	.34.54	59	41	614	8.19	.41.46
13	41	181	6.58	.34.59	60	43	625	8.21	.41.55
14	45	183	6.58	.35.03	61	40	637	8.21	.42.00
15	45	191	7.01	.35.37	62	41	653	8.24	.42.14
16	41	199	7.03	.35.27	63	42	663	8.27	.42.26
17	42	207	7.05	.35.35	64	45	665	8.27	.42.28
18	43	219	7.07	.35.47	65	42	686	8.30	.42.44
19	41	261	7.16	.36.33	66	43	697	8.32	.42.51
20	41	264	7.17	.36.36	67	42	699	8.32	.42.54
21	40	270	7.18	.36.40	68	45	765	8.46	.44.02
22	40	274	7.18	.36.41	69	41	766	8.46	.44.05
23	44	274	7.18	.36.41	70	40	767	8.46	.44.04
24	40	291	7.20	.36.53	71	40	778	8.49	.44.18
25	41	295	7.21	.36.56	72	40	793	8.53	.44.38
26	40	298	7.22	.36.59	73	42	795	8.54	.44.42
27	43	320	7.26	.37.19	74	40	829	8.58	.45.05
28	40	323	7.26	.37.20	75	43	854	9.04	.45.23
29	42	323	7.26	.37.20	76	41	874	9.08	.45.33
30	45	325	7.29	.37.45	77	41	886	9.11	.46.04
31	40	345	7.31	.37.45	78	40	936	9.21	.46.59
32	40	346	7.31	.37.45	79	42	938	9.21	.47.00
33	44	356	7.32	.37.51	80	40	967	9.27	.47.30
34	42	368	7.36	.38.10	81	42	972	9.28	.47.34
35	41	380	7.39	.38.27	82	45	983	9.30	.47.47
36	43	394	7.41	.38.37	83	40	1019	9.39	.48.27
37	43	404	7.43	.38.34	84	43	1028	9.40	.48.34
38	40	422	7.45	.38.59	85	43	1067	9.49	.49.20
39	42	432	7.46	.39.03	86	43	1069	9.49	.49.21
40	41	438	7.47	.39.09	87	41	1071	9.50	.49.26
41	44	447	7.48	.39.14	88	43	1089	9.54	.49.46
42	41	451	7.49	.39.17	89	40	1091	9.55	.49.50
43	40	459	7.50	.39.22	90	42	1099	10.04	.50.34
44	40	460	7.50	.39.23	91	44	1104	10.13	.51.18
45	40	477	7.55	.39.45	92	44	1188	11.24	.57.18
46	40	489	7.57	.39.55	93	45	1217	11.52	.59.39
47	43	503	7.58	.40.03	94	42	1254	16.35	1.23.18

MALE 46 - 51

1	48	64	6.17	.31.33	31	46	740	8.42	.43.41
2	48	65	6.26	.32.22	32	49	787	8.51	.44.30
3	51	173	6.55	.34.26	33	51	811	8.56	.44.53
4	51	231	7.10	.36.02	34	51	814	8.56	.44.54
5	46	257	7.15	.36.28	35	48	828	8.58	.45.05
6	49	350	7.31	.37.47	36	46	841	9.01	.45.16
7	48	372	7.37	.38.15	37	48	853	9.03	.45.29
8	48	382	7.39	.38.29	38	46	856	9.04	.45.34
9	51	395	7.41	.38.37	39	46	869	9.07	.45.46
10	48	429	7.46	.39.02	40	51	875	9.08	.45.54
11	47	431	7.46	.39.03	41	50	895	9.12	.46.12
12	50	463	7.51	.39.27	42	47	904	9.13	.46.20
13	49	464	7.51	.39.29	43	48	984	9.30	.47.46
14	48	468	7.52	.39.34	44	49	990	9.31	.47.48
15	46	526	8.02	.40.21	45	46	998	9.32	.47.56
16	46	531	8.02	.40.23	46	50	999	9.33	.47.58
17	49	553	8.07	.40.49	47	50	1010	9.37	.48.17
18	50	564	8.09	.40.56	48	51	1011	9.37	.48.17
19	46	568	8.10	.41.52	49	46	1017	9.38	.48.23
20	48	617	8.20	.41.51	50	49	1021	9.39	.48.29
21	49	627	8.21	.41.96	51	51	1072	9.51	.49.27
22	46	630	8.21	.41.57	52	50	1101	10.09	.51.00
23	50	642	8.22	.42.04	53	48	1103	10.12	.51.17
24	50	670	8.28	.42.31	54	46	1114	10.30	.52.43
25	46	671	8.28	.42.32	55	47	1117	10.32	.52.56
26	46	680	8.29	.42.37	56	46	1125	10.36	.52.56
27	49	694	8.31	.42.50	57	47	1162	11.10	.56.06
28	50	703	8.33	.42.58	58	50	1175	11.16	.56.35
29	47	714	8.36	.43.12	59	47	1194	11.28	.57.35
30	51	721	8.38	.43.22	60	47	1255	16.55	1.25.00

MALE 52 - 57

1	53	294	7.21	.36.56	9	55	899	9.12	.46.15
2	57	364	7.34	.38.04	10	55	914	9.15	.46.30
3	52	377	7.38	.38.23	11	57	1064	9.49	.49.17
4	55	558	8.08	.40.53	12	55	1110	10.25	.52.20
5	52	711	8.35	.43.08	13	53	1178	11.18	.56.45
6	54	736	8.41	.43.38	14	56	1219	11.56	.59.56
7	52	816	8.57	.46.08	15	54	1221	12.00	1.00.16
8	52	891	9.11	.46.08					

MALE 58 - 63

1	58	273	7.18	.36.41	5	58	1049	9.45	.49.01
2	63	565	8.09	.40.57	6	59	1120	10.35	.53.10
3	59	656	8.25	.42.17	7	58	1184	11.22	.57.46
4	60	969	9.28	.47.32	8	59	1245	13.08	1.06.00

MALE 64 +

1	65	487	7.56	.39.52	4	68	980	9.29	.47.41
2	64	622	8.20	.41.54	5	66	1079	9.53	.49.37
3	69	861	9.05	.45.38	6	71	1161	11.09	.56.03

WHITE ROCK MINI-MARATHON
DECEMBER 2, 1978

OFFICIAL RESULTS

CLASS POS	CLASS NAME	AGE	OVER-ALL	AVE TIME	FINISH TIME	CLASS POS	CLASS NAME	AGE	OVER-ALL	AVE TIME	FINISH TIME
FEMALE 0 - 19											
1	TOLLE, CINDY J	13	53	6.10	31.00	19	GIBSON, ELIZABETH M	16	855	9.04	45.34
2	NEEDEN, DENISE A	17	124	6.49	33.32	20	ROGERS, RYAN	12	960	9.26	47.22
3	ESTOPINAL, CELESTE ANN	17	129	6.49	34.18	21	COFFEY, LINDA DIANNE	12	973	9.28	47.35
4	ANDREWS, SHERRI L	16	150	6.50	34.20	22	BASS, LAURA E	12	1009	9.36	48.25
5	WHITE, CYNTHIA	18	168	6.54	34.40	23	CIERI, ZINA	18	1015	9.37	48.21
6	WILEY, ROBYN	17	169	6.54	34.41	24	STOKLEY, CHARISSE A	17	1027	9.40	48.34
7	TISSING, JENNIFER J	18	170	6.54	34.42	25	SOUTH, ANNE L	11	1042	9.44	48.55
8	BASS, AMRY VICTORIA	19	243	7.12	36.13	26	DARTER, BEVERLY SUE	18	1054	9.46	49.06
9	MARTINEZ, ELISA H	18	260	7.16	36.31	27	BAKER, LINDA C	15	1133	10.54	54.47
10	ROBERTS, DONNA F	18	314	7.25	37.4	28	CARDRA, JEANETTE	17	1137	10.56	54.57
11	JOHNSON, MERRIN D	19	378	7.39	38.25	29	BAMSEY, SHERRI L	12	1187	11.34	58.05
12	TOOPS, CHERYL L	19	514	8.00	40.12	30	BOYKIN, LYNETTE J	18	1207	11.38	58.25
13	HANCOCK, CAROL L	18	645	8.23	42.07	31	SWARTZ, DEBBIE J	15	1225	12.06	1.00.49
14	CLOWE, CINDY	17	655	8.25	42.16	32	UNGERMAN, DANA	15	1231	12.29	1.02.42
15	DOAN, DANA C	17	688	8.31	42.46	33	PORTER, KATIE	07	1236	12.40	1.03.38
16	PAWEL, CHARLOTTE R	13	746	8.42	43.45	34	JOHNSON, LAURA E	19	1251	13.58	1.10.09
17	TAYLOR, FAITH	15	797	8.54	44.44	35	ISHAH, KATHRYN L	07	1256	17.55	1.30.00
18			824	8.58	45.04	36					
FEMALE 20 - 29											
1	URISH, CAROL L	27	45	6.02	30.21	94	MITCHELL, VICKY M	27	859	9.05	45.37
2	CUNNINGHAM, DEBBIE A	23	62	6.07	31.33	95	ALBERT, DEBRAH G	27	862	9.05	45.39
3	TAYLOR, JOY H	23	79	6.24	32.10	96	MCDERMID, CAROL M	27	864	9.05	45.40
4	PARTIN, JUDY L	22	84	6.26	32.22	97	SHELLER, DEBORAH J	23	865	9.06	45.42
5	DEMOSS, PENNY	28	126	6.41	33.37	98	MARTIN, LIZ ANN	23	866	9.06	45.42
6	BRACCHI, LORI	26	133	6.44	33.49	99	GONZALEZ, BLANCA E	23	867	9.06	45.43
7	CAPEN, KAREN S	21	136	6.46	34.00	100	FROST, JERI C	27	877	9.09	45.57
8	WRIGHT, LIVIA F	22	140	6.48	34.10	101	GOODRUM, CAROL R	24	878	9.09	45.58
9	PIPENUR, LAURIE S	25	163	6.52	35.33	102	SMITH, SHARON G	24	883	9.10	46.04
10	VEATCH, REBECCA E	25	206	7.09	37.49	103	MENDRA, AUDRA L	27	890	9.11	46.08
11	CONNELLY, JANETTE K	22	214	7.06	35.43	104	CABLER, LISA M	20	892	9.11	46.09
12	CACAVOZ, PAULINE	27	229	7.10	36.01	105	LEMMOND, JANET A	27	894	9.12	46.12
13	KIRKPATRICK, L KAREN	29	233	7.11	36.05	106	DENT, PALAMA S	27	898	9.12	46.15
14	SWICK, JAIMIE E	23	269	7.18	36.40	107	SMITH, ZOILA C	28	900	9.13	46.17
15	LEWIS, LINDA	28	287	7.20	36.50	108	MEREDITH, KIM N.	22	907	9.14	46.26
16	ROGERS, JAN M	25	289	7.20	36.53	109	ALLEN, MOLLY L	26	908	9.15	46.28
17	CHILTON, CYNTHIA E	24	292	7.21	36.49	110	HEBET, KAREN E	28	909	9.15	46.28
18	BERGLES, DEBBIE	27	300	7.22	37.01	111	ERNER, CYNTHIA N	28	911	9.15	46.29
19	MATHEWY, ELLIE M	27	301	7.22	37.02	112	GRAVIS, PATTY A	23	917	9.16	46.34
20	TRAVIS, JODELL B	27	309	7.23	37.07	113	SCOTT, FRANCES A	26	921	9.17	46.39
21	HOLT, ELYSIA A	26	351	7.31	37.49	114	DEDMAN, PATTY B	23	927	9.19	46.48
22	GIRON, GLORIA L	27	355	7.32	37.51	115	WATERS, PAM D	27	934	9.20	46.56
23	BING, REBECCA	21	359	7.32	37.53	116	RAVAGEAU, BELINDA R	25	951	9.24	47.12
24	MONTGOMERY, LARK E	28	381	7.39	38.28	117	GRIFFIN, KAREN F	21	953	9.24	47.13
25	WALDA, CHERIE A	28	382	7.42	38.40	118	HAYNES, CATHE L	28	954	9.25	47.13
26	HOWARD, SHERI K	24	397	7.42	38.40	119	ADELSTEIN, LINDA	29	956	9.25	47.21
27	GASSER, TOBIE H	27	403	7.43	38.45	120	KOLM, SILVER A	25	958	9.25	47.21
28	GALLAGHER, KAREN P	20	415	7.44	38.53	121	WHITTEN, MISSY K	25	959	9.25	47.21
29	STEWART, KATHY	26	433	7.46	39.04	122	INGRAM, LINDA C	29	966	9.27	47.28
30	WOODBERRY, LAURA L	21	436	7.47	39.07	123	GILLESPIE, LAURA S	28	970	9.28	47.33
31	SHERMAN, MARGARET C	29	441	7.48	39.10	124	DAVIS, LEIGH P	23	981	9.30	47.45
32	MONROE, SUE V	29	450	7.49	39.17	125	LIVENGOOD, DONNA S	21	985	9.31	47.47
33	HAMM, REGINA F	26	465	7.52	39.29	126	SLICK, JAN F	29	986	9.31	47.47
34	BRYSON, MADINE A	29	469	7.53	39.35	127	WILKERSON, JACKIE L	22	989	9.31	47.48
35	BLAUGHTER, DEBBY J	23	475	7.54	39.44	128	WOODLEY, DIANE G	25	992	9.32	47.53
36	RUDOLPH, TERESA	21	486	7.56	39.52	129	COPPEDGE, WENDY	29	993	9.32	47.53
37	TABORSKY, HELEN L	24	492	7.57	39.57	130	SOUTHARD, PAULA J	24	994	9.32	47.53
38	FORSYTHE, PATRICE E	20	493	7.57	39.57	131	STOWERS, JAMIE J	25	995	9.32	47.54
39	GREER, SUSIE E	25	496	7.57	39.59	132	TINER, SHEILA A	28	997	9.32	47.55
40	HAGMAN, ELLEN S	28	497	7.58	40.00	133	JENKINS, LINDA R	27	1003	9.35	48.11
41	DENNIS, MELODY A	20	510	8.00	40.10	134	KANZELMEYER, CYNTHIA J	27	1006	9.35	48.14
42	NELSON, NAN V	22	520	8.00	40.14	135	PRESTON, ELIZABETH	23	1022	9.39	48.30
43	OLDHAM, CATHEEN	27	522	8.01	40.17	136	DAVIS, CHARLOTTE L	26	1023	9.39	48.30
44	PRICE, COLLIEEN R	23	534	8.03	40.26	137	KISSEL, NITA C	25	1030	9.40	48.36
45	GREEN, ROBIN	27	536	8.03	40.28	138	FAIRWEATHER, KAREN T	28	1034	9.41	48.39
46	BENSON, PAT	23	551	8.07	40.49	139	GEAR, COLLEEN J	23	1046	9.45	48.59
47	LEVERENZ, JANE L	25	556	8.08	40.52	140	BAKER, ELLEN M	28	1047	9.45	49.00
48	KELLY, JANE N	25	561	8.09	40.52	141	BRANNEN, PAMELA G	29	1050	9.46	49.02
49	WALKER, DAN	26	562	8.09	40.55	142	ADAMS, BEVERLY H	26	1051	9.46	49.03
50	HARKER, MANDY	24	571	8.11	41.05	143	THOMPSON, LIZ	25	1057	9.47	49.07
51	LONG, DONNA M	28	588	8.13	41.19	144	DAWSON, TRUDY CRAMOND	25	1074	9.51	49.31
52	MEYERS, EMILY H	24	592	8.14	41.21	145	DELEON, CYNTHIA A	24	1080	9.53	49.39
53	HESS, DARLENE M	27	597	8.15	41.29	146	SADLER, BECKY A	28	1083	9.54	49.42
54	MARSHALL, RUTH A	24	598	8.16	41.30	147	CUNNINGHAM, PAT M	22	1084	9.54	49.42
55	WILLSON, NANCY R	29	626	8.21	41.56	148	ROBINSON, TERESA J	22	1087	9.54	49.47
56	DECK, CLAUDIA S	23	628	8.21	41.59	149	GATTIS, LOU ANNE	25	1090	9.55	49.47
57	FLOWER, BEVERLY S	28	634	8.21	42.00	150	GONZALES, JOSIE M	25	1092	9.55	49.51
58	HOOPER, PATTI M	28	635	8.21	42.00	151	MORGAN, DONNA M	21	1132	10.53	54.42
59	KURTINICK, MARY F	21	639	8.22	42.02	152	PETERSON, JANET L	22	1134	10.55	54.51
60	ATHANAS, THOMASINE F	25	641	8.22	42.04	153	COFFMAN, CYNTHIA K	26	1135	10.56	54.54
61	MOLINE, ANN L	24	659	8.26	42.22	154	REEDER, PAM P	26	1138	10.56	54.58
62	STRAUSBERG, SUSAN L	26	660	8.26	42.24	155	NEW, LILY A	28	1139	10.57	55.00
63	GRANT, SUSAN J	22	672	8.28	42.33	156	GLASS, DREW A	24	1141	10.58	55.05
64	BUNCH, JAMIE S	22	683	8.30	42.42	157	HARRINGTON, BETH E	24	1145	10.58	55.13
65	EVANS, KIM D	25	689	8.31	42.46	158	PHILLIPS, BARBARA A	21	1150	10.59	55.18
66	ROBINSON, J KENEZ	23	690	8.31	42.47	159	CAGE, CINDY J	25	1150	11.02	55.28
67	STIGALL, JEWELDEAN	29	693	8.31	42.50	160	BASS, PATRICIA M	27	1151	11.03	55.30
68	BUSH, MELODY A	20	705	8.34	43.01	161	GOLDEN, SYOENY S	20	1152	11.05	55.40
69	SNYDER, CAROL K	25	713	8.36	43.11	162	TANKERSLEY, BECCA H	24	1153	11.05	55.40
70	PAONESSA, DEBORAH J	25	717	8.37	43.16	163	LAYFIELD, ELAINE	25	1154	11.05	55.43
71	NICHOLSON, SUSAN E	26	722	8.38	43.23	164	BENNETT, PEGGY	26	1156	11.06	55.46
72	HINK, HARGY	26	732	8.40	43.33	165	AUVESHINE, KATHY L	24	1157	11.07	55.51
73	MASSEY, LINDA C	29	742	8.42	43.43	166	CUDRAN, MAVIS E	28	1159	11.09	56.00
74	HIRST, VIKI L	27	756	8.44	43.55	167	OSBORN, KATHLEEN	25	1160	11.09	56.03
75	TUMBLESON, DIANA M	24	764	8.45	44.00	168	MELTON, RAYNELLE	22	1165	11.11	56.09
76	DENTON, CINDY A	24	770	8.47	44.07	169	WOOD, PAM K	27	1167	11.12	56.18
77	BURKS, PAULA	25	774	8.47	44.10	170	MCWILLIAMS, PEGGY A	20	1171	11.15	56.29
78	WHITLEY, SUSAN L	29	779	8.49	44.19	171	SHOEMAKER, ANN	25	1172	11.	

WHITE ROCK MINI-MARATHON
DECEMBER 2, 1978

OFFICIAL RESULTS

CLASS POS	NAME	AGE	OVER-ALL	AVE TIME	FINISH TIME	CLASS POS	NAME	AGE	OVER-ALL	AVE TIME	FINISH TIME
FEMALE 30 - 39											
1	ANDERSON, ELISABETH O	32	192	7.01	.35.18	63	FOERSTER, BONNIE S	36	949	9.23	.47.10
2	USKOVICH, LIZ	36	312	7.24	.37.13	35	PUERTA, JUDY A	35	957	9.25	.47.20
3	SNIDER, SUSAN C	33	353	7.32	.37.50	64	GREEN, SUZANNE	31	976	9.29	.47.38
4	TATE, JUDITH A	33	380	7.40	.38.32	65	ROBERTSON, HERRIE JO	31	978	9.29	.47.40
5	SNAPP, MARIETTA H	33	430	7.46	.39.03	66	KEELING, JAN F	34	1012	9.37	.48.19
6	THOMPSON, MARCIA L	30	472	7.53	.39.37	67	MAYNARD, AIND R	32	1013	9.37	.48.19
7	FLOM, GINNY M	37	479	7.55	.39.47	68	NOFFKE, SUSAN P	31	1026	9.40	.48.33
8	MOORHEAD, JANET H	37	491	7.57	.39.56	70	SIMMONS, JUDY C	31	1032	9.41	.48.38
9	SMITH, SHIRLEY A	33	511	8.00	.40.10	71	SCHEPP, KAREN	32	1036	9.41	.48.40
10	SHARP, SUE	33	513	8.00	.40.11	72	BAILEY, MARY FRANCES	36	1038	9.43	.48.49
11	GRISHOLD, NANCY A	30	554	8.08	.40.50	73	MCCORD, SHARON L	32	1040	9.44	.48.53
12	CHERRY, JUDY A	34	583	8.12	.41.11	74	MCCOY, NADIRAH	31	1041	9.44	.48.54
13	WILSON, BETSY B	36	602	8.16	.41.32	75	NORRIS, MIDGE	35	1043	9.44	.48.56
14	CLEMENS, EDNA B	30	615	8.19	.41.48	76	KELLEY, NANCY	35	1048	9.45	.49.01
15	MCDONALD, SUE CAROL	38	638	8.22	.42.01	77	MURPHY, E LYNN	34	1056	9.47	.49.07
16	WILBANKS, BECKY	37	646	8.23	.42.09	78	CLARK, MARY ANNE	39	1061	9.48	.49.16
17	GLAZE, FRANCES B	34	652	8.24	.42.14	79	NAST, CAROL A	33	1062	9.48	.49.16
18	BROUSSARD, SANDRA	36	685	8.30	.42.43	80	MINKLER, BARBARA	35	1066	9.49	.49.20
19	TODD, CAROL A	38	708	8.32	.42.57	81	WHITE, DIANNE E	30	1073	9.51	.49.30
20	LOYDES, CAROL M	32	708	8.35	.43.07	82	WHITEHEAD, LOU C	34	1076	9.52	.49.36
21	HUDSON, SHARON F	33	712	8.35	.43.10	83	COYLE, GAIL	33	1081	9.53	.49.41
22	COOK, MARGARET H	31	725	8.38	.43.25	84	HOFFMAN, SUE	32	1085	9.54	.49.43
23	BRUSCIA, MARY R	31	729	8.39	.43.29	85	ROTHGUTSCH, BETTY L	35	1086	9.54	.49.44
24	CHAPUT, LINDA I.	38	739	8.42	.43.41	86	BLACHLY, BARBARA L	32	1094	9.57	.50.01
25	SHANNETTE, JUDY K	34	745	8.42	.43.45	87	ELLIS, CAROLYN B	37	1128	10.52	.54.38
26	HORTON, MARY	32	749	8.43	.43.47	88	DYE, SUZY A	31	1136	10.56	.54.55
27	ROLLINS, JUDY A	35	750	8.43	.43.48	89	SEALS, ANNIE R	32	1140	10.57	.55.01
28	ROBERTS, JILL	38	753	8.43	.43.50	90	ROBERTS, KAY	35	1143	10.59	.55.09
29	ROBERTS, ANNETTE B	32	754	8.44	.43.53	91	PEAVY, NANCY	37	1144	10.59	.55.11
30	ARENS, CARRIE J	37	755	8.44	.43.54	92	GOLDEN, NAN L	35	1146	11.00	.55.14
31	POLK, SHARON D	31	760	8.45	.43.58	93	BLAKE, LINDA L	31	1164	11.10	.56.08
32	WATRIS, BARBARA S	34	761	8.45	.43.58	94	GRANGER, SUZANNE	37	1166	11.11	.56.12
33	EVEREST, MARY-PATT	34	762	8.45	.43.59	95	SENUITA, EMILY G	31	1168	11.12	.56.18
34	MEISER, BARBARA L	34	763	8.45	.43.59	96	PFLIPSEN, JACQUELYN M	32	1169	11.13	.56.19
35	HOBART, SHARON A	39	773	8.47	.44.07	97	FRIEDENBERG, BETTY A	34	1172	11.15	.56.33
36	ROLLINS, PAM	34	780	8.50	.44.09	98	BOGGE, SUSAN H	31	1174	11.16	.56.40
37	SEFCIK, MICKI R	31	783	8.50	.44.22	99	HOBSON, SCHERRY J	31	1177	11.17	.56.40
38	THATCHER, ROZANNE H.	35	786	8.51	.44.27	100	WHEELER, KATHY G	37	1189	11.25	.57.20
39	SCHNARR, KIM K	33	800	8.55	.44.47	101	DIITMAN, NISHA N	36	1190	11.26	.57.28
40	TODD, KAY H	39	822	8.58	.45.02	102	TRAMMELL, JUNE	30	1191	11.26	.57.28
41	KELLY, LINDA	35	835	9.00	.45.12	103	GRINDSTAFF, ODDIE	34	1195	11.28	.57.36
42	MICHAEL, MARGARET J	39	837	9.00	.45.13	104	DAWSON, EVELYN F	35	1200	11.33	.58.00
43	GLENN, SIGRID	39	845	9.02	.45.21	105	DYRES, VERA L	37	1203	11.35	.58.13
44	JAGEN, JANE	33	847	9.02	.45.22	106	PFARR, BETH	30	1205	11.36	.58.15
45	WHITAKER, JOYCE J	31	848	9.02	.45.22	107	SORRELLS, PAM N	31	1208	11.39	.58.35
46	LIBBY, DONNA K	31	852	9.03	.45.29	108	MARIS, SUZANN R	32	1209	11.40	.58.35
47	YOUNG, SALLY S	30	860	9.05	.45.37	109	HURNI, JANE W	33	1213	11.46	.59.05
48	BURTON, BOO	30	876	9.08	.45.55	110	BURKS, JUDY G	35	1215	11.49	.59.20
49	COLLINS, CLAUDE ANN	35	885	9.10	.46.05	111	POWELL, MARY K	32	1220	11.59	1.00.13
50	GUY, LINDA D	30	888	9.11	.46.07	112	HEGGEN, SANDRA K	36	1223	12.06	1.00.46
51	WHITSITT, BARBARA L	31	897	9.12	.46.14	113	LEE, JACKIE M	39	1226	12.07	1.00.54
52	WOODSON, CAROL	32	901	9.13	.46.18	114	ANDREWS, KATHY R	34	1228	12.20	1.01.57
53	HAGER, TAVIS S	35	913	9.15	.46.30	115	MAY, BARBARA E	33	1230	12.26	1.02.26
54	STENSON, MARGARET R	30	916	9.16	.46.32	116	NEEB, JEAN L	31	1232	12.30	1.02.46
55	WARREN, JANE	30	924	9.18	.46.42	117	WALKER, PATRICIA	31	1233	12.31	1.02.53
56	TOTTENHAM, SUE	34	925	9.18	.46.46	118	CLARK, RICKY M	31	1238	12.43	1.03.55
57	WILLIAMS, ELLEN J	30	928	9.19	.46.50	119	PORTER, PATTY A	36	1239	12.45	1.04.01
58	CARLSON, MARJORIE	30	932	9.20	.46.54	120	MITCHELL, GENIE B	38	1240	12.46	1.04.06
59	KIPPENBERGER, SUSAN K	33	937	9.21	.47.00	121	PLATT, DONNA A	34	1241	12.49	1.04.25
60	WALL, MARJORIE A	35	942	9.22	.47.04	122	HOWELL, SANDRA L	34	1242	12.50	1.04.27
61	AMICO, CHARLENE B	31	944	9.22	.47.05	123	HAZEL, JAN P	33	1243	12.51	1.04.32
62	DAVIS, PATRICIA C	32	947	9.23	.47.09	124	BAIN, ALISON	30	1250	13.44	1.09.00

FEMALE 40 +

1	GREGG, DIANE D	41	319	7.26	.37.19	21	MCGEE, MARY C	42	1001	9.33	.48.01
2	MCCLINTOCK, NANCY W	40	323	7.26	.37.21	22	DEVOLL, PAT J	49	1016	9.37	.48.21
3	BREWER, VIRGINIA	42	443	7.48	.39.11	23	TRAPNELL, PAT A	41	1029	9.40	.48.35
4	WEAVER, GERRY A	47	473	7.53	.39.37	24	MOORE, BARBARA J	45	1045	9.45	.48.59
5	NIGHTINGALE, JANE	52	726	8.39	.43.26	25	O'BRIEN, JOAN M	40	1063	9.49	.49.17
6	ADAMS, MOLLY P	41	737	8.41	.43.39	26	RAITZ, NANCY J	49	1075	9.52	.49.33
7	JORGENSEN, CHRIS B	42	757	8.45	.43.56	27	PEAVY, LOIS	42	1148	11.00	.55.18
8	VILLARRUBIA, CAROLYN T	41	771	8.47	.44.07	28	MANN, VIRGINIA I	49	1180	11.18	.56.48
9	OLGE, ANN	40	772	8.47	.44.08	29	DEUPREE, PATTI A	40	1181	11.19	.56.52
10	BAKER, ROWENA F	40	804	8.55	.44.49	30	LABAN, JANE F	47	1185	11.24	.57.14
11	BENNETT, CLAIRE O	47	809	8.56	.44.53	31	GAGNEUX, FLOSSY E	47	1186	11.24	.57.15
12	HABERECHT, UTE	41	834	8.59	.45.08	32	ELLIS, JANET K	48	1192	11.27	.57.30
13	TRANZHAN, ANGIE S	51	842	9.01	.45.18	33	KASPARIAN, JANIS N	41	1197	11.32	.57.54
14	STALLINGS, BARBARA W	46	846	9.02	.45.19	34	COULBOURN, GAIL C	41	1216	11.52	.59.36
15	POWELL, VIRGINIA S	50	871	9.07	.45.49	35	HUDSON, MAUREEN F	50	1229	12.23	1.02.11
16	WALSH, JEANNE A	42	880	9.09	.46.00	36	EVANS, MARILEE F	48	1246	13.22	1.07.08
17	HARDIN, BLYTHE J	42	881	9.10	.46.01	37	DOYLE, MARILYN C	51	1249	13.32	1.08.00
18	WELLER, TRAUDE M MRS	55	882	9.10	.46.02	38	WHEELER, VI S	53	1252	14.23	1.12.14
19	SHERIDAN, M BETH	40	935	9.20	.46.56	39	HAWLEY, DOROTHY E	53	1253	14.49	1.14.23
20	BORGER, HARRIETT F	41	961	9.26	.47.24						

The new TRX-Competition. Only adidas could make it.

To be rated highest in the leading reports on racing flats, a shoe has to be superior.

When it's the only shoe to win the highest rating in both men and women's styles, it has to be incredible.

The incredible TRX-Competition.

The TRX-Competition is light (barely 8 ounces*) and flexible, yet totally protective.

Its sole is 72 "road studs" that give sure traction while absorbing shock.

And its nylon uppers are durable race after grueling race.

The TRX-Competition. For runners who wouldn't compete without adidas on their feet.

*Men's size 8½



SPECIAL THANKS TO...

The Cross Country Club of Dallas
The Aerobics Activity Center

SPONSORS: Texas Instruments Joe Zimmerman
Adelstein Jewelers Irving Adelstein and Keith Adelstein
Adidas Mark Hopkins and Tom Gunn
Steak and Ale Restaurants
of America, Inc. Lou Neeb

WHITE ROCK MARATHON COMMITTEE: Irving Adelstein Bill Mueller
Rollie Blumer Lou Neeb
Gordon Cathey Bob O'Connor
Bill Grantham Dave Somerville
Dale Hager Ralph Taite
Mark Hopkins James Thruston
Donald Key Joe Zimmerman
Mike Matheny

CHIEF RACE OFFICIALS: Dale Hager - Race Director
Raceline Systems - Registration, Start, Finish, Results
James Thruston & Texins Striders - Course and Split Times
Fred Hansen - Traffic and Facilities
Jim Dean - Communications and Medical
Nancy O'Connor and Barbara Neill - Aid Stations

BANQUET: Rick Crossland and his Steak and Ale crew

ORGANIZATIONS: Dallas Amateur Radio Club Metroplex Motorcycle Escort
Dallas Park & Recreation Department National Linen Service
Dallas Police Department Nestle's
Dannon Yogurt The Roadrunner
Rondo

CCCD CLUB MEMBERS: Janeen Adams Judy LaForge
Patsy Wickersham Joan Sievewright

EXTRA SPECIAL THANKS TO OVER 200 VOLUNTEERS
WHO HELPED INSURE THE SUCCESS OF THE 1978 MARATHON



Everybody wins at

STEAK
and **ALE**[®]
RESTAURANTS



COME SUP WITH US