




**11th Annual  
Dallas  
White Rock  
Marathon**

DECEMBER 6, 1980

Designed to be the first true home computer — for skilled computer users or beginners.



## Now—the Texas Instruments TI-99/4 Home Computer

Whether you're already quite knowledgeable about computers or want to learn how to get started, the TI-99/4 is for you.

You can begin using the TI Home Computer literally minutes after you unpack it. Without any previous computer experience or programming knowledge. You simply snap in one of TI's Solid State Software™ Command Modules and touch a few keys. Step-by-step instructions are displayed right on the screen. So you or just about anyone in your family can use the TI-99/4.

The TI-99/4 gives you an unmatched combination of features, including:

- Powerful TI-BASIC — built-in 13-digit, floating point BASIC.
- Up to 72K total memory

capacity — 16K RAM (Random Access Memory), 26K ROM (Read Only Memory), plus up to 30K ROM in TI's Solid State Command Modules.


- 16-color graphics capability.
- Outstanding music and sound effects, through five full octaves.
- 13" color monitor included.
- Revolutionary Solid State Speech™ Synthesizer (optional) adds the remarkable dimension of the human voice.
- Eight-position-stick wired

remote controllers also available.


Each Solid State Software Command Module contains a complete, ready-to-use program. Command Modules are available in a wide range of application areas — from education to entertainment to personal finance and home management.

Texas Instruments is committed to making your TI Home Computer an enjoyable, useful, long-term investment — a total system that will grow in utility and value for years to come.

Come take a look at the remarkable TI-99/4 Home Computer in action. The sooner you buy one, the sooner you and your family can start benefiting from the new computer age.



TEXAS INSTRUMENTS  
INCORPORATED



# THE WHITE ROCK MARATHON

Dear White Rock Marathon Runners:

We on the White Rock Marathon Committee sincerely congratulate all of those participants who helped make the 11th Annual White Rock Marathon such an outstanding success. This year's race drew nearly 2,800 runners for the marathon, with over 2,200 finishers in spite of the difficult weather conditions.

The success of a race like this can only occur through the dedicated efforts of the many many volunteers who contribute their time, money and efforts. This year nearly 300 people donated their time to make this event come off as smoothly as it did.

We also extend our many thanks and congratulations to all of the sponsors, and look forward to much success at the 12th Annual White Rock Marathon. For all of you who enjoyed this year's race, we plan to make next year's marathon even better. (Hopefully the weather will once again cooperate.)

Have a great running year, and we look forward to seeing you December 5, 1981 for the 12th running of the Dallas White Rock Marathon.

Sincerely yours,

Lou Neeb, Chairman  
White Rock Marathon Committee



*Adelstein*  
THE JEWELRY SHOP

Few Excel.  
Only one can be first.

We express our congratulations  
to the athletes of this year's  
White Rock Marathon.

NORTH PARK • TOWN EAST



BEN MOTURI

A senior at NTSU, this 26-year-old Kenyan chose White Rock as his first marathon. Ben finished 17th at the NCAA cross-country championships two weeks before White Rock after a November victory at the TI half-marathon as a "recovery run" in 1:07. Ben and NTSU teammate Juan Zetina ran together with a pack of five runners until after the 20-mile mark but at 25 miles Juan led by 12 seconds but Ben's kick carried him to a five-second margin over his third place friend.



KARLENE ERICKSON

A 15-year-old high school sophomore, Karlene is no doubt the fastest marathoner in her hometown of Ericson, Nebraska, population 150. White Rock was her sixth marathon and she has a best of 2:47:23 at New York. Obviously spent at the finish, she muttered, "Why does anyone run these things?" (Karlene is spotlighted in the January, 1981, issue of Runner.)

KARLENE ERICKSON

WEATHER CONDITIONS

Time	9 am	10 am	11 am	12 pm	1 pm	2 pm	3 pm
Temperature (°F)	65	65	65	66	67	68	69
Humidity (%)	90	97	97	93	93	87	84
Wind Speed (mph)	8	10	8	10	11	15	15
Direction	S	S	S	S	S	S	S
Sky	Cloudy						

MEN'S RESULTS

WOMEN'S RESULTS

POSITION	NAME	STATE	RUNNER NO.	OVERALL FINISH	AGE	PACE	FINISH TIME	POSITION	NAME	STATE	RUNNER NO.	OVERALL FINISH	AGE	PACE	FINISH TIME
1	HALLACE, ROBERT N.	NE	21	1	29	5:09	2:15:19.6	1	BARTAIN, MARTHA, A.	TX	20	52	24	6:08	2:41:14.9
2	MOTURI, BEN H.	TX	11	2	26	5:21	2:20:24.3	2	BRICKSON, KARLENE, K.	NE	26	133	18	6:27	2:46:16.3
3	ZETINA, JUAN G.	TX	23	3	24	5:21	2:20:29.7	3	WILSON, HOPE	TX	1336	149	20	6:30	2:50:47.5
4	MILEY, DAVID A.	OK	12	4	21	5:24	2:21:41.1	4	MC CLENNY, BECKY, J.	TX	767	191	24	6:37	2:54:46.6
5	CRANK, TED R.	KS	42	5	24	5:24	2:21:47.3	5	JONES, MARY, A.	TX	32	251	36	6:48	2:58:17.6
6	HALLGREN, WAYNE K.	TX	18	6	29	5:28	2:23:25.0	6	MARCOM, PEGGY, E.	TX	17	279	34	6:50	2:59:32.3
7	SHOPNER, PAUL D.	TX	19	7	24	5:30	2:24:15.5	7	KENNARD, MARY, A.	TX	33	318	41	6:56	3:02:06.0
8	FREDERICK, LARRY A.	NY	43	8	31	5:30	2:24:34.7	8	HON, BRENDA, M.	TX	48	376	38	7:04	3:05:38.8
9	ORTIZ, HECTOR L.	TX	28	9	31	5:32	2:25:23.6	9	SPRING, JAN, L.	KS	2429	386	20	7:09	3:06:09.3
10	TORNEDEM, FRED	KS	2	10	23	5:33	2:25:32.3	10	STREHLE, DEBORAH, A.	AR	62	396	24	7:06	3:06:17.9
11	YODD, TYLER D.	TX	26	11	27	5:33	2:25:38.4	11	MOEN, SUE, M.	TX	39	426	30	7:10	3:07:50.8
12	NIEDERMEIER, KARL A.	KS	131	12	20	5:34	2:25:58.2	12	VOSLI, CATHY	TX	766	433	20	7:10	3:08:20.8
13	GRAVEB, KURT A.	OK	46	13	21	5:35	2:26:29.3	13	BOND, ANN, E.	TX	2282	490	19	7:18	3:11:34.3
14	COOKE, STACEY E.	KS	116	14	23	5:35	2:26:48.4	14	HOLM, CAROL, A.	TX	1376	501	35	7:19	3:11:58.0
15	GERMANO, JOSEPH	TX	86	15	25	5:37	2:27:32.3	15	BRATTEN, ADELAIDE, E.	TX	108	502	20	7:19	3:11:58.9
16	ARANA, LORETO	NL	353	16	21	5:39	2:28:23.1	16	CONNELL, ANETTE, L.	TX	918	514	34	7:20	3:12:27.2
17	MOORE, EUGENE	TX	98	17	30	5:39	2:28:29.5	17	FREDERICK, JOY, L.	TX	1082	526	26	7:21	3:13:06.5
18	THOMPSON, MARC C.	TX	100	18	27	5:40	2:28:40.6	18	AUSTIN, KAREN, B.	TX	220	533	29	7:22	3:13:22.2
19	FULK, MARTIN K.	AR	223	19	19	5:42	2:29:27.0	19	BONILLA, CINDY, R.	TX	609	545	24	7:23	3:13:43.2
20	BRADLEY, DAVE E.	IA	78	20	30	5:42	2:29:31.0	20	HAGERTY, MARJAANA	TX	69	564	31	7:23	3:14:35.3
21	JONES, RAYMOND L.	TX	115	21	32	5:42	2:29:44.8	21	MULLARKEY, CARRIE, E.	TX	1088	565	18	7:25	3:14:36.5
22	WRINKLE, KIM	TX	88	22	22	5:44	2:30:39.8	22	REED, JULIA, K.	KS	2013	570	21	7:26	3:15:07.2
23	KUEHN, DAVID O.	TX	1144	23	26	5:44	2:30:38.1	23	ARASIM, THERESA, M.	TX	1148	579	36	7:26	3:15:17.6
24	FRAWLEY, CHARLES C.	TX	34	24	37	5:45	2:31:08.5	24	BRENT, SALLY, A.	IA	127	590	29	7:27	3:15:22.5
25	LERAMON, LARRY L.	TX	64	25	36	5:46	2:31:16.6	25	GIRON, GLORIA, L.	TX	1111	631	30	7:31	3:17:22.8
26	SKAHILL, MARK T.	IA	250	26	28	5:46	2:31:21.6	26	BRIGHT, DONNA, K.	OK	123	636	45	7:32	3:17:38.9
27	SHATOCHAY, ED A.	TX	53	27	30	5:47	2:31:32.5	27	SULLIVAN, NANCY, C.	TX	518	637	31	7:32	3:17:36.1
28	PEREZ, ROBERT	TX	103	28	32	5:47	2:31:39.2	28	BENNINGTON, NANCY, L.	TX	280	643	29	7:32	3:17:51.9
29	KEMPF, THOMAS R.	OK	80	29	28	5:47	2:31:57.9	29	EASTERLINO, SHERILL, E.	TX	36	652	30	7:33	3:18:22.9
30	HALL, HARRY	TX	90	30	22	5:48	2:32:30.5	30	ANDERSON, ELISABETH, D.	TX	178	663	34	7:34	3:18:43.1
31	MEADY, JEFF W.	LA	35	31	20	5:53	2:34:16.7	31	KURTZ, MARCY, E.	TX	271	666	23	7:35	3:18:59.4
32	TROUTHAN, ROBERT A.	TX	71	32	23	5:53	2:34:31.6	32	HITTON, MARILYN, K.	TX	37	673	29	7:36	3:19:27.0
33	MAYFIELD, THOMAS M.	TX	106	33	41	5:54	2:34:55.2	33	UHRIG, MARY, S.	NC	291	703	25	7:38	3:20:33.2
34	SHOFFO, STEVEN R.	TX	79	34	33	5:55	2:35:25.1	34	BRANSON, PAT	TX	903	712	32	7:39	3:20:59.2
35	LANCE, BING J.	TX	262	35	23	5:56	2:35:28.6	35	EDGLEY, BETTY, H.	OK	910	720	39	7:46	3:23:49.6
36	MCDONALD, DAVID L.	LA	2803	36	22	5:57	2:35:16.4	36	LOPER, KATHY, S.	NE	27	788	38	7:47	3:24:11.2
37	TUCKER, STEPHEN R.	AR	2808	37	27	5:58	2:36:21.5	37	LEBOS, ELAINE, A.	AR	214	807	33	7:49	3:25:19.5
38	PONDER, MIKE	TX	265	38	26	6:00	2:37:20.9	38	LAMBERT, VALERIE, L.	TX	1929	825	22	7:52	3:26:18.4
39	LEONNART, JOHN L.	IA	359	39	29	6:00	2:37:42.3	39	KIRKPATRICK, KAREN, L.	TX	38	833	31	7:53	3:26:48.4
40	MILLER, RALPH B.	NB	117	40	29	6:02	2:38:12.1	40	BASS, CYNTHIA, L.	TX	281	840	30	7:53	3:27:00.7
41	GIBBONS, ROBERT C.	TX	273	41	24	6:03	2:38:41.3	41	ANDERSON, NANCY, F.	LA	118	850	39	7:54	3:27:17.0
42	SENNETT, HOWARD D.	AR	270	42	26	6:03	2:38:47.0	42	THURMAN, KAREN, S.	TX	122	855	28	7:54	3:27:23.2
43	KINDAL, BERIC E.	TX	47	43	26	6:04	2:39:17.2	43	CEVERHA, JAN, R.	TX	323	873	44	7:55	3:27:50.4
44	LANCOT, ALDOR R.	TX	126	44	44	6:04	2:39:22.7	44	HECKMAN, SANDRA, B.	TX	151	881	38	7:56	3:28:05.0
45	HUGHES, ROBERT H.	KS	269	45	38	6:05	2:39:37.2	45	BRITAIN, BEATRICE, A.	CO	1592	923	31	7:59	3:29:22.7
46	MATHEWS, DAVID M.	CO	82	46	27	6:05	2:39:40.0	46	MURPHY, SUSAN, A.	TX	2218	929	24	7:59	3:29:32.9
47	CRAVENS, ANDY H.	MO	2146	47	19	6:05	2:39:41.9	47	SHITH, SHARON, L.	TX	74	946	34	8:01	3:30:19.1
48	TOTTRUP, PETER B.	TX	205	48	31	6:05	2:39:46.0	48	WALKER, JOAN	TX	1577	974	27	8:04	3:31:31.9
49	JACOBB, MICHAEL S.	WI	177	49	33	6:06	2:40:14.5	49	PASLEY, BETSY	MO	690	1005	25	8:06	3:32:28.5
50	DENAREE, SCOTT R.	TX	197	50	29	6:07	2:40:25.3	50	MILLER, MARY, A.	TX	2095	1015	44	8:06	3:32:46.9
51	KARELS, THOMAS P.	TX	242	51	36	6:08	2:41:05.4	51	CHURCH, SUSAN, J.	TX	2793	1026	34	8:08	3:33:26.8
52	GARCIA, JOE L.	TX	2834	52	21	6:09	2:41:19.2	52	RICHARDSON, KAREN, D.	TX	102	1029	34	8:08	3:33:34.2
53	CUNNINGHAM, BOBBY W.	TX	94	53	40	6:09	2:41:29.8	53	RILEY, CAROL, A.	TX	1639	1032	32	8:09	3:33:45.2
54	BENNINGTON, JOSEPH L.	OK	284	54	38	6:09	2:41:37.0	54	HOUKAL, BECKY, A.	TX	2126	1034	22	8:09	3:34:03.0
55	HOWLIN, SCOTT H.	TX	2223	55	21	6:11	2:42:14.9	55	SELLERS-POINTER, DOBBIE	TX	2014	1090	35	8:12	3:35:04.5
56	TAI, FRANK	CO	191	56	25	6:12	2:42:49.8	56	MARCOE, JENNIFER, A.	TX	67	1055	19	8:12	3:35:13.8
57	SIMMONS, ROBERT E.	KS	212	57	31	6:12	2:42:59.2	57	MALLORY, KIMBERLY, A.	WY	2017	1092	24	8:16	3:36:53.6
58	AYERS, RONALD F.	MO	2737	58	21	6:13	2:43:15.6	58	BYINGTON, MARGIE, L.	TX	777	1103	26	8:17	3:37:25.7
59	MILLER, RICHARD B.	MO	287	60	29	6:13	2:43:25.8	59	MAJORS, MARIAN, L.	TX	2552	1104	24	8:17	3:37:29.0
60	WHITLEY, JERRY H.	TX	1969	61	30	6:14	2:43:29.2	60	WINGER, MARY, S.	TX	2038	1107	24	8:18	3:37:46.0
61	APPLING, DOUGLAS	TX	853	62	28	6:14	2:43:32.9	61	ROBERTS, KAY, M.	TX	239	1113	37	8:18	3:37:51.2
62	LEWIS, SAM H.	TX	195	63	27	6:14	2:43:39.7	62	MCGUIRE, JAM, D.	TX	1398	1137	33	8:21	3:39:21.9
63	DEVINE, KEVIN J.	TX	1097	64	31	6:14	2:43:41.1	63	SHEFFIELD, CAROL	TX	2456	1152	23	8:23	3:39:55.1
64	BTALLINOS, STEPHEN L.	TX	2008	65	28	6:14	2:43:45.1	64	MARXS, CYNTHIA, O.	AR	2722	1171	32	8:23	3:40:45.3
65	BOLTON, BRIAN J.	TX	66	66	42	6:14	2:43:46.3	65	PARSONS, SHARON, L.	TX	268	1174	25	8:25	3:40:49.4
66	SKINNER, ROBERT P.	TX	1610	67	24	6:15	2:43:56.6	66	CORBOY, ANNABELLE, P.	TX	95	1179	33	8:25	3:41:02.6
67	CHESKY, ERIC C.	KS	201	68	22	6:15	2:44:02.7	67	BLIDE, PATTI, B.	TX	129	1184	44	8:26	3:41:14.0
68	BRATTEN, KEITH E.	TX	266	69	22	6:15	2:44:06.7	68	CONGER, DIANNA, L.	TX	2136	1192	28	8:27	3:41:52.7
69	FISCHER, JERFFREY A.	CO	84	70	37	6:16	2:44:28.2	69	CLEMENS, EONA, D.	TX	76	1195	32	8:28	3:42:03.8
70	BROWN, J. HAL	TX	976	71	42	6:16	2:44:30.0	70	ALTY, JANEET, H.	TX	1726	1204	20	8:28	3:42:18.9
71	BLANN, BILLY E.	TX	87	72	35	6:16	2:44:34.6	71	SMITH, SARAH, E.	TX	642	1209	38	8:29	3:42:39.9
72	WHILLOCK, JOE T.	AR	164	73	37	6:16	2:44:35.7	72	ZERGER, VERA, J.	KS	1756	1250	43	8:32	3:44:04.3
73	MEBSERSCHMITT, JIM	TX	192	74	44	6:16	2:44:40.3	73	HEDGECOCK, ONEITA, F.	TX	1340	1263	47	8:34	3:44:43.9
74	DENSON, DAVID H.	TX	2427	75	27	6:17	2:45:04.9	74	MCKINNEY, PATRICE	TX	2779	1266	2		

CLASS 01 RESULTS  
FEMALE UNDER 20

CLASS 03 RESULTS  
FEMALE AGE 28-34

POSITION	NAME	STATE	RUNNER NO.	OVERALL FINISH	AGE	PACE	FINISH TIME	POSITION	NAME	STATE	RUNNER NO.	OVERALL FINISH	AGE	PACE	FINISH TIME
1	ERICKSON, KARLENE K.	NE	26	133	19	6:27	2:49:16.3	1	MARCOM, PEGGY E.	TX	17	275	34	6:50	2:59:32.3
2	BOND, ANN E.	TX	2292	490	19	7:18	3:11:34.3	2	MOEN, SUE N.	TX	39	426	30	7:10	3:07:58.8
3	MULLARKEY, CARRIE E.	TX	1088	565	18	7:25	3:14:36.3	3	CONNELL, ANETTE L.	TX	918	514	30	7:20	3:12:29.3
4	MARKOE, JENNIFER A.	TX	67	1055	19	8:12	3:35:13.8	4	AUSTIN, KAREN S.	TX	220	533	28	7:22	3:10:22.2
5	SMITH, MELANIE C.	OK	1409	1620	13	9:09	3:59:57.6	5	HAGERTY, MARAANA	TX	69	564	31	7:25	3:14:35.3
6	O'NEILL, TARA C.	TX	1346	1805	16	9:36	4:11:55.6	6	BRENT, SALLY A.	IA	127	590	29	7:27	3:15:42.8
7	RAYMOND, KERRY L.	TX	1345	1831	16	9:43	4:14:52.5	7	GIRON, GLORIA L.	TX	1111	631	30	7:31	3:17:22.5
8	GILLASPY, BESSY L.	AR	2315	1981	16	10:15	4:29:02.3	8	SULLIVAN, NANCY K.	TX	518	637	31	7:32	3:17:36.1
9	GIBSON, KIM A.	TX	2314	2087	16	10:57	4:47:02.5	9	DEANISTON, NANCY L.	TX	280	643	29	7:32	3:17:51.9
10	SCARBROUGH, JILL C.	TX	2296	2088	14	10:57	4:47:08.9	10	EASTERLING, SHERILL E.	TX	36	652	30	7:33	3:18:22.9
11	WOOD, DENISE	TX	2162	2121	16	11:07	4:51:52.9	11	ANDERSON, ELISABETH D.	TX	178	663	34	7:34	3:18:43.1
12	BYRNE, KAY LYN L.	TX	1373	2127	17	11:13	4:54:27.4	12	HITTON, MARILYN K.	TX	37	673	29	7:36	3:19:27.0

CLASS 02 RESULTS  
FEMALE AGE 20-27

POSITION	NAME	STATE	RUNNER NO.	OVERALL FINISH	AGE	PACE	FINISH TIME	POSITION	NAME	STATE	RUNNER NO.	OVERALL FINISH	AGE	PACE	FINISH TIME
1	SARTAIN, MARTHA A.	TX	20	52	24	6:08	2:41:14.9	31	JAMES, JANE L.	TX	1962	1345	32	8:42	3:48:31.6
2	WILSON, HOPE	TX	1336	149	20	6:30	2:50:47.5	32	SIBLEY, JANE K.	TX	463	1379	28	8:46	3:50:02.1
3	MC CLENNY, BECKY J.	TX	767	191	24	6:39	2:54:46.6	33	KARNES, SAUNDRA D.	TX	1713	1389	34	8:47	3:50:24.1
4	SPRING, JAN L.	KS	2425	386	20	7:05	3:06:09.3	34	HOLTZMAN, JAN C.	TX	251	1479	31	8:56	3:54:31.4
5	STREHLE, DEBORAH A.	AR	62	396	24	7:06	3:06:19.9	35	STEENSON, MARGARET R.	TX	1308	1493	32	8:56	3:54:36.8
6	VOGL, CATHY	TX	766	433	20	7:10	3:08:20.8	36	GALBRAITH, REBA N.	TX	737	1508	28	8:59	3:55:52.8
7	BRATTEN, ADELAIDE E.	TX	108	502	20	7:19	3:11:58.9	37	STEWART, SANDRA K.	TX	1836	1517	28	9:00	3:56:11.9
8	FREDERICK, JOY L.	TX	1082	526	26	7:21	3:13:06.5	38	MARTIN, CHERYL M.	IL	2058	1551	34	9:03	3:57:24.0
9	BONILLA, CINDY R.	TX	609	544	24	7:23	3:13:43.2	39	ERWIN, PAMELA O.	TX	467	1568	34	9:05	3:58:10.8
10	REED, JULIA K.	KS	2013	575	21	7:26	3:15:07.2	40	CLARK, KATHY L.	TX	2320	1593	31	9:06	3:58:54.3
11	KURTZ, MARCY E.	TX	271	646	23	7:35	3:18:59.4	41	KLENDA, BEVERLY A.	TX	2692	1644	31	9:11	4:01:11.0
12	UMRIG, MARY S.	NC	291	703	25	7:38	3:20:33.2	42	EWING, RUANN	AR	1201	1645	33	9:12	4:01:10.5
13	LAMBERT, VALERI L.	TX	1929	825	22	7:52	3:26:18.4	43	BELL, SUZAN C.	AR	2324	1648	29	9:12	4:01:24.8
14	MURPHY, SUSAN A.	TX	2218	929	24	7:59	3:29:32.9	44	GRAYBEAL, CAROL A.	TX	772	1651	31	9:12	4:01:29.8
15	WALKER, JOAN	TX	1577	974	27	8:04	3:31:31.9	45	CAMPBELL, KAREN L.	TX	1431	1672	31	9:16	4:03:04.3
16	PASLEY, BESSY	MO	690	1005	25	8:06	3:32:28.5	46	HUBER, JUDITH A.	OK	2019	1679	33	9:17	4:03:00.0
17	HOUKAL, BECKY A.	TX	2126	1034	22	8:09	3:34:03.0	47	BAKER, RITA A.	TX	1834	1690	28	9:19	4:04:20.0
18	MALLORY, KIMBERLY A.	WY	2017	1092	24	8:16	3:36:53.6	48	HAHLUM, TERRY L.	TX	1742	1693	30	9:19	4:04:37.7
19	BYINGTON, MARJORIE L.	TX	777	1103	26	8:17	3:37:25.7	49	SKRIVANEK, CELIA A.	OK	2682	1696	29	9:20	4:04:53.1
20	MAJORS, MARIAN L.	TX	2592	1104	24	8:17	3:37:29.0	50	MULLETT, JOY A.	TX	1326	1698	34	9:20	4:04:57.2
21	WINGER, MARY S.	TX	2038	1109	24	8:18	3:37:42.0	51	WHITLEY, SUSAN L.	TX	697	1699	31	9:20	4:05:03.7
22	SHEFFIELD, CAROL	TX	2456	1152	23	8:23	3:39:53.1	52	DEEM, GLORIA J.	KS	926	1704	33	9:21	4:05:25.4
23	PARSONS, SHARON L.	TX	268	1174	25	8:25	3:40:49.4	53	ODD, JULIA J.	TX	2581	1760	30	9:30	4:09:13.0
24	ALTY, JANET M.	TX	1726	1204	20	8:28	3:42:18.9	54	DECKER, WILLIA N.	TX	1769	1763	28	9:30	4:09:27.0
25	SIMPSON, JANET E.	TX	417	1346	26	8:43	3:48:33.2	55	TORRES, THERESA M.	TX	1668	1767	28	9:31	4:09:41.7
26	STANLEY, JANE L.	TX	1461	1385	25	8:46	3:50:09.0	56	SCOTT, ARLENE S.	TX	786	1801	34	9:35	4:11:39.7
27	LEE, MARTHA J.	TX	237	1397	23	8:47	3:50:36.8	57	SEPMEIER, MARY JANE	OK	1531	1814	30	9:38	4:12:54.0
28	PATTERSON, PATRICIA A.	TX	1617	1414	27	8:49	3:51:16.6	58	LENHONO, JANET O.	TX	1393	1834	29	9:44	4:15:12.2
29	HAUGH, CAROL A.	TX	225	1434	24	8:51	3:52:10.5	59	BOLHEIN, KRISTINA B.	TX	2794	1869	29	9:49	4:17:43.9
30	SKIBA, JANE E.	TX	309	1476	25	8:56	3:54:26.9	60	USNER, BEV M.	LA	1535	1871	28	9:50	4:18:12.0
31	KALMAN, SANDRA C.	TX	1391	1484	27	8:56	3:54:38.1	61	THOMSON, BEV M.	TX	2234	1881	33	9:52	4:18:52.1
32	JORDAN, KELLY P.	TX	581	1506	27	8:59	3:55:43.4	62	LASKOWICZ, JANICE B.	TX	1956	1892	33	9:52	4:18:54.1
33	WEDMAN, DEBBIE M.	OK	2261	1534	26	9:01	3:56:47.4	63	STIGALL, JEWELDEAN	OK	605	1904	31	9:57	4:20:55.8
34	LOSSER, NANCY K.	TX	2811	1569	26	9:05	3:58:12.4	64	SCOTT, SUSAN M.	NE	1314	1918	32	10:01	4:22:43.3
35	QUIN, SUSAN R.	TX	1073	1584	25	9:06	3:58:36.7	65	STEPHENSON, DEBORAH A.	TX	1503	1934	31	10:08	4:25:51.3
36	PARDINEK, TONI	TX	2703	1657	27	9:13	4:01:58.3	66	OYESS, GAIL C.	TX	2519	1966	31	10:12	4:27:29.8
37	SEEGER, CHRISTINE J.	TX	2593	1659	20	9:13	4:02:02.7	67	DYKEMA, LAWREN N.	TX	2181	1979	33	10:13	4:28:45.0
38	MARSHALL, RUTH A.	TX	1404	1660	26	9:14	4:02:09.2	68	REINSTR, ANNE	TX	1855	1991	33	10:19	4:30:40.8
39	ALVARADO, GLORIA	TX	2498	1734	23	9:26	4:07:33.2	69	HUMPHRIES, LIZ A.	TX	1687	1994	32	10:20	4:31:12.8
40	WATSON, JODY R.	TX	2437	1749	22	9:28	4:08:28.2	70	HILYARD, PATTY A.	KS	2551	2017	32	10:26	4:33:43.2
41	KEENUM, KAREN R.	TX	1290	1754	27	9:29	4:08:58.0	71	STUART, ANNE	MS	2814	2022	32	10:27	4:34:15.6
42	MCCANN, LINDA F.	TX	985	1751	27	9:30	4:09:14.4	72	SCHULF, CANDY	KS	2472	2023	31	10:27	4:34:22.9
43	NELSON, SHARON G.	TX	2213	1769	23	9:31	4:09:49.5	73	MERRILL, JOOI A.	KS	1468	2024	30	10:27	4:34:23.2
44	HITCHELL, JOHNNY E.	OK	753	1770	27	9:31	4:09:54.0	74	SINAK, BARBARA L.	TX	564	2037	32	10:31	4:36:03.1
45	KINDER, HAROL A.	TX	2611	1840	20	9:44	4:15:36.4	75	WONO, EMMA L.	TX	2790	2095	29	10:39	4:48:09.7
46	ABBOTT, JUDY A.	OK	2433	1894	26	9:54	4:19:41.1	76	BURK, ANITA L.	TX	2019	2102	33	11:01	4:49:10.4
47	BARRON, SHERILL A.	TX	1933	1917	22	10:00	4:22:16.0	77	LOPACHIN, JEANNE	TX	2357	2111	28	11:04	4:50:11.3
48	LACOMPT, SUZANNE M.	TX	2816	1921	27	10:01	4:22:59.8	78	BIEGE, LOIS A.	TX	1573	2113	28	11:05	4:50:38.3
49	ADDIS, LINDA J.	TX	1379	1939	27	10:04	4:24:22.5	79	RESE, CATHY H.	TX	1724	2128	28	11:14	4:54:36.3
50	CARONAS, MARIA	TX	1737	2006	26	10:23	4:32:35.9	80	HARCUS, JOY J.	TX	2500	2142	29	11:20	4:57:18.5
51	MONROE, SUE V.	TX	383	2013	22	10:25	4:33:32.1	81	JENKINS, LINDA E.	TX	1922	2147	29	11:23	4:58:41.0
52	ORR, MARY J.	TX	2037	2036	23	10:31	4:36:02.2	82	WARREN, JANE D.	TX	1139	2152	32	11:29	5:01:12.2
53	GRIFFIS, ARLENE	TX	640	2052	26	10:38	4:39:12.4	83	WHITAKER, JOYCE J.	TX	1190	2158	33	11:30	5:01:51.7
54	ADAMS, LESLEY J.	TX	2439	2065	25	10:42	4:40:50.3	84	KARNEY, LYDIA G.	OK	1465	2164	31	11:36	5:04:10.5
55	FAULK, JAN E.	TX	1832	2094	26	10:58	4:47:49.2	85	PRICE, CHRISTY A.	TX	2509	2168	33	11:38	5:05:25.9
56	ANFORD, CYNTHIA K.	TX	2018	2103	27	11:01	4:49:10.8	86	MURFACE, LAURA J.	CO	2042	2169	33	11:39	5:05:46.6
57	COLLINS, CATHY J.	TX	2642	2129	31	11:14	4:54:37.0	87	PAIT, LINDA F.	TX	1421	2178	33	11:55	5:12:38.1
58	JUJIN, JENNIFER	TX	2045	2163	25	11:36	5:04:09.0	88	HARPER, ROSE A.	TX	1548	2179	31	11:56	5:13:04.9
59	RURY, KIM J.	TX	2490	2166	24	11:36	5:04:22.0	89	MACBERRY, MARY N.	OK	2434	2182	28	12:03	5:16:04.2
								92	MCANNOR, SHEILA A.	TX	2491	2183	31	12:04	5:16:32.7

CLASS 04 RESULTS  
FEMALE AGE 35-44

CLASS 04 RESULTS  
MALE UNDER 17

POSITION	NAME	STATE	RUNNER NO.	OVERALL FINISH	AGE	PACE	FINISH TIME
1	JONES, MARY A	TX	32	291	36	6:48	2:58:19.6
2	KENNARD, MARY A.	TX	33	318	41	6:56	3:02:06.0
3	HON, BRENDA M.	TX	48	374	38	7:04	3:05:38.8
4	HOLM, CAROL A.	TX	1378	501	35	7:19	3:11:58.0
5	ARASIM, THERESA M.	TX	1148	579	36	7:26	3:15:17.6
6	EDOLEY, BETTY M.	OK	910	770	39	7:46	3:23:45.6
7	LOFER, KATHY S.	NE	27	788	38	7:47	3:24:21.2
8	ANDERSON, NANCY F.	LA	118	850	39	7:54	3:27:17.0
9	CEVERHA, JAN R.	TX	323	873	44	7:55	3:27:50.4
10	HECKMAN, SANDRA B.	TX	181	881	38	7:56	3:28:05.0
11	MILLER, MARY A.	TX	2099	1015	44	8:06	3:32:46.9
12	BELLERS-POINTER, BOBBIE T.	TX	2014	1050	35	8:12	3:35:04.5
13	ROBERTS, KAY M.	TX	259	1113	37	8:18	3:37:51.2
14	BLIDE, PATTI B.	TX	129	1184	44	8:26	3:41:14.0
15	SMITH, SARAH E.	TX	642	1209	38	8:29	3:42:39.9
16	ZERGER, VERA J.	KS	1756	1250	43	8:32	3:44:04.3
17	BROWN, RITA J.	TX	315	1281	41	8:36	3:45:34.4
18	BUTTRILL, DIANE	TX	1849	1289	38	8:37	3:45:56.4
19	RANKIN, CAROLYN	TX	1237	1303	39	8:38	3:46:36.4
20	CRABTREE, DONNA M.	TX	1844	1319	43	8:39	3:47:09.6
21	COX, JULIANNE	LA	1569	1355	40	8:43	3:48:57.9
22	LIVINGSTON, PATRICIA	TX	1839	1357	36	8:44	3:49:05.1
23	JONES, JANE	TX	1087	1417	39	8:49	3:49:25.0
24	COLLINS, NATHANIEL R.	TX	1280	1408	44	8:51	3:52:27.4
25	PINKERTON, ELAINE B.	NM	2623	1559	37	9:04	3:57:53.9
26	UPTON, JILL	TX	313	1560	40	9:04	3:57:56.2
27	BREWER, VIRGINIA	TX	2370	1561	44	9:04	3:57:56.4
28	DOUGLASS, RAMONA K.	KS	1033	1573	41	9:05	3:58:14.2
29	DARMSTETTER, LEAH D.	KS	1032	1579	41	9:05	3:58:21.4
30	SPRIGGS, BERNADENE	KS	1446	1588	44	9:06	3:58:48.3
31	ANTONETTI, JUDY M.	TX	2608	1612	35	9:07	3:59:20.5
32	HOBART, SHARON A.	TX	1705	1617	41	9:08	3:59:50.2
33	KERN, SANDY J.	TX	643	1619	42	9:09	3:59:57.3
34	HUDSON, SHARON F.	TX	2201	1663	35	9:14	4:02:20.8
35	HAYES, DONA P.	TX	1279	1682	35	9:17	4:03:45.9
36	TIBBIS, PEGGY A.	TX	1823	1684	35	9:18	4:04:00.7
37	LITTLE, SHARON K.	TX	2374	1688	38	9:18	4:04:15.4
38	NATIONS, TENNA F.	OK	1581	1701	37	9:20	4:05:07.0
39	CORDER, GINGER	OK	2826	1703	37	9:21	4:05:23.1
40	SEELEY, GAYLIA A.	TX	1618	1765	41	9:31	4:09:32.9
41	MURDOCK, JOANNE	TX	1245	1766	42	9:31	4:09:33.5
42	O'BRIEN, JOAN	TX	326	1773	42	9:32	4:10:02.2
43	SVOBODA, SUZY	KS	2039	1776	38	9:32	4:10:06.6
44	HARENOD-ROSE, RACHEL	TX	2327	1828	43	9:41	4:14:10.2
45	FURDERBURK, JUDITH L.	TX	1764	1829	39	9:42	4:14:22.1
46	HORSHAN, MARYANN D.	TX	2508	1832	35	9:43	4:14:55.2
47	DWYER, MARIETA G.	KS	1786	1878	42	9:51	4:18:36.4
48	HECK, NICOLE P.	KS	2610	1897	35	9:55	4:20:08.9
49	PLUNKETT, KATHRYN L.	AR	2464	1932	36	10:03	4:23:53.9
50	MARKO, MARJORIE L.	TX	1711	1935	36	10:04	4:24:07.4
51	GOODMAN, FAULETTE	TX	1228	1958	36	10:11	4:27:01.6
52	BOVEY, NANCY B.	TX	937	2009	39	10:24	4:33:06.3
53	FOSHAZZINI, JERE W.	TX	806	2010	44	10:24	4:33:06.8
54	OLOUGHLIN, MNARSHA	TX	2197	2011	35	10:25	4:33:16.3
55	HEGGEN, SANDRA K.	TX	1418	2028	38	10:28	4:34:33.4
56	SMITH, PATRICKA L.	TX	1330	2032	37	10:29	4:35:16.1
57	TAYLOR, MARJORIE A.	TX	728	2042	37	10:35	4:37:42.8
58	LEWIS, TRISH C.	TX	2767	2049	35	10:37	4:38:38.7
59	DEAN, CAROL C.	TX	1902	2091	36	10:57	4:47:20.4
60	STRIBLING, JOYCE A.	TX	1899	2110	42	11:03	4:50:09.4
61	WILSON, JUDITH	TX	1815	2112	44	11:04	4:50:28.0
62	VEAZEY, JENNIE L.	TX	1151	2148	36	11:23	4:58:41.4
63	CLOUD, LINDA A.	TX	1847	2156	38	11:30	5:01:47.3
64	WILKINS, JEANNINE W.	TX	449	2193	43	12:38	5:31:40.5
65	ADAMSKI, CATHERINE H.	TX	1291	2194	44	12:38	5:31:40.9

POSITION	NAME	STATE	RUNNER NO.	OVERALL FINISH	AGE	PACE	FINISH TIME
1	HESS, ROGER L.	KS	1703	169	16	6:35	2:52:49.1
2	WARD, ROBERT G.	TX	1374	436	16	7:11	3:08:38.1
3	PECK, TONY R.	TX	1374	566	16	7:25	3:14:36.8
4	PITCHKOLAN, BILL	OK	2824	616	16	7:30	3:16:31.1
5	NELSON, DAVID W.	TX	1438	630	15	7:32	3:17:35.6
6	TAYLOR, JIM D.	AR	2151	642	16	7:32	3:17:50.4
7	STENZEL, STEVE E.	KS	2473	723	16	7:41	3:21:24.6
8	HOROWITZ, MICHAEL A.	TX	984	759	16	7:45	3:23:13.9
9	TOTZKE, MIKE P.	TX	1159	810	16	7:50	3:25:31.6
10	LANCASTER, RANDY L.	TX	302	949	14	8:01	3:30:21.6
11	GDRE, GREGORY L.	TX	2730	1035	14	8:09	3:34:03.6
12	GOODMAN, JOE C.	AR	710	1136	16	8:21	3:39:19.1
13	COOPER, RODNEY C.	AR	2545	1144	16	8:22	3:39:43.8
14	BROWN, ERIC M.	TX	316	1199	16	8:27	3:41:57.0
15	BRUMMETT, DARIN	KS	2442	1200	12	8:28	3:42:16.3
16	PETERS, HICKEY J.	TX	2418	1216	16	8:30	3:42:53.2
17	LONO, HARK R.	TX	1825	1306	15	8:38	3:46:37.2
18	GOODMAN, FRANK	TX	1229	1309	15	8:38	3:46:42.3
19	BRUMMETT, DAVID	KS	2441	1352	12	8:43	3:48:33.6
20	HENSEL, RICKY L.	TX	2208	1365	14	8:45	3:49:35.3
21	BROCKWAY, JAMES H.	AR	2713	1463	16	8:55	3:53:54.6
22	MCKINNIS, SCOTT L.	OK	2110	1498	15	8:58	3:55:21.0
23	PINKERTON, MARK	AR	1979	1501	16	8:58	3:55:27.7
24	SMITH, JOSEPH H.	AR	1632	1522	16	9:01	3:56:25.1
25	CABE, DAVID R.	TX	2843	1575	15	9:05	3:58:15.5
26	CLAYTON, NELSON E.	TX	2755	1582	13	9:05	3:58:27.5
27	BURKETT, HATT A.	TX	1807	1590	12	9:06	3:58:50.3
28	MCKINNIS, THOMAS L.	OK	2112	1666	10	9:15	4:02:32.2
29	WALJI, TAHIR S.	TX	2087	1686	15	9:18	4:04:11.9
30	FLENNIXEN, ERIC T.	TX	2493	1738	15	9:27	4:07:55.9
31	KERR, KEN D.	OK	2741	1785	14	9:33	4:10:24.2
32	MCBREEN, GREG A.	TX	1289	1793	16	9:34	4:11:10.7
33	PLUNKETT, CLIFF W.	AR	2463	1821	11	9:40	4:13:31.9
34	VARDUS, BERDIO ARTURO	DS	2277	1841	14	9:45	4:15:39.7
35	NORTH, KEAL S.	TX	2855	1896	14	9:55	4:20:07.5
36	PINSON, JAMES M.	AR	2695	2043	16	10:06	4:28:02.6
37	SHIRE, MIKE S.	OK	2694	2078	16	10:49	4:43:45.6
38	OROZCO, JOHNNY R.	TX	2725	2108	16	11:02	4:49:38.5
39	BAKER, JOE L.	TX	2484	2116	15	11:06	4:51:18.2
40	GRAHAM, DEAN R.	TX	413	2119	11	11:07	4:51:29.6
41	MCKINNIS, JAMES L.	OK	2111	2138	13	11:17	4:56:10.7
42	PERRY, SHELDON W.	KS	2786	2186	11	12:08	5:18:26.3
43	ANGELL, HARRY T.	TX	1736	2191	13	12:27	5:26:29.5

CLASS 07 RESULTS  
MALE AGE 17-21

POSITION	NAME	STATE	RUNNER NO.	OVERALL FINISH	AGE	PACE	FINISH TIME
1	MILEY, DAVID A.	OK	12	4	21	5:24	2:21:41.1
2	NIEDERMEIER, KARL A	KS	101	12	20	5:34	2:25:58.2
3	GRAVES, KURT A.	OK	46	19	21	5:35	2:26:29.3
4	ARANA, LORITTO	MI	353	16	21	5:39	2:28:23.1
5	FULK, MARTIN W.	AR	243	19	19	5:43	2:29:47.3
6	MEADY, JEFF W.	LA	35	31	20	5:53	2:34:16.7
7	GRAVES, ANDY W.	MO	2146	47	19	6:05	2:39:41.9
8	GARCIA, JOE L.	TX	2834	53	21	6:09	2:41:19.2
9	NGULIN, SCOTT W.	TX	2223	56	21	6:11	2:42:14.9
10	AYERS, RONALD F.	MO	2737	59	21	6:13	2:43:15.6
11	HENRY, BILLY	TX	748	76	20	6:17	2:45:07.3
12	MCKIMMEY, STEVE D.	TX	235	93	20	6:20	2:46:25.9
13	COX, RICKY	TX	2754	108	21	6:23	2:47:32.1
14	BREITENSTEIN, PAUL	TX	2501	117	20	6:23	2:47:40.8
15	SEEMAN, ROGER A	MI	2587	119	21	6:24	2:47:57.5
16	MACUBA, CARL J.	IL	826	127	21	6:26	2:48:42.5
17	CAMPBELL, CHRIS	TX	1388	129	18	6:26	2:48:53.6
18	BOHERSON, JIM D.	TX	119	134	21	6:27	2:49:17.7
19	ELYEA, KENT	KS	1908	143	20	6:29	2:50:05.5
20	NELSON, STEVEN B.	TX	1081	148	18	6:29	2:50:17.6
21	JARZYNSKA, RANDY E.	NE	89	146	21	6:30	2:50:26.9
22	VANNETT, BILLY S.	OK	2544	148	17	6:30	2:50:43.6
23	LARSON, DAVID E.	TX	1208	181	18	6:38	2:54:08.0
24	HOEKSTRA, JAMES T.	TX	243	214	19	6:43	2:56:09.4
25	SALIBA, STEPHEN M.	TX	289	215	20	6:43	2:56:19.0
26	CALDWELL, CHRIS T	TX	267	227	21	6:45	2:56:59.2
27	KOCH, KYLE M.	TX	172	228	18	6:45	2:57:02.4
28	MCCASKILL, WILLIAM S.	TX	2675	235	21	6:45	2:57:18.9
29	FISHER, DANNY G.	KS	1648	237	17	6:46	2:57:39.3
30	SHEPHERD, MARK D.	OK	2478	241	20	6:47	2:57:59.3
31	PENTECCOST, MICHAEL S.	TX	2341	242	20	6:47	2:58:06.8
32	SHERWOOD, STEVE M.	OK	788	272	17	6:50	2:59:19.5
33	HILSHER, MIAE J.	TX	1076	284	19	6:51	2:59:59.9
34	RAND, DALE A.	TX	1850	304	17	6:55	3:01:23.5
35	MACKEPFRANG, KENNETH D.	OK	204	311	19	6:55	3:01:45.5
36	LARSON, MARK J.	OK	2247	331	21	6:58	3:02:57.3
37	HYRICK, CHARLES D.	TX	2061	344	17	7:00	3:03:50.7
38	LANE, JOSEPH W.	TX	275	362	21	7:03	3:05:05.9
39	HEVILLE, PAUL	TX	2107	364	18	7:03	3:05:09.4
40	WEATHERLY, DAVID S.	TX	2758	386	17	7:06	3:06:10.7
41	WOUND, RANDY J.	TX	523	424	21	7:09	3:07:47.9
42	ROEME, LARRY	TX	2298	425	17	7:10	3:07:57.4
43	MARTINEZ, JOHNNY G.	TX	1863	441	19	7:12	3:08:54.0
44	MAHONEY, ED J.	TX	1762	442	18	7:12	3:08:54.2

CLASS 05 RESULTS  
FEMALE OVER 44

POSITION	NAME	STATE	RUNNER NO.	OVERALL FINISH	AGE	PACE	FINISH TIME
----------	------	-------	------------	----------------	-----	------	-------------



CLASS 07 RESULTS  
MALE AGE 17-21

CLASS 08 RESULTS  
MALE AGE 22-27

CLASS 07 RESULTS MALE AGE 17-21							CLASS 08 RESULTS MALE AGE 22-27								
POSITION	NAME	STATE	RUNNER NO.	OVERALL FINISH	AGE	PACE	FINISH TIME	POSITION	NAME	STATE	RUNNER NO.	OVERALL FINISH	AGE	PACE	FINISH TIME
45	MICHALIK, EDDIE W.	TX	2813	461	19	7:14	3:09:44.9	1	MOTURI, BEN H.	TX	11	2	26	5:21	2:20:24.3
46	TALLEY, KENT	MO	2474	473	19	7:16	3:10:44.7	2	ZETINA, JUAN G.	TX	23	3	24	5:21	2:20:29.7
47	CARR, JACK	TX	375	494	20	7:18	3:11:48.6	3	CRANK, TED R.	KS	42	5	24	5:24	2:21:47.3
48	HERNANDEZ, CHARLIE	TX	2585	504	19	7:19	3:12:05.6	4	SHOFNER, PAUL D.	TX	19	7	24	5:30	2:24:15.5
49	DUYER, GREGORY B.	TX	2025	506	21	7:20	3:12:17.3	5	IONNEDEEN, FRED	KS	2	10	23	5:33	2:25:32.3
50	APTAKER, ROBERT D.	TX	2627	509	20	7:20	3:12:21.3	6	TODD, TYLER D.	TX	96	11	27	5:33	2:25:38.4
51	FORBES, STEPHEN S.	TX	1843	589	17	7:27	3:15:34.6	7	COOKE, STACEY E.	KS	116	14	23	5:35	2:26:48.4
52	DAVIES, II, LLOYD M.	KS	2909	609	19	7:29	3:16:33.1	8	GERMARD, JOSEPH	TX	85	15	25	5:37	2:27:32.3
53	HCCASKILL, RUSSELL M.	TX	2294	637	17	7:32	3:17:42.8	9	THOMPSON, MARC C.	TX	100	18	27	5:40	2:28:40.6
54	NELSON, MICHAEL L.	AR	3723	634	17	7:34	3:18:26.1	10	BRINKLE, WIM	TX	88	22	22	5:44	2:30:33.9
55	LONG, TIMOTHY L.	TX	589	657	21	7:35	3:19:00.7	11	KUEHN, DAVID G.	TX	1144	23	26	5:44	2:30:58.1
56	POPE, JEFFERY J.	AR	2356	669	17	7:35	3:19:08.2	12	SKAHILL, MARK T.	IA	250	26	26	5:46	2:31:21.6
57	LAUREL, BERVANDO E.	TX	227	674	18	7:36	3:19:27.2	13	HALL, HARRY	TX	90	30	22	5:48	2:32:30.5
58	RODRIGUEZ, FABLO M.	TX	767	676	21	7:36	3:19:27.9	14	TROUTMAN, ROBERT A.	TX	71	32	23	5:53	2:34:31.6
59	FITE, FREGLEY	OK	2572	695	20	7:38	3:20:13.5	15	LANCE, BING J.	TX	262	35	23	5:56	2:35:51.6
60	BUICE, JAMES R.	TX	425	704	20	7:39	3:20:34.2	16	MCCONALD, DAVID	LA	2803	36	22	5:57	2:36:16.4
61	SHARAR, THOM P.	TX	2644	721	19	7:41	3:21:31.1	17	TUCKER, STEPHEN R.	AR	2808	37	27	5:58	2:36:28.5
62	MYERS, DARREN	TX	1050	722	18	7:41	3:21:33.4	18	PONDER, MIKE	TX	265	38	26	6:00	2:37:20.9
63	HERNANDEZ, ROBERT	TX	2593	725	18	7:41	3:21:36.1	19	GIBBONS, ROBERT C.	TX	273	41	24	6:03	2:38:41.3
64	LANGLEY, JACK L.	TX	2710	740	21	7:43	3:22:27.2	20	SENNETT, HOWARD D.	AR	270	42	26	6:03	2:38:47.0
65	VERSIFELT, JOSEPH W.	TX	1527	791	20	7:47	3:24:29.4	21	KIMBAL, BERIC E.	TX	47	43	26	6:04	2:39:17.2
66	RICHARDS, RAYMOND A.	OK	2381	796	19	7:48	3:24:49.4	22	MATHEWS, DAVID H.	CO	82	46	27	6:05	2:39:40.0
67	MCNABB, WES L.	TX	2540	816	17	7:50	3:25:48.5	23	TAI, FRANK	CO	191	97	25	6:12	2:42:48.9
68	WALTER, CRAIG	TX	2241	888	17	7:56	3:28:15.1	24	LEWIS, SAM H.	TX	195	60	27	6:14	2:43:39.7
69	NECKAR, TIM H.	TX	2122	938	19	8:00	3:29:47.9	25	SKINNER, ROBERT P.	TX	1610	67	24	6:15	2:43:56.6
70	PADEL, VIRAN N.	TX	1192	964	17	8:02	3:31:01.8	26	CHESKY, ERIC C.	KS	201	68	22	6:15	2:44:02.7
71	HILLER, BRIAN	TX	1888	984	17	8:04	3:31:52.5	27	BRATTEN, KEITH E.	TX	246	69	22	6:18	2:44:06.7
72	HAYE, DOUGLAS J.	TX	2383	1117	21	8:19	3:38:05.5	28	DENSON, DAVID H.	TX	2427	75	27	6:17	2:45:04.9
73	CRADY, STEVE	TX	1354	1148	18	8:23	3:39:51.6	29	ABRUNA, HECTOR D.	TX	2210	86	27	6:19	2:45:53.5
74	POTTER, JERRY E.	TX	566	1155	21	8:23	3:40:04.8	30	LAURIZIO, DANIEL C.	KS	1814	86	27	6:20	2:46:10.2
75	BETZ, RANDY B.	TX	1077	1196	20	8:28	3:42:07.8	31	KALMAR, PETER J.	IA	228	92	24	6:20	2:46:25.4
76	LITTLETON, JEFF M.	TX	2228	1203	20	8:28	3:42:18.6	32	SMITH, LYLE A.	LA	2707	96	22	6:21	2:46:37.1
77	NIXON, JEFF A.	KS	2414	1200	17	8:31	3:43:23.1	33	MURPHY, FRANK J.	MO	1813	105	27	6:23	2:47:29.3
78	MASCIBENI, DANNY G.	TX	2036	1248	18	8:32	3:43:59.2	34	DYSON, RANDALL I.	TX	861	106	27	6:23	2:47:30.3
79	CULBERTSON, DON G.	TX	2818	1292	21	8:37	3:46:05.7	35	TELFAIR, WAYNE B.	TX	272	108	27	6:25	2:47:32.6
80	HODRE, KENT	TX	2640	1380	19	8:46	3:50:02.5	36	GASTON, JOHN D.	AR	85	121	20	6:28	2:48:16.6
81	HONTOVA, DOMINIC F.	TX	2857	1384	19	8:46	3:50:08.7	37	MCCOY, PHIL C.	MO	2806	130	22	6:26	2:49:05.3
82	RIGS, JESUS	TX	2413	1390	21	8:47	3:50:25.0	38	MICHELL, STEPHEN P.	LA	2362	132	24	6:27	2:49:15.3
83	COLEMAN, TONY C.	MS	1115	1420	19	8:50	3:51:38.8	39	MARSHALL, CRAIG E.	KS	1907	137	22	6:27	2:49:23.4
84	VACEK, MARK A.	TX	580	1494	21	8:58	3:55:06.9	40	ROMAN, MARK J.	TX	29	139	26	6:28	2:49:33.7
85	HAWLETT, JOHN L.	TX	2726	1496	17	8:58	3:55:10.5	41	FLOWERS, DAVID A.	CO	568	164	24	6:34	2:52:35.1
86	ALBRIGHT, SPENCER D.	TX	982	1513	19	9:00	3:56:06.4	42	KERVIN, RICK J.	TX	1206	174	25	6:36	2:53:13.0
87	SMITH, STUART G.	TX	1714	1521	21	9:00	3:56:17.5	43	CALBER, STEVE D.	OK	235	177	22	6:37	2:53:31.4
88	BAKER, STEVEN B.	TX	1464	1535	17	9:01	3:56:49.9	44	FASSLER, JEROME P.	KS	2005	178	22	6:38	2:53:59.5
89	GARRETT, NED D.	AR	2157	1556	20	9:03	3:57:37.5	45	SEALE, JAMES L.	TX	1997	184	23	6:38	2:54:14.8
90	NICHOLAS, DONALD G.	TX	2291	1621	21	9:09	4:00:01.6	46	LINER, JIM P.	LA	1890	187	26	6:39	2:54:27.9
91	TRAXLER, KEVIN C.	TX	2492	1694	17	9:13	4:01:47.2	47	KILOUFF, JAN E.	TX	2225	202	25	6:41	2:55:40.6
92	COOPER, MICHAEL O.	TX	2292	1695	21	9:20	4:04:47.6	48	KLEIN, KEVIN W.	TX	1024	219	24	6:43	2:56:30.2
93	PAYNE, KENNETH L.	OK	2097	1712	21	9:22	4:05:48.7	49	GARGOTTA, CRAIG A.	TX	282	224	22	6:44	2:56:49.3
94	GILLEN, SEAN P.	TX	2654	1799	19	9:35	4:11:37.8	50	SWEENEY, FRANCIS J.	TX	196	230	27	6:45	2:57:06.4
95	RODDY, JEFF H.	TX	2859	1851	18	9:46	4:16:26.9	51	SALLING, RICK	MS	2787	231	27	6:45	2:57:07.5
96	FROELICH, JOSEPH G.	TX	1164	1854	19	9:47	4:16:40.9	52	ARIT, PAUL R.	OK	975	234	25	6:45	2:57:18.4
97	BURNS, ROBERT B.	AR	2158	1933	21	10:04	4:23:59.7	53	VOYTA, JOHN C.	TX	875	208	27	6:46	2:57:37.7
98	BROCK, ALAN L.	TX	2167	1976	18	10:14	4:28:30.2	54	ZAVALA, RUBEN	TX	219	243	26	6:47	2:58:08.3
99	DAYAN, CHRISTOPHER S.	TX	954	1983	19	10:16	4:29:19.8	55	KEETON, BRAD	OK	723	252	23	6:48	2:58:27.5
100	HARPER, LESTER S.	TX	2833	1992	21	10:20	4:30:57.7	56	HOWARD, MARION L.	TX	2679	257	24	6:48	2:58:43.2
101	EATON, DAVID W.	TX	2759	1995	21	10:20	4:31:20.2	57	ROBERTS, RANDY L.	TX	1600	261	22	6:49	2:58:56.9
102	HIRSCH, RANDALL D.	TX	659	2001	18	10:22	4:31:52.8	58	MILLIGAN, CHRISTOPHER	IL	948	266	22	6:49	2:59:07.6
103	PIERCE, RICKY D.	TX	2635	2044	21	10:36	4:38:03.4	59	CITTHAR, CRAIG A.	IL	1749	269	27	6:50	2:59:12.3
104	HILL, DANIEL M.	TX	983	2048	19	10:37	4:38:35.7	60	LIGHTFOOT, ROBERT T.	TX	2839	273	27	6:50	2:59:22.9
105	PERRY, STEVE S.	OK	2845	2072	17	10:40	4:41:15.4	61	BAKER, RONALD S.	TX	825	276	22	6:50	2:59:31.3
106	BURROW, ROBERT K	TX	2609	2132	20	11:15	4:55:07.6	62	KREMER, JEFF T.	TX	2344	278	22	6:51	2:59:49.9
107	JONES, EDDIE R.	TX	1951	2135	21	11:16	4:55:42.8	63	HANSEN, NOEL W.	TX	2532	279	24	6:51	2:59:50.1
108	HARRIS, SPEEDY	TX	506	2136	19	11:17	4:55:59.5	64	SAGE, JR, ROGER E.	TX	1989	282	24	6:51	2:59:55.6
109	AHR, ROBERT	TX	2660	2141	17	11:20	4:57:18.0	65	NEEL, GARY	TX	2535	283	26	6:51	2:59:58.9
110	NOWICKI, RAY	TX	1544	2143	20	11:20	4:57:21.1	66	PENN, ROBERT M.	CO	2335	293	23	6:53	3:00:39.7
								67	ALEXANDER, ROBERT F.	TX	382	294	26	6:53	3:00:43.0
								68	QUINNUP, ROY E.	TX	2673	295	26	6:53	3:00:44.0
								69	DARBY, DANIEL R.	KS	2721	310	23	6:55	3:01:42.7
								70	BGATRIGHT, DAN	TX	232	312	22	6:56	3:01:50.4
								71	HIGLORING, PAUL A.	OK	831	316	26	6:56	3:01:56.5
								72	SPEARS, MATT A.	TX	2001	319	22	6:56	3:02:09.7
								73	HEINS, MARK H.	TX	1898	324	27	6:58	3:02:42.3
								74	BATES, ROBERT P.	OK	2402	325	27	6:58	3:02:49.5
								75	BERADINO, PETER P.	TX	240	326	27	6:58	3:02:52.8
								76	ABERCROMBIE, WALT	TX	1118	339	24	7:00	3:03:37.4
								77	CARROLL, TIMOTHY W.	TX	2503	342	22	7:00	3:03:50.3
								78	YOUNGER, RICHARD L.	KS	1323	353	22	7:02	3:04:38.0
								79	RICE, PHILLIP W.	TX	1622	360	23	7:03	3:05:01.3
								80	VELA, ISMAEL	TX	1990	363	23	7:03	3:05:06.9
								81	WIBLE, DANNY J.	TX	597	371	27	7:04	3:05:26.6
								82	ORT, JOHN E.	TX	2140	383	27	7:05	3:05:37.8
								83	LACY, STEPHEN L.	TX	1460	397	25	7:06	3:06:24.4
								84	GAJENSKI, MARK L.	TX	2023	444	25	7:12	3:08:55.3
								85	FREDERICK, REX C.	TX	1093	449	26	7:12	3:09:11.1
								86	ISOM, JOHN P.	TX	1915	450	27	7:13	3:09:15.6
								87	FENNEHA, STEVEN G.	OK	663	457	24	7:13	3:09:38.2
								88	KING, SCOTT	LA	2412				

CLASS 08 RESULTS  
MALE AGE 22-27

CLASS 08 RESULTS  
MALE AGE 22-27

POSITION	NAME	STATE	RUNNER NO	OVERALL FINISH	AGE	PACE	FINISH TIME	POSITION	NAME	STATE	RUNNER NO.	OVERALL FINISH	AGE	PACE	FINISH TIME
101	FASSLER, JOSEPH M.	KS	2004	554	23	7:24	3:14:09.7	201	MULRY, JAESS H.	TX	2036	1331	26	8:41	3:48:06.3
102	RICHEL, GARY W.	TX	2416	560.	25	7:24	3:14:20.4	202	TURNER, THOMAS C.	TX	585	1367	25	8:45	3:49:41.4
103	CLARK, STEVEN D.	KS	2483	561	26	7:24	3:14:21.7	203	BURNS, CHRIS K.	TX	2202	1373	26	8:46	3:49:32.0
104	RAYKOVICH, JOHN R.	TX	848	567	26	7:25	3:14:45.6	204	KESSLER, MICHAEL	AI	364	1376	25	8:46	3:49:34.2
105	WILLIAMS, STEPHEN B	TX	966	570	27	7:25	3:14:50.7	205	TRESHER, RICHARD S	TX	1858	1377	25	8:46	3:50:00.5
106	VALDEZ, CARLOS	TX	1920	576	27	7:26	3:15:09.9	206	CHARZT, GENARD T.	TX	2310	1386	26	8:46	3:50:16.1
107	SEJGER, LON H.	OK	1324	578	24	7:26	3:15:15.2	207	NICHOLS, JACKIE D.	TX	2534	1392	27	8:47	3:50:27.7
108	TAYLOR, NORMAN J.	TX	1166	588	23	7:27	3:15:01.8	208	AULT, JIM A.	AR	1480	1400	27	8:48	3:50:45.6
109	STREGE, DOUGLAS K.	IN	1178	602	23	7:29	3:16:20.6	209	RAMIREZ, SAUL I.	TX	1295	1402	24	8:48	3:50:50.6
110	SMITH, RONALD A.	AR	2139	606	27	7:29	3:16:20.9	210	RICH, RONALD K.	TX	2302	1408	25	8:48	3:51:08.3
111	MUGAGDE, JERRY	TX	2825	618	27	7:30	3:16:54.9	211	COLEMAN, ANDY C.	TX	1156	1421	23	8:50	3:51:39.4
112	MORITZ, DAVID A.	TX	1815	629	27	7:31	3:17:16.0	212	HILLER, RICHARD E.	LA	1709	1424	26	8:50	3:51:46.2
113	HEADS, ALAN D.	LA	1179	630	26	7:31	3:17:22.3	213	JOHNSON, RICHARD A.	MO	2760	1447	27	8:53	3:52:59.2
114	SANDERS, JAMES A.	TX	340	646	25	7:33	3:18:06.7	214	BENIGER, JAYME S.	TX	1950	1449	25	8:53	3:53:03.5
115	REINHARDT, PAUL A.	TX	634	651	26	7:33	3:18:20.2	215	HANZLICEK, DALE D.	MS	1955	1455	27	8:54	3:53:23.5
116	DILLA, WILLIAM N.	TX	1367	657	25	7:34	3:18:28.3	216	BROWN, BRITT C.	TX	937	1469	27	8:56	3:54:14.1
117	PASLEY, DAVE	MO	689	672	25	7:36	3:19:26.3	217	DIEFENTHALER, ANDREW	TX	963	1489	27	8:57	3:54:57.0
118	BAUGHN, GARY R.	CO	1233	685	25	7:37	3:20:00.8	218	MILLER, DAVID L.	TX	1826	1491	23	8:57	3:54:59.4
119	HULLER, RICK H.	TX	2399	687	23	7:37	3:20:04.0	219	WAAGE, MARK L.	TX	2615	1497	24	8:58	3:55:12.6
120	EDGAR, ROBERT T.	TX	1653	694	25	7:38	3:20:11.9	220	HUGHES, KENT A.	TX	1854	1507	22	8:59	3:55:43.9
121	LECLERC, KENNETH M.	TX	1635	696	24	7:38	3:20:15.8	221	ARIN, DANIEL L.	TX	1058	1520	23	9:00	3:56:14.7
122	DUGAN, DANIEL H.	KS	1484	697	24	7:38	3:20:17.5	222	ELLIOTT, TOMMY R.	TX	2672	1534	27	9:02	3:56:51.1
123	STRAIT, ALVIN B.	AR	1623	703	27	7:39	3:20:40.2	223	BRDOKS, RANDY S.	TX	514	1538	27	9:02	3:56:54.0
124	OEJESU, NICK	TX	2807	716	22	7:40	3:21:15.8	224	POTTER, DAVID N.	TX	505	1552	22	9:03	3:57:02.4
125	CHURCH, STEPHEN W.	TX	1096	728	24	7:41	3:21:42.4	225	DURAN, JOHN J.	TX	2720	1572	23	9:05	3:58:13.6
126	REIMAN, MICHAEL D.	TX	561	732	26	7:41	3:21:46.4	226	STRADER, BOB J.	TX	2003	1578	27	9:05	3:58:20.5
127	KING, DAVID D.	OK	1879	740	25	7:43	3:22:22.9	227	NORIEGA, JESUS	DS	2275	1583	26	9:05	3:58:33.2
128	HAMM, STEVE E.	TX	2420	748	25	7:44	3:22:49.0	228	SUTHERLAND, JIM H.	OK	1517	1585	27	9:06	3:58:37.7
129	GROSSE, IAN R.	TX	1180	760	23	7:45	3:23:15.4	229	STANCIL, THERON N.	TX	2065	1587	25	9:06	3:58:47.0
130	COUTURE, RICHARD J.	IL	461	768	24	7:45	3:23:33.6	230	HEWITT, DAVID A.	TX	1797	1589	24	9:06	3:58:49.8
131	REICHENSTEIN, KURT	TX	1869	772	27	7:46	3:23:48.5	231	ELLISON, PAUL R.	CO	2120	1601	27	9:07	3:59:03.7
132	TULLY, KEVIN	OK	1582	783	23	7:47	3:24:14.9	232	LOCKIN, DOUGLAS P.	TX	998	1610	26	9:07	3:59:25.1
133	QUELT, KEN L.	TX	1176	789	27	7:47	3:24:24.1	233	GERR, ROGER L.	IL	595	1661	25	9:14	4:02:10.4
134	COX, CHRISTOPHER P.	TX	2131	794	27	7:48	3:24:32.0	234	WOODS, KEVIN	TX	2759	1677	23	9:17	4:03:30.3
135	GRANLY, ROBERT D.	TX	2445	812	24	7:50	3:25:38.9	235	PASCHEN, JOE L.	TX	1106	1685	25	9:18	4:04:08.8
136	PLAM, RIGUEL	TX	1089	815	26	7:50	3:25:45.2	236	HADDOCK, MICHAEL D.	TX	2736	1687	24	9:18	4:04:12.8
137	MCGOUGH, JAMES D.	TX	2674	831	27	7:52	3:26:38.8	237	COCKER, MARK A.	TX	2172	1706	26	9:21	4:05:25.7
138	DORANUS, JEFF	TX	990	839	23	7:53	3:26:59.9	238	KWIGHT, BILL	TX	1607	1725	27	9:24	4:06:45.6
139	DELGADO, VICTOR H.	TX	1299	844	23	7:53	3:27:05.5	239	PILORIM, BILL J.	TX	1977	1728	27	9:25	4:06:54.1
140	BRASCHWITZ, ERIC P.	TX	1274	849	25	7:54	3:27:14.8	240	VERNON, JOHN M.	TX	434	1731	27	9:25	4:07:13.9
141	COOPER, HUGH F.	OK	2318	852	25	7:54	3:27:21.1	241	RAHIMI, SHAMRAM S.	TX	2372	1735	23	9:26	4:07:44.5
142	KLEINHANS, ROBERT J.	MS	2733	856	27	7:54	3:27:23.4	242	FRANK, BRYAN L.	TX	1239	1747	24	9:28	4:08:23.2
143	HAKKINS, JOHN G.	OK	2354	862	27	7:55	3:27:25.6	243	BULLOCK, FRANK N.	TX	516	1751	25	9:29	4:08:49.0
144	LAWRENCE, GARY W.	TX	837	887	23	7:56	3:28:13.7	244	COPELAND, RONNIE D.	OK	1530	1752	27	9:29	4:08:50.1
145	LEEMIS, LAWRENCE M.	TX	2438	892	23	7:56	3:28:21.3	245	WHYTE, RICHARD A.	TX	2832	1768	23	9:31	4:09:47.3
146	KREDITOR, MARK H.	MA	2822	905	22	7:57	3:28:46.0	246	HADDELL, RICEY L.	TX	2444	1781	23	9:32	4:10:17.3
147	LEON, LARRY F.	TX	1364	908	26	7:57	3:28:49.8	247	RUSSELL, CHARLES R.	TX	1352	1792	26	9:34	4:11:09.5
148	ALAGON, JAVIER	TX	2274	920	23	7:58	3:29:17.2	248	JOHANSON, MIKE	TX	1946	1803	23	9:36	4:11:43.8
149	KLEIN, RANDEL K.	TX	1563	922	25	7:59	3:29:22.5	249	COURSON, DAN C.	TX	2676	1824	26	9:40	4:13:52.8
150	SCHIFF, CAREY T.	LA	2147	924	26	7:59	3:29:23.7	250	HADEN, KELLY T.	TX	972	1846	24	9:46	4:16:10.0
151	VITERIBE, MICHAEL J.	TX	1516	926	23	7:59	3:29:30.2	251	HARRIS, DAVE	TX	2614	1848	23	9:46	4:16:13.6
152	DAVIS, RODNEY H.	TX	2376	933	24	7:59	3:29:37.3	252	SUELTFUSS, PAUL E.	TX	376	1895	27	9:54	4:19:30.5
153	FULENIOWER, KEITH L.	TX	317	934	23	7:59	3:29:39.5	253	SPENCER, SAMUEL S.	AR	2698	1914	22	9:59	4:22:02.4
154	KREHBIEL, KEN L.	KS	1585	939	27	8:00	3:29:51.2	254	DELEON GARCIA, ALBERTO	NL	372	1916	25	9:59	4:22:09.1
155	BEZDEK, LARRY J.	TX	1774	957	22	8:01	3:30:37.5	255	FLIES, LARRY O.	TX	2746	1927	24	10:02	4:23:26.5
156	KRISTENSEN, DAVID H.	MS	2700	962	27	8:02	3:30:51.7	256	ABREU, GEORGE	TX	366	1959	25	10:11	4:27:03.4
157	BERKOWITZ, LENARD F.	TX	1870	963	24	8:02	3:30:52.1	257	SCHNEZ, SCOTT W.	AR	1481	1997	24	10:21	4:31:42.3
158	PITCHKOLAN, STEVE	OK	2823	966	24	8:03	3:31:04.0	258	WASSON, MICHAEL H.	TX	2211	2014	23	10:26	4:33:35.0
159	EDWARDS, KENNETH L.	TX	1928	968	27	8:03	3:31:07.7	259	SCHNITZLIUS, TOM E.	TX	700	2039	27	10:33	4:36:57.0
160	HARJE, DAVID J.	TX	1937	971	24	8:03	3:31:16.6	260	GOSSETT, MONY L.	TX	1244	2053	25	10:39	4:39:21.4
161	BOSEWELL, BRAD H.	TX	1263	977	24	8:05	3:32:11.2	261	MORRISON, DON D.	TX	2417	2061	26	10:40	4:39:58.5
162	VOELZ, JOEL T.	TX	1384	1003	27	8:06	3:32:26.6	262	WEBER, ROBIN W.	TX	355	2071	26	10:43	4:41:11.1
163	SMITH, SCOTT M.	AR	2051	1004	27	8:06	3:32:27.4	263	SCHUBE, CHARLES O.	TX	430	2082	26	10:51	4:44:36.5
164	BOUTIS, GEORGE T.	TX	2044	1007	23	8:06	3:32:31.9	264	PETREE, CHARLES S.	TX	2194	2092	27	10:58	4:47:36.5
165	HORCNEH, STEPHEN D.	TX	1546	1012	24	8:06	3:32:38.1	265	FALUK, OENE T.	TX	1831	2093	26	10:58	4:47:48.8
166	DAURIA, LEWIS	TX	1523	1013	25	8:06	3:32:39.7	267	REEVES, MAYNARD E.	TX	2366	2104	24	11:02	4:49:29.0
167	KEENAN, WILLIAM K.	IL	2791	1019	24	8:07	3:33:10.4	268	SCHANBERGER, ROLAND	TX	2740	2122	25	11:08	4:51:56.2
168	POORE, DANIEL F.	TX	1151	1049	27	8:12	3:35:03.6	269	HUGHES, HAL I.	TX	1133	2144	27	11:20	4:57:24.1
169	FORD, KEVIN L.	TX	1049	1075	26	8:14	3:36:09.6	270	PUCKETT, JERRY	TX	539	2154	25	11:30	5:01:38.6
170	MONSALVE, GUILLERMO A.	TX	1023	1078	23	8:14	3:36:16.8	271	GRIFFIS, STEVEN R.	TX	2089	2160	27	11:31	5:02:18.7
171	HICKMAN, WILLIAM L.	OK	2108	1079	27	8:15	3:36:21.5	272	GONZA, JR., ROBERT	TX	2663	2180	22	12:01	5:15:13.0
172	ARNOTT, DAVID M.	TX	1773	1085	26	8:15	3:36:38.9								
173	MILLER, BEN W.	WI	2680	1116	23	8:18	3:38:02.9								
174	BOGART, CLIFF J.	TX	2243	1121	26	8:19	3:38:12.3								
175	CASTLE, SCOTT D.	OK	2329	1129	26	8:20	3:38:39.6								
176	STANFORD, ALLAN R.	AR	2168	1129	25	8:21	3:39:02.5								
177	POLLACK, ROGER L.	TX	2613	1138	27	8:22	3:39:35.0								
178	ENSLAW, DON A.	LA	1944	1139	25	8:22	3:39:36.2								
179	PIERCE, IAN D.	TX	2316	1149	24	8:23	3:39:52.6								
180	NICHOLS, JOEY D.	OK	1833	1154	23	8:23	3:40:02.2								
181	HAUBS, EDWARD E.	TX	1357	1156	24	8:23	3:40:06.0								
182	SMITH, BARRY D.	TX	504	1157	25	8:23	3:40:07.2								
183	SHROPSHIRE, DANIEL B.	TX	1970	1175	22	8:23	3:40:51.4								
184	SMITH, MARK H.	TX													

CLASS 09 RESULTS  
MALE AGE 28-33

CLASS 09 RESULTS  
MALE AGE 28-33

Table with 14 columns: POSITION, NAME, STATE, RUNNER NO., OVERALL FINISH, AGE, PACE, FINISH TIME, POSITION, NAME, STATE, RUNNER NO., OVERALL FINISH, AGE, PACE, FINISH TIME. It lists 100 runners and their race results.

CLASS 09 RESULTS  
MALE AGE 28-33

CLASS 09 RESULTS  
MALE AGE 28-33

POSITION	NAME	STATE	RUNNER NO.	OVERALL FINISH	AGE	PACE	FINISH TIME
201	MCHUGH, MICHAEL T.	TX	1129	828	28	7:52	3:26:28.3
202	BASS, RONALD	MS	2523	829	33	7:52	3:26:37.5
203	HARPER, BARRY J.	TX	2166	838	32	7:53	3:26:39.0
204	MIRANOW, JOSEPH S.	OK	1212	863	29	7:55	3:27:36.9
205	NEFSKY, ROBERT L.	NE	2251	868	27	7:55	3:27:43.0
206	CDLE, RICK D.	TX	1079A	869	31	7:55	3:27:45.5
207	KETTELHUT, MICHAEL C.	TX	2104	871	33	7:55	3:27:48.3
208	FRATES, JOSEPH A.	OK	549	872	32	7:55	3:27:48.7
209	MOREHEAD, RONALD D.	TX	587	875	31	7:55	3:27:54.7
210	LUTKO, CHRISTOPHER S.	TX	2542	876	29	7:53	3:27:53.7
211	LEDVINA, JOE C.	TX	2026	879	30	7:57	3:28:45.5
212	BISARNSKI, TANONGSAK	TX	2547	883	32	7:56	3:28:07.0
213	GRAY, STEPHEN J.	TX	1770	884	33	7:56	3:28:09.0
214	DUKE, CHARLES D.	TX	2028	886	33	7:56	3:28:11.7
215	HUMPHREYS, ROBERT H.	TN	2429	890	29	7:56	3:28:16.2
216	HUERTA, JOSE	TX	2579	894	33	7:56	3:28:22.3
217	COLLINS, JAMES C.	TX	1975	897	32	7:57	3:28:28.0
218	TRACY, KEVIN H.	TX	2782	900	29	7:57	3:28:38.5
219	MILLER, HOWARD B.	TX	2433	904	30	7:57	3:28:45.5
220	CX, EDDIE W.	OK	911	914	28	7:58	3:28:56.1
221	AVRES, WILLIAM F.	TX	2743	919	31	7:58	3:29:16.4
222	HARPER, JIMMY R.	TX	2339	925	32	7:59	3:29:24.2
223	LEWIS, BILLY A.	TX	958	927	31	7:59	3:29:27.8
224	BLAKELY, DAVID M.	TX	2738	935	31	7:59	3:29:44.2
225	BUSTAMANTES, ANASTACIO	TX	2479	942	32	8:00	3:29:58.0
226	CALLAWAY, MARK W.	LA	618	948	31	8:01	3:30:21.1
227	JACKSON, CHARLES F.	OK	2370	958	33	8:02	3:30:39.6
228	HARD, ROBERT L.	OK	1500	967	31	8:03	3:31:06.7
229	SHOFF, THOMAS C.	TX	1364	973	29	8:04	3:31:30.5
230	FISSER, DAVID L.	TX	2066	975	33	8:04	3:31:32.4
231	WILSON, JOHN W.	TX	2476	978	33	8:04	3:31:37.7
232	WHEAT, JOHN W.	TX	1433	987	32	8:05	3:31:59.0
233	SULLIVAN, BRUCE J.	TX	317	988	31	8:05	3:31:59.4
234	HARTWICK, DAYRON L.	AR	1903	989	30	8:05	3:31:59.9
235	WEICHERT, STEPHEN C.	OK	556	992	32	8:05	3:32:03.8
236	HUXM, RICHARD H.	TX	1253	1001	33	8:05	3:32:21.8
237	MIKSON, CHUCK	TX	1000	1009	33	8:06	3:32:36.0
238	MENDENHALL, MARK E.	TX	1209	1010	32	8:06	3:32:37.2
239	PHILLIPS, JOE H.	TX	2638	1016	30	8:07	3:32:58.7
240	HOLLINGSWORTH, GARY L.	TX	1285	1018	29	8:07	3:33:03.1
241	BOSTON, RICHARD L.	NE	1315	1020	32	8:08	3:33:18.4
242	TURNER, RICK A.	TX	2616	1022	32	8:08	3:33:20.4
243	HURLEY, JOHN M.	TX	2582	1025	32	8:08	3:33:25.6
244	DUNAHAY, WILLIAM F.	AR	1900	1030	33	8:08	3:33:34.9
245	ROSE, DON R.	TX	1254	1037	33	8:10	3:34:20.0
246	TASER, JAMES E.	OK	1476	1041	32	8:11	3:34:43.7
247	CHASTAIN, DENNIS	TX	481	1042	30	8:11	3:34:48.8
248	NIX, RICHARD A.	AR	1472	1043	28	8:11	3:34:52.6
249	MEIKLE, IAN J.	TX	1203	1044	32	8:11	3:34:54.4
250	VANDERVOORN, MARTIN J.	TX	1146	1048	32	8:12	3:35:01.8
251	PEARSON, MONTE L.	TX	1039	1056	32	8:12	3:35:15.3
252	COCK, DEREK I.	TX	1782	1060	26	8:13	3:35:29.5
253	PRAY, RON	KS	2415	1061	29	8:13	3:35:31.3
254	WITTLE, LANCE	TX	1991	1064	33	8:13	3:35:34.4
255	GIEBLER, MICHAEL L.	TX	1447	1065	31	8:13	3:35:35.5
256	BRENT, RICK L.	IA	128	1066	30	8:13	3:35:43.3
257	BURKE, TIMOTHY R.	TX	467	1068	31	8:13	3:35:49.7
258	WERNER, RONALD P.	TX	1765	1069	31	8:14	3:35:54.9
259	KEENBACHER, RON L.	TX	419	1071	29	8:14	3:35:58.1
260	GREER, MICHAEL T.	TX	2591	1072	29	8:14	3:35:59.1
261	SIMPSON, MIKE H.	TX	2454	1073	29	8:14	3:36:02.0
262	CHRISTMAN, GEORGE W.	TX	900	1086	33	8:15	3:36:43.7
263	DILLON, STEPHEN D.	NM	2667	1089	31	8:16	3:36:49.3
264	FRANKE, PAUL A.	OK	356	1095	31	8:16	3:37:02.7
265	GRADY, ROBERT M.	TX	1643	1097	30	8:16	3:37:10.7
266	RAPPERPORT, JOE	TX	981	1099	29	8:17	3:37:14.9
267	FLEMING, MICHAEL D.	TX	1926	1100	31	8:17	3:37:22.3
268	OKER, KENT A.	TX	1060	1110	30	8:18	3:37:42.5
269	ORANGER, WILLIAM R.	TX	1580	1111	32	8:18	3:37:44.2
270	LELAND, STEPHEN J.	TX	771	1114	31	8:18	3:37:52.4
271	HILL, STEVEN W.	TX	2010	1122	30	8:19	3:38:14.8
272	PITTMAN, GEORGE H.	TX	2049	1124	32	8:19	3:38:29.1
273	MOREMAN, BILL	TX	2030	1142	33	8:22	3:39:41.9
274	GRAHAM, GRIMSLEY O.	AR	1856	1145	31	8:22	3:39:45.9
275	CHANSIOR, STEPHEN D.	TX	2501	1147	31	8:23	3:39:50.7
276	HILLCAN, KIRK H.	TX	982	1151	29	8:23	3:39:53.5
277	ALMENDAREZ, FRANK	TX	1608	1153	33	8:23	3:39:59.5
278	CHRISTENSEN, BRUCE A.	TX	424	1160	31	8:23	3:40:11.8
279	BIRCH, STEFF	TX	1103	1163	31	8:24	3:40:20.3
280	KUEHN, KENNETH O.	TX	2658	1170	30	8:25	3:40:44.1
281	BURKHALTER, HAROLD	TX	373	1178	29	8:25	3:41:01.4
282	MCCLAIN, TROY	TX	548	1182	33	8:25	3:41:06.0
283	FORNERO, DAN K.	AR	1470	1186	30	8:26	3:41:21.0
284	WANGLER, DANIEL J.	TX	341	1189	31	8:27	3:41:49.8
285	BUSKNESS, DAVID E.	TX	2641	1194	33	8:28	3:42:02.2
286	MULLER, JOHN C.	TX	2617	1199	31	8:28	3:42:11.6
287	ALLEN, JEFFREY N.	KS	1240	1202	31	8:28	3:42:17.8
288	CONNOR, MICHAEL	TX	2468	1207	29	8:29	3:42:29.3
289	HENNEBERG, BILL	KS	1034	1208	33	8:29	3:42:36.5
290	KENNEY, FREDERICK C.	TX	1695	1210	30	8:29	3:42:40.6
291	BITSWORTH, MICHAEL H.	AR	686	1214	28	8:29	3:42:43.6
292	FUGATE, DENNIS L.	TX	2188	1217	29	8:30	3:42:55.0
293	LUXTON, RANDY	TX	1938	1223	28	8:30	3:43:09.9
294	DARRIG, CHUCK G.	TX	831	1228	31	8:30	3:43:13.3
295	WARD, EDWARD V.	MD	1483	1229	30	8:31	3:43:20.1
296	TURNER, JEFFREY A.	TX	1098	1233	29	8:31	3:43:30.2
297	TRICE, CLARENCE E.	AR	1482	1236	28	8:31	3:43:44.8
298	LASKOWICZ, JAMES H.	TX	1955	1241	33	8:32	3:43:51.4
299	BASSETT, CHUCK L.	TX	1261	1249	29	8:32	3:44:04.0
300	SPENCER, II, RALPH D.	TX	2462	1253	29	8:33	3:44:15.5

POSITION	NAME	STATE	RUNNER NO.	OVERALL FINISH	AGE	PACE	FINISH TIME
301	ASBURY, WILLIAM L.	OK	1511	1259	30	8:33	3:44:30.3
302	LANE, JOHN L.	TX	2817	1262	31	8:34	3:44:42.5
303	MARTIN, JEFFERY L.	KS	444	1268	30	8:34	3:44:59.2
304	SHOPES, DANNY G.	OK	441	1271	33	8:35	3:45:11.9
305	FISHER, MARSHALL L.	LA	2361	1272	29	8:35	3:45:18.1
306	MCRAE, JOSEPH L.	TN	1221	1275	28	8:35	3:45:22.6
307	WHITE, MARK T.	TX	2311	1277	33	8:35	3:45:24.3
308	SHINDLE, HACK E.	TX	2546	1278	32	8:35	3:45:27.4
309	WHITTINGTON, RICK H.	LA	2625	1285	29	8:36	3:45:41.8
310	STEWART, HAYNE G.	MO	1018	1287	31	8:36	3:45:46.7
311	MALCOLMSON, KEN S.	TX	2183	1291	28	8:37	3:45:03.9
312	PACHE, GEORGE R.	TX	459	1293	32	8:37	3:46:07.4
313	EDWARDS, DEAN P.	TX	1596	1295	33	8:37	3:46:18.5
314	MOFFETT, PETE	TX	362	1300	33	8:38	3:46:27.8
315	SCHOTT, WADE H.	TX	965	1304	33	8:38	3:46:36.6
316	LEBLANC, RICHARD A.	TX	1626	1308	30	8:38	3:46:42.0
317	HIRST, DELBERT W.	TX	2178	1310	28	8:38	3:46:45.5
318	FIEDLER, CHARLES M.	TX	759	1316	33	8:39	3:47:05.9
319	ROSSETT, KENNETH H.	TX	1207	1320	29	8:39	3:47:10.4
320	SICA, DOMENIC A.	TX	2249	1321	31	8:40	3:47:16.2
321	FULLER, STEVEN R.	MO	384	1329	32	8:41	3:47:57.7
322	BOMAR, JACK L.	TX	1553	1332	30	8:42	3:48:10.5
323	BRENNAN, BILL J.	KS	2308	1333	32	8:42	3:48:13.2
324	JOHNSTONE, GARY W.	TX	1852	1336	28	8:42	3:48:18.4
325	BOYD, WILLIAM D.	TX	2067	1337	32	8:42	3:48:20.0
326	EISCHSTADT, TONY L.	TX	455	1341	28	8:42	3:48:24.8
327	DEGNAN, THOMAS F.	TX	647	1342	28	8:42	3:48:25.7
328	ROOKER, THOMAS A.	TX	525	1343	32	8:42	3:48:27.1
329	BLACK, BO	AR	2148	1344	33	8:43	3:49:33.0
330	CLARK, MICHAEL B.	TX	1860	1366	32	8:45	3:49:40.0
331	HUGHES, WILLIAM J.	TX	2254	1369	31	8:45	3:49:43.6
332	LEWIS, HOLLIS C.	TX	2565	1372	33	8:45	3:49:50.6
333	MALACHI, ELLIOT	TX	1306	1380	29	8:46	3:50:07.8
334	EAGER, CECIL H.	TX	921	1391	32	8:47	3:50:25.9
335	SHANK, JOHN P.	TX	1743	1398	31	8:47	3:50:49.2
336	KUCHARSKI, ROBERT C.	OK	1996	1401	32	8:48	3:50:47.6
337	TRIMMER, GEORGE R.	TX	1803	1413	33	8:49	3:51:14.0
338	ULRICH, JAMES F.	TX	1783	1416	29	8:49	3:51:22.9
339	NORTH, HANK L.	TX	2525	1419	32	8:50	3:51:38.1
340	GASC, JOHN R.	TX	1140	1426	30	8:50	3:51:53.2
341	LYNCH, JOE T.	TX	1564	1433	32	8:51	3:52:03.7
342	SOTO, JOSE L.	TX	1114	1437	28	8:51	3:52:24.7
343	FULDA, HENRY C.	TX	1093	1440	31	8:52	3:52:30.3
344	HIGGINS, DONALD M.	AR	2445	1446	33	8:52	3:52:54.3
345	BROOKS, ROBERT J.	TX	470	1448	33	8:53	3:53:00.6
346	HUGHSON, ARNOLD M.	TX	1399	1452	32	8:53	3:53:12.5
347	STOKES, JOHN E.	TX	769	1453	33	8:53	3:53:14.7
348	PHELPS, DAVID W.	TX	1395	1459	29	8:54	3:53:38.8
349	OLEVER, FRED V.	TX	1435	1466	31	8:55	3:53:59.4
350	RAMBER, DAVID J.	TX	2435	1471	30	8:56	3:54:17.2
351	POLLAK, RICHARD	TX	2538	1474	29	8:56	3:54:25.4
352	SORRELLS, JOHN W.	AR	1895	1478	29	8:56	3:54:26.4
353	LINDAHL, WILLIAM C.	TX	1915	1482	33	8:56	3:54:36.3
354	FOX, JEFFREY A.	NE	1982	1487	28	8:57	3:54:48.6</

CLASS 07 RESULTS  
MALE AGE 28-33

CLASS 10 RESULTS  
MALE AGE 34-39

POSITION	NAME	STATE	RUNNER NO.	OVERALL FINISH	AGE	PACE	FINISH TIME	POSITION	NAME	STATE	RUNNER NO.	OVERALL FINISH	AGE	PACE	FINISH TIME
401	MILLER, WILLIAM D.	TX	1859	1733	29	9:26	4:07:28.3	1	FRAWLEY, CHARLES C.	TX	34	24	37	9:45	2:31:08.5
402	HAWKINS, PAT C.	TX	727	1737	33	9:27	4:07:52.6	2	LEHAMON, LARRY L.	TX	44	25	36	9:46	2:31:16.6
403	LOCKETT, WILLIAM C.	TX	744	1739	28	9:27	4:08:00.1	3	HUGHES, ROBERT W.	KS	269	45	38	9:45	2:39:37.2
404	CURLETTE, RANDY D.	TX	2839	1740	33	9:27	4:08:01.4	4	KARELS, THOMAS P.	TX	242	31	36	9:45	2:41:07.4
405	HANTLAND, MICHAEL D.	TX	1570	1746	29	9:28	4:08:22.5	5	BERNINGTON, JOSEPH L.	OK	284	55	38	9:49	2:41:35.2
406	BARRONS, DAVID B.	TX	2205	1748	32	9:28	4:08:23.4	6	FISHCER, JEFFREY A.	CO	84	70	37	9:46	2:44:28.2
407	ZINGER, CHARLES E.	TX	354	1762	33	9:30	4:09:23.3	7	BLANN, BILLY E.	TX	87	72	35	9:46	2:44:34.6
408	RALEY, MIKE D.	TX	408	1771	28	9:31	4:09:56.1	8	WHILLOCK, JOE T.	AR	164	73	37	9:46	2:44:35.7
409	LONG, DALE H.	TX	1988	1779	28	9:32	4:10:11.1	9	FINDLEY, JAMES E.	TX	207	77	36	9:47	2:45:08.2
410	RIOBY, JAY R.	TX	1304	1783	31	9:32	4:10:20.3	10	SHIMON, PAUL F.	KS	112	79	34	9:48	2:45:13.2
411	RATE, ROBERT	KS	2850	1784	33	9:32	4:10:21.6	11	YOST, ROD C.	NE	2455	80	34	9:48	2:45:15.4
412	ILLIS, PAUL A.	TX	1819	1786	29	9:33	4:10:38.4	12	PERUCCHINI, VINCENTO	TX	486	83	37	9:48	2:45:31.1
413	CLARK, DEE A.	TX	1074	1787	31	9:33	4:10:43.4	13	BENTLEY, ARTHUR O.	MO	247	98	36	9:51	2:46:49.8
414	DENNIS, JIM R.	AR	423	1788	32	9:33	4:10:47.0	14	MCCOBB, ALLAN P.	KS	1575	102	35	9:52	2:47:07.4
415	TAYLOR, EVERETT A.	TX	2341	1790	33	9:33	4:10:49.9	15	MATHUS, DON L.	TX	213	103	39	9:53	2:47:27.7
416	SEBEN, TONY J.	MO	1811	1798	28	9:35	4:11:28.3	16	MATHIAS, JOHN L.	TX	1795	104	36	9:53	2:47:28.2
417	SMITH, TED D.	TX	1041	1800	32	9:35	4:11:39.0	17	CLEMENS, JIM A.	TX	75	116	35	9:53	2:47:40.0
418	DOMLIN, MICHAEL E.	OK	1872	1806	30	9:36	4:12:05.4	18	BAKER, J. D.	OK	2116	119	34	9:54	2:47:50.0
419	SCHEAR, LARRY R.	TX	802	1807	33	9:37	4:12:09.3	19	REID, RICK	TX	224	122	34	9:55	2:48:18.0
420	MUTTON, WILLIAM S.	TX	365	1812	33	9:38	4:12:47.9	20	STUEBKY, ROBERT S.	OK	1856	124	36	9:55	2:48:23.9
421	WETZEL, LEE H.	TX	761	1813	30	9:38	4:12:51.6	21	DINAN, JOSEPH A.	TX	1215	126	34	9:55	2:48:38.0
422	UNGER, MIKE J.	TX	2749	1816	30	9:38	4:12:59.2	22	HIGHT, RICHARD A.	TX	878	135	34	9:57	2:49:18.3
423	CLOUD, E. B.	TX	476	1822	33	9:40	4:13:34.2	23	KING, RID H.	TX	388	140	38	9:58	2:49:36.7
424	MITCHELL, DONALD J.	OK	754	1823	29	9:40	4:13:50.3	24	MATHEUS, DICK E.	MO	2789	141	36	9:58	2:49:40.4
425	CHILDRESS, IBAAC J.	KS	623	1825	29	9:41	4:13:58.9	25	DELANY, THOMAS W.	TX	1373	144	34	9:59	2:50:06.9
426	TILBURY, MICHAEL L.	LA	2408	1826	28	9:41	4:14:00.5	26	WIEGAND, ROGER A.	NE	165	150	37	9:59	2:51:01.4
427	OERTSON, ROODER L.	TX	2446	1827	31	9:41	4:14:09.0	27	ELLIS, JOHN L.	TX	671	155	34	9:59	2:51:44.3
428	WASHBURN, JOHN M.	TX	1121	1839	33	9:44	4:15:05.7	28	FOX, ALAN L.	TX	185	161	34	9:59	2:52:22.3
429	VOSS, MICHAEL D.	AR	2086	1849	29	9:46	4:16:22.7	29	MORTON, JAMES E.	TX	169	166	34	9:59	2:52:41.9
430	BELL, DAN B.	AR	2329	1850	31	9:46	4:16:24.2	30	FRITCH, CORKY H.	TX	2358	167	34	9:59	2:52:44.0
431	CRESHAM, R. D.	TX	1108	1853	33	9:47	4:16:40.2	31	KEYNA, MARTIN H.	TX	1036	169	37	9:59	2:52:47.5
432	SURRALL, JACK F.	TX	1052	1858	33	9:48	4:17:16.2	32	VARELA, CARLOS	TX	2403	171	37	9:59	2:52:54.1
433	JOHNSON, MICHAEL R.	TX	2539	1859	32	9:48	4:17:17.1	33	LA FRADE, GARLAND W.	TX	174	172	35	9:59	2:53:04.1
434	DICKERSON, MERLE L.	AR	2494	1861	30	9:49	4:17:28.6	34	KOBESE, JOE H.	IA	286	173	36	9:59	2:53:10.4
435	CARPENTER, JOHN S.	TX	1488	1865	32	9:49	4:17:36.6	35	EBERHART, RICHARD D.	TX	209	175	35	9:59	2:53:21.5
436	REESE, JERRY H.	TX	1723	1867	29	9:49	4:17:39.7	36	WEICHERT, GLENN K.	TX	834	179	35	9:59	2:54:03.5
437	SKOTKO, DAVID J.	AR	2697	1873	32	9:51	4:18:16.7	37	NONAN, TONY B.	TX	1486	182	39	9:59	2:54:08.0
438	FREEMAN, DICK	TX	1787	1876	32	9:51	4:18:35.2	38	LEWIS, WILLIAM J.	NE	167	190	35	9:59	2:55:10.0
439	APPELBAUM, HAYNE R.	TX	510	1886	30	9:53	4:19:14.0	39	WALSH, BOB D.	TX	77	208	38	9:59	2:55:30.2
440	HOBBS, LAWRENCE W.	TX	1800	1890	33	9:53	4:19:23.0	40	SMITH, DAVID D.	OK	186	205	34	9:59	2:55:44.4
441	CRAVEN, JOHN W.	TX	1434	1891	29	9:53	4:19:25.2	41	PISKE, BARRY M.	TX	234	209	37	9:59	2:56:00.7
442	HENRY, SANDY	TX	565	1892	33	9:53	4:19:28.9	42	MCAIR, JAMES R.	AR	2461	211	37	9:59	2:56:04.4
443	DONAHUE, PATRICK J.	TX	1755	1899	29	9:55	4:20:24.9	43	FOSTER, JOHNNY D.	TX	252	212	34	9:59	2:56:08.1
444	GARRETT, DAVID C.	AR	2071	1902	30	9:56	4:20:41.3	44	HALL, DAVID A.	TX	388	220	34	9:59	2:56:42.9
445	BROYLES, ROBERT R.	TX	2529	1906	32	9:57	4:21:08.7	45	BURDE, DALE L.	KB	2601	221	38	9:59	2:56:44.9
446	HALLEY, DEWAYNE J.	TX	1848	1919	31	10:01	4:22:48.4	46	MOPKINS, RICHARD J.	TX	2380	232	34	9:59	2:57:09.1
447	HAUTY, MICHAEL G.	TX	1809	1920	29	10:01	4:22:54.1	47	MCCOLLUM, RONALD J.	TX	1612	233	39	9:59	2:57:11.0
448	BERARD, JERRY H.	LA	2809	1922	31	10:01	4:23:00.1	48	JACKSON, JAMES L.	TX	244	248	38	9:59	2:58:09.4
449	KULKENSKI, MICHAEL J.	TX	1477	1923	31	10:02	4:23:07.6	49	JOHNSON, OLB R.	TX	2817	244	34	9:59	2:58:12.1
450	GRAD, TERRY H.	OK	2693	1924	33	10:02	4:23:12.2	50	ROBERTS, JOHN H.	TX	258	247	39	9:59	2:58:14.8
451	GERSTEN, STEVE H.	OK	2847	1931	31	10:03	4:23:48.2	51	STEPHENS, MIKE	TX	2597	248	37	9:59	2:58:16.9
452	HUETHER, RICHARD O.	OK	1828	1941	32	10:05	4:24:25.8	52	SEEVER, BILL L.	LA	1529	254	35	9:59	2:58:32.4
453	WILCOX, TIM S.	IN	1329	1942	28	10:05	4:24:47.9	53	MINDER, JR, HERB K.	TX	823	255	39	9:59	2:58:34.5
454	HONNIG, MICHAEL R.	TX	481	1943	31	10:06	4:25:00.9	54	SMITH, ROBERT H.	TX	1525	258	34	9:59	2:58:43.6
455	GRIMES, DONALD A.	TX	2668	1952	29	10:07	4:25:38.9	55	LUTOVSKY, RICHARD J.	IL	1657	259	36	9:59	2:58:53.4
456	GOLDENBERG, MICHAEL D.	TX	1562	1955	29	10:08	4:26:05.1	56	SALINAS, JIMMY	TX	2807	264	36	9:59	2:59:03.2
457	MERRILL, RICK H.	KS	1449	1956	30	10:09	4:26:17.2	57	SMITH, RUSSELL K.	TX	915	266	34	9:59	2:59:05.7
458	CONNALLY, JEFF H.	TX	2466	1960	30	10:11	4:27:12.2	58	BURJO, GERSE F.	KS	2332	284	34	9:59	3:00:07.8
459	PIERCE, LARRY J.	TX	2649	1961	30	10:11	4:27:13.5	59	BERGATH, MICHAEL S.	TX	702	289	34	9:59	3:00:19.7
460	DUNCAN, JAMES B.	TX	1727	1964	29	10:12	4:27:27.1	60	HOLMES, JAMES W.	MO	1609	292	38	9:59	3:00:33.4
461	BROWNING, TOMMY G.	TX	722	1970	28	10:13	4:28:03.8	61	WEISS, RENNY J.	NJ	1442	298	35	9:59	3:00:49.8
462	CUNNINGHAM, PAUL	TX	508	1971	30	10:13	4:28:09.5	62	ORAHAN, STANLEY S.	TX	422	303	35	9:59	3:01:15.3
463	PETRY, JACK	TX	1298	1974	31	10:14	4:28:19.3	63	HOYT, GAYLORD M.	TX	229	306	34	9:59	3:01:32.2
464	KIRKPEL, KENNETH A.	AR	941	1985	32	10:16	4:29:32.0	64	BURRIS, JOHN L.	TX	1391	320	34	9:59	3:02:28.3
465	ALLEN, FRANK D.	TX	1814	1986	31	10:16	4:29:35.5	65	JACKSON, JAMES L.	TX	213	328	35	9:59	3:02:54.3
466	HANNING, WALTER E.	TX	2592	1988	32	10:17	4:29:42.5	66	STRZYNEK, GARY	TX	814	333	36	9:59	3:03:16.7
467	SKONNARD, SKIP	TX	2009	2000	29	10:22	4:31:51.4	67	JONES, REX	TX	2588	337	39	9:59	3:03:25.4
468	LEWIS, PHIL J.	TX	1475	2004	32	10:23	4:32:24.5	68	KOZURKO, ANDY M.	TX	1476	343	36	7:00	3:03:51.3
469	REISER, FRED C.	TX	1067	2005	33	10:23	4:32:26.1	69	DYKEMA, RAMSEY J.	TX	2182	347	35	7:01	3:04:02.1
470	STUART, CLAUDE L.	MS	2815	2021	33	10:27	4:34:15.2	70	MOHL, JACK M.	TX	1827	357	34	7:02	3:04:45.5
471	GALVAN, JOSE A.	TX	1417	2027	30	10:28	4:34:33.0	71	WICHMAN, MARC R.	TX	503	359	35	7:03	3:05:00.4
472	BROCK, MICHAEL L.	TX	2340	2038	32	10:33	4:36:41.3	72	ABREU, JOSE-LUIS L.	TX	2595	367	35	7:03	3:05:14.2
473	DAVISON, MICHAEL	TX	1268	2054											

CLASS 10 RESULTS  
MALE AGE 34-39

POSITION	NAME	STATE	RUNNER NO.	OVERALL FINISH	AGE	PACE	FINISH TIME
101	STIGALL, LEE	OK	604	468	36	7:19	3:10:21.9
102	HOUSE, ED R.	TX	2191	474	36	7:16	3:10:46.4
103	WILSON, ERNEST L.	TX	711	485	36	7:17	3:11:11.7
104	SPAHN, BILL	KS	2578	487	38	7:17	3:11:19.4
105	MALINSKY, ROBERT A.	TX	2056	491	36	7:18	3:11:40.6
106	HAYES, RUSTY	TX	630	492	37	7:18	3:11:42.5
107	PLUNKETT, ROBERT A.	AR	1881	493	35	7:18	3:11:47.9
108	NICHOLS, DENNIS D.	KS	659	496	34	7:19	3:11:55.0
109	AUSTIN, DON H.	TX	2732	511	36	7:20	3:12:24.9
110	WILLIAMS, JOHN B.	TX	839	516	38	7:20	3:12:36.8
111	HAPLES, DOUGLAS W.	TX	1136	518	35	7:20	3:12:40.8
112	FIMMEL, KLAUS H.	TX	849	519	38	7:20	3:12:42.8
113	PARAS, RICHARD B.	TX	1247	520	38	7:21	3:12:44.7
114	MILLER, WILLIAM R.	TX	864	523	36	7:21	3:13:00.6
115	MITCHELL, BILL	TX	321	534	39	7:22	3:13:22.9
116	CRADDOCK, DOC	TX	2035	535	34	7:22	3:13:26.5
117	MARTIN, HARLAN B.	IL	1316	536	38	7:22	3:13:30.3
118	BEAL, NORMAN H.	KS	2158	537	37	7:22	3:13:31.9
119	UNGER, STEVEN	TX	2176	541	39	7:23	3:13:36.9
120	GOODMAN, FLOYD W.	AR	1508	553	39	7:24	3:14:08.4
121	YBARRA, ARGELIO	TX	2533	556	39	7:24	3:14:12.2
122	LOCKWOOD, DALE H.	MO	2449	562	35	7:25	3:14:32.1
123	EUIT, CHRIS H.	TX	2187	563	36	7:25	3:14:34.0
124	KUENZER, RICHARD R.	TX	330	569	39	7:25	3:14:49.7
125	LYNCH, STEPHEN T.	TX	780	581	38	7:27	3:15:20.1
126	LAKE, PAUL J.	TX	906	584	38	7:27	3:15:26.5
127	BOEDER, BARNEY C.	TX	1987	585	35	7:27	3:15:27.1
128	KEY, DONALD A.	TX	254	586	37	7:27	3:15:28.0
129	BARBER, LUKE E.	TX	328	592	35	7:27	3:15:45.1
130	PATTERSON, PATRICK L.	OK	2092	594	36	7:28	3:16:01.6
131	HART, WILLIAM H.	TX	1805	596	39	7:29	3:16:18.0
132	SHAN, MICHAEL X.	TX	437	600	39	7:29	3:16:17.0
133	ALLEN, ROBERT E.	WY	2312	601	34	7:29	3:16:18.4
134	FAIRWEATHER, ROSS H.	TX	498	608	35	7:29	3:16:32.2
135	DEITTING, WILLIAM K.	KS	1369	610	39	7:29	3:16:36.7
136	FONTAINE, ROBERT	TX	2647	611	39	7:29	3:16:38.1
137	GARY, JOE L.	OK	664	621	39	7:31	3:17:05.9
138	LINDSEY, JIM C.	TX	2495	623	38	7:31	3:17:10.4
139	ROBERTSON, PAT H.	TX	1519	624	37	7:31	3:17:14.8
140	TODHAMER, LARRY E.	OK	2487	627	37	7:31	3:17:19.4
141	JOHNSON, RICK	TX	2377	632	34	7:31	3:17:27.0
142	BRDIN, DAVIO E.	TX	1057	640	37	7:32	3:17:44.1
143	RUTHERFORD, TOM W.	TX	847	646	34	7:33	3:18:14.6
144	JOHNSON, PHILLIP W.	TX	724	650	39	7:33	3:18:17.9
145	ODDEN, OICK	TX	2636	653	39	7:33	3:18:23.6
146	RUANE, KENNETH P.	TX	2717	655	39	7:34	3:18:26.7
147	WELCH, BRODN C.	TX	1341	656	34	7:34	3:18:27.3
148	DUNGAN, SKIPPER	TX	2756	658	39	7:34	3:18:29.3
149	DALL, JERRY C.	TX	1131	660	39	7:34	3:18:36.6
150	KENNEY, BOBBY H.	TX	2053	662	39	7:34	3:18:38.3
151	FOSTER, JOHN R.	TX	557	682	35	7:37	3:19:52.7
152	NATIONS, WILLIAM C.	OK	1580	683	38	7:37	3:19:55.4
153	DALY, THOMAS E.	FL	2750	684	39	7:37	3:19:58.1
154	COBRINGTON, TOM P.	TX	935	691	38	7:37	3:20:06.7
155	GUESS, JAMES D.	TX	2347	700	35	7:38	3:20:28.7
156	WEST, HUGH H.	TX	628	702	35	7:38	3:20:32.2
157	BTAFFORD, ROBERT H.	KS	2761	704	37	7:39	3:20:43.7
158	WILLIAMS, MATT E.	TX	1655	708	38	7:39	3:20:53.2
159	CLARK, FRANK B.	TX	2321	710	34	7:39	3:20:54.0
160	EVANS, HARLAN J.	TX	1321	711	38	7:39	3:20:59.0
161	SLEET, ROBERT E.	TX	1830	713	34	7:40	3:21:01.4
162	MILKOVISCH, RON M.	TX	1535	717	38	7:40	3:21:17.9
163	CASTILLO, JOHN H.	OK	1866	718	39	7:40	3:21:21.0
164	PLUMMER, JAMES H.	TX	945	719	39	7:40	3:21:23.0
165	HANLEY, JOHN H.	TX	1790	726	37	7:41	3:21:38.7
166	SMREKER, CHARLES A.	TX	378	729	36	7:41	3:21:48.8
167	KOVAR, ROBERT R.	TX	838	735	36	7:42	3:22:00.5
168	TREVING, ISAAC P.	TX	1064	738	39	7:42	3:22:12.2
169	HOWELL, JON T.	TX	1733	742	34	7:43	3:22:24.1
170	LEVERTON, LYNN A.	TX	598	745	35	7:43	3:22:41.9
171	OBENOUR, JERRY L.	TX	1710	752	37	7:44	3:23:02.4
172	BROWN, KEN H.	TX	2399	753	38	7:44	3:23:03.8
173	SIMMONS, THOMAS W.	TX	1690	754	34	7:44	3:23:07.6
174	ZANDER, ARLEN R.	TX	2034	758	39	7:45	3:23:13.6
175	ASHLEY, LUKE	TX	2192	761	35	7:45	3:23:23.4
176	FARHETER, LARRY T.	WI	1095	762	39	7:45	3:23:24.5
177	BLACK, KARL H.	MA	661	764	38	7:45	3:23:26.6
178	BRITTAIN, JAMES R.	CO	1593	766	34	7:45	3:23:28.3
179	REICHMAN, ALAN J.	TX	409	769	37	7:46	3:23:39.5
180	TAYLOR, JOHN H.	TX	2652	773	37	7:46	3:23:51.0
181	HUGHES, RICHARD A.	TX	2804	776	37	7:46	3:23:54.9
182	GATES, DON E.	AZ	1701	778	38	7:46	3:23:59.9
183	DUNCAN, RICHARD A.	TX	648	780	34	7:46	3:24:02.6
184	THOMPSON, KENNETH J.	TX	1707	781	34	7:47	3:24:07.3
185	JONES, II, ROY A.	TX	1681	784	38	7:47	3:24:17.7
186	COWAN, JR., WALTER C.	LA	1984	786	39	7:47	3:24:19.0
187	BRENNAN, JIM N.	TX	1771	787	38	7:47	3:24:19.3
188	TERAN, GERONIMO	TX	230	795	37	7:48	3:24:44.4
189	KINDSVATER, TOM A.	KS	635	803	36	7:49	3:25:17.2
190	BOASBERG, GEORGE R.	LA	2077	809	39	7:50	3:25:28.9
191	ROSE, RICHARD D.	TX	835	811	36	7:50	3:25:34.0
192	WISSER, JON N.	TX	599	827	35	7:52	3:26:27.2
193	COUVEY, RICHARD, DR. B.	TX	2284	834	39	7:53	3:26:51.4
194	GIEL, DOUGLAS W.	TX	1772	835	36	7:53	3:26:53.9
195	WACKER, GARY N.	TX	1606	836	39	7:53	3:26:55.5
196	CRAFTREE, TOM	OK	1556	837	34	7:53	3:26:57.0
197	MOORE, WILLIAM R.	TX	1246	841	39	7:53	3:27:01.4
198	PATTERSON, WILEY L.	TX	1408	842	37	7:53	3:27:01.9
199	LESTER, JOHN T.	TX	2222	843	38	7:53	3:27:04.3
200	POTVIN, ALFRED R.	TX	2598	845	38	7:53	3:27:06.5

CLASS 10 RESULTS  
MALE AGE 34-39

POSITION	NAME	STATE	RUNNER NO.	OVERALL FINISH	AGE	PACE	FINISH TIME
201	JOYNES, CHARLES D.	TX	1126	846	36	7:54	3:27:09.3
202	THORNE, BRENT R.	TX	1670	847	39	7:54	3:27:10.2
203	FINLEY, DEE	TX	677	849	35	7:54	3:27:11.0
204	SCHORRE, BUDDY J.	TX	1874	853	36	7:54	3:27:22.0
205	ECKMAN, LARRY H.	TX	1265	857	34	7:54	3:27:24.4
206	SMITH, RANDOLPH G.	TX	801	858	34	7:54	3:27:30.2
207	LUTEB, DON A.	TX	1042	860	35	7:54	3:27:33.7
208	CURTIS, STEPHEN L.	OK	930	861	38	7:54	3:27:34.9
209	ROHEO, RUBEN E.	NL	2778	864	39	7:55	3:27:37.4
210	POLLING, RONALD D.	TX	322	870	36	7:55	3:27:47.3
211	DUNHAM, FERRELL W.	TX	370	877	37	7:55	3:27:56.6
212	MURPHRIES, JAMES L.	TX	2469	880	39	7:55	3:27:59.7
213	PDWELL, JOHN B.	LA	1918	885	38	7:56	3:28:09.8
214	CUSTER, CALVIN D.	TX	1496	893	37	7:56	3:28:22.8
215	PAGE, DUIGHT R.	TX	1502	899	35	7:57	3:28:26.5
216	ADAMS, STEPHEN H.	TX	926	906	39	7:57	3:28:47.9
217	ERICKSON, JAMES D.	TX	2844	907	38	7:57	3:28:48.7
218	HANCOCK, ROBERT T.	TX	2179	910	36	7:58	3:28:54.3
219	MCHANN, DAVID H.	TX	968	913	34	7:58	3:28:55.6
220	BARRERA, RAMIRO	TX	1671	915	39	7:58	3:28:59.9
221	MUFFHINES, TOMMY D.	TX	967	916	35	7:58	3:29:03.2
222	FISHERMAN, WILLIAM H.	TX	1911	918	37	7:58	3:29:12.5
223	DELEON, MARINO A.	TX	2407	921	39	7:58	3:29:17.6
224	LYONS, JR., THOMAS J.	TX	2207	928	36	7:59	3:29:26.0
225	SCHULMAN, BRIAN J.	TX	2125	931	34	7:59	3:29:26.3
226	FLORES, EDUARDO	MX	1611	936	36	8:00	3:29:49.9
227	BELLI, RODNEY D.	TX	462	940	34	8:00	3:29:51.8
228	DBBEY, ALLEN S.	TX	1415	943	35	8:00	3:30:00.6
229	SCANLAN, WILLIAM J.	TX	1621	945	37	8:00	3:30:11.1
230	PAINE, CHARLES J.	LA	783	947	36	8:01	3:30:20.6
231	SUTY, DANIEL V.	TX	915	951	34	8:01	3:30:23.1
232	ROBERTS, HENRY E.	TX	1400	953	35	8:01	3:30:23.7
233	WILSON, JAMES P.	KS	914	954	34	8:01	3:30:27.5
234	BARNES, THOMAS A.	MA	2573	955	37	8:01	3:30:32.3
235	LOWRY, TOM H.	TX	1414	956	36	8:01	3:30:34.8
236	AVENT, STANLEY O.	TX	2232	961	35	8:02	3:30:45.0
237	KELLEY, JERRY B.	TX	979	969	34	8:03	3:31:13.6
238	RITCHEY, MIKE	TX	2371	970	38	8:03	3:31:15.7
239	ROTHERMEL, ROBERT B.	IL	2153	976	37	8:04	3:31:33.1
240	HUGHEY, JIM	TX	1896	982	36	8:04	3:31:48.6
241	CRAIG, RONALD J.	TX	1249	985	38	8:04	3:31:53.2
242	HODGES, THOMAS H.	TX	1100	990	35	8:05	3:32:01.1
243	CLARKE, FREDERICK	TX	1514	991	39	8:05	3:32:02.1
244	DEVORBS, STEPHEN A.	MO	1380	993	34	8:05	3:32:04.4
245	MURRAY, ALAN L.	TX	969	995	35	8:05	3:32:09.8
246	THOMPSON, OLEN D.	TX	1701	996	39	8:05	3:32:10.2
247	ERWING, KENNETH B.	AR	1202	999	34	8:05	3:32:13.9
248	LARBON, STEVE	TX	2200	1000	39	8:05	3:32:21.2
249	NEALY, ROBERT H.	TX	822	1006	38	8:06	3:32:29.8
250	STEWART, LONNIE P.	OK	2691	1011	37	8:06	3:32:37.9
251	CARNAHAN, BILLY L.	TX	832	1021	35	8:08	3:32:19.3
252	COX, W. WELBY	TX	891	1024	36	8:08	3:32:24.7
253	CORNICK, JAMES H.	IA	1223	1027	37	8:08	3:32:27.2
254	MCGINNIS, JOHN T.	OK	688	1031	34	8:08	3:32:38.8
255	WILLARD, CHARLES E.	TX	1035	1038	39	8:10	3:34:20.6
256	ROBERTS, DICK	TX	2631	1039	38	8:10	

CLASS 10 RESULTS  
MALE AGE 34-39

CLASS 10 RESULTS  
MALE AGE 34-39

POSITION	NAME	STATE	RUNNER NO.	OVERALL FINISH	AGE	PACE	FINISH TIME	POSITION	NAME	STATE	RUNNER NO.	OVERALL FINISH	AGE	PACE	FINISH TIME
301	BOYLE, HICKEY	TX	1019	1231	39	8:31	3:43:25.3	401	HIGHTONER, WILLIAM L.	TX	1804	1600	36	9:07	3:59:02.6
302	WORSHAM, SID A.	TX	1013	1234	35	8:31	3:43:31.7	402	THURMAN, JIM E.	AR	2696	1602	38	9:07	3:59:03.9
303	MARTIN, BOB	TX	2220	1235	38	8:31	3:43:44.6	403	HUMPHRIES, ED	TX	1688	1605	35	9:07	3:59:12.2
304	KIRK, TOM	TX	876	1237	37	8:32	3:43:45.2	404	HARRIS, LARRY O.	TX	411	1606	38	9:07	3:59:12.6
305	BROWN, BARRY	AR	2424	1239	37	8:32	3:43:49.7	405	ROY, MONTE C.	TX	774	1607	38	9:07	3:59:18.5
306	HORBLEY, RONNIE	TX	2086	1242	35	8:32	3:43:52.7	406	NAYLOR, RONALD D.	AR	705	1608	36	9:07	3:59:19.3
307	HAWALD, PHILLIP V.	TX	2169	1244	39	8:32	3:43:56.2	407	BALL, STEVEN E.	TX	2501	1609	36	9:07	3:59:20.7
308	MC BERNID, BOB	TX	784	1247	34	8:32	3:43:57.8	408	FLUGBUSCH, HAROLD	TX	2589	1614	36	9:08	3:59:36.7
309	ERDMAN, DAVID H.	TX	2270	1254	39	8:33	3:44:19.9	409	AGUIRRE, MARIO	NL	2536	1618	39	9:08	3:59:51.6
310	PHILLIPS, LARRY A.	TX	692	1255	38	8:33	3:44:25.1	410	CARROLL, RICK	TX	740	1622	34	9:09	4:00:03.2
311	JAMES, TOM M.	TX	1963	1259	34	8:33	3:44:29.6	411	LERER, STEPHEN A.	TX	1268	1629	37	9:09	4:00:15.9
312	CRISLIP, RICHARD R.	IL	471	1260	39	8:33	3:44:35.8	412	HYERS, JACK C.	TX	2428	1633	36	9:10	4:00:27.2
313	SABO, JOHN W.	TX	739	1261	35	8:33	3:44:36.4	413	MCCASKILL, JACK O.	OK	2382	1650	35	9:12	4:01:29.3
314	HOWLAND, JOHN E.	TX	2406	1267	39	8:34	3:44:57.7	414	MEARS, DAVE F.	MO	1686	1652	36	9:12	4:01:20.4
315	KALINSKI, DENNIS R.	TX	870	1269	35	8:35	3:45:06.3	415	BRAY, MICHAEL	TX	1192	1665	34	9:14	4:02:25.1
316	JANISON, JOE K.	TX	1792	1274	34	8:35	3:45:23.4	416	YEO, RICK	CO	1874	1674	39	9:16	4:03:10.7
317	BIAGINI, CHRIS O.	TX	1745	1280	39	8:36	3:45:32.9	417	MARVEL, WILLIAM E.	OK	1205	1694	35	9:19	4:04:42.2
318	RANSAY, MICHAEL A.	TX	2480	1282	35	8:36	3:45:36.3	418	NICHOLSON, JAMES E.	TX	1284	1709	34	9:20	4:05:55.7
319	HYKE, DAVID R.	TX	1157	1284	34	8:36	3:45:40.3	419	ALLEN, GEOFFREY H.	TX	1117	1709	34	9:22	4:05:46.8
320	HILLINGHAM, JACKSON R.	TX	2174	1288	39	8:36	3:45:48.8	420	HCCALLUM, MICHAEL R.	TX	2576	1718	37	9:23	4:06:25.2
321	VAN WINCKEL, RIP	TX	1954	1290	39	8:37	3:45:56.8	421	PARKER, ROGER C.	TX	404	1719	37	9:24	4:06:29.4
322	BOLTON, LARRY A.	KS	1937	1294	38	8:37	3:46:15.9	422	CHAPMAN, MARK A.	TX	358	1720	36	9:24	4:06:32.4
323	SWARTZ, CLARK R.	TX	1210	1299	39	8:38	3:46:24.9	423	FERGUSON, EDWARD W.	TX	2043	1721	39	9:24	4:06:33.3
324	HADDON, DONALD J.	TX	1319	1301	38	8:38	3:46:33.0	424	MCCARROLL, LARRY	TX	1587	1723	39	9:24	4:06:39.8
325	GAMBLE, CARL A.	TX	429	1302	38	8:38	3:46:35.3	425	FRANCIS, GENE W.	TX	2293	1724	38	9:24	4:06:40.3
326	DARBY, GEOFFREY C.	TX	1534	1305	34	8:38	3:46:37.0	426	CHANEY, STEPHEN E.	AR	2269	1730	37	9:25	4:07:12.6
327	TINDALL, HARRY L.	TX	1841	1307	39	8:38	3:46:39.5	427	OSTRAND, GERARD M.	TX	1571	1741	36	9:27	4:08:05.6
328	MORRALL, BOB	TX	2404	1312	35	8:39	3:47:00.0	428	BATES, EARL E.	TX	1427	1744	35	9:28	4:08:18.5
329	LITTLE, HAYMON H.	TX	2073	1313	38	8:39	3:47:00.5	429	SUMNER, THOMAS G.	TX	747	1745	39	9:28	4:08:21.3
330	HILLIG, R. STEPHEN	TX	2586	1314	38	8:39	3:47:00.9	430	EDGE, ERIC R.	TX	1657	1745	34	9:29	4:08:46.1
331	PETERSON, JAMES K.	TX	2209	1317	35	8:39	3:47:06.2	431	TILLMAN, KEN R.	AR	1479	1750	34	9:30	4:09:08.9
332	BREGCHA, JR. JIM L.	TX	2484	1324	34	8:40	3:47:24.2	432	YOUNG, STANLEY R.	TX	1452	1755	34	9:30	4:09:10.5
333	LANDAY, MICHAEL J.	TX	2196	1325	37	8:41	3:47:45.2	433	O'GORMAN, KENNETH P.	TX	2537	1757	38	9:30	4:09:13.3
334	CHESELEY, SPEEDY	TX	2440	1327	38	8:41	3:47:50.9	434	GARRISON, ROBERT W.	TX	1981	1759	34	9:31	4:09:32.3
335	RHMER, MARK E.	TX	2012	1328	37	8:41	3:47:54.9	435	TAYLOR, FREDRICK B.	TX	1238	1764	37	9:32	4:10:00.8
336	ANTON, LARRY	TX	836	1330	34	8:41	3:48:03.1	436	HCCARTY, LARRY E.	TX	867	1772	39	9:32	4:10:05.1
337	MITCHELL, PAT H.	TX	1112	1338	38	8:42	3:48:22.1	437	ANDERSON, KEN	TX	2800	1774	35	9:32	4:10:05.1
338	SMITH, RODNEY L.	TX	2221	1339	37	8:42	3:48:22.0	438	BRUNN, JR. IRE	TX	1312	1794	37	9:34	4:11:15.7
339	BENDER, RAY	TX	2814	1340	36	8:42	3:48:23.6	439	FRITSCHNER, WALTER J.	TX	2022	1797	36	9:35	4:11:26.2
340	LONDON, JOE C.	TX	1561	1344	36	8:42	3:48:30.4	440	CRUMB, DONALD S.	TX	884	1804	34	9:36	4:11:43.2
341	ELLIS, GARY	TX	464	1347	34	8:43	3:48:33.4	441	OILINGWATER, BARRY B.	TX	1436	1804	37	9:36	4:11:45.9
342	MOORE, MICHAEL W.	TX	1327	1349	37	8:43	3:48:33.8	442	CRESSELL, RONALD R.	TX	1186	1808	38	9:37	4:12:22.3
343	SVOSODA, ANDY	TX	581	1351	38	8:43	3:48:40.7	443	ARMSTRONG, KIRK V.	TX	1824	1811	38	9:38	4:12:36.5
344	SMITH, HOMER S.	TX	812	1359	35	8:44	3:49:12.1	444	MILLIGAN, JEFFREY L.	TX	405	1815	37	9:38	4:12:55.8
345	SHERMAN, JIM O.	TX	421	1361	38	8:44	3:49:18.8	445	VERNON, JAMES G.	AR	485	1818	39	9:39	4:13:01.4
346	FREEMAN, BOB	TX	1499	1374	34	8:46	3:49:52.9	446	BLAND, JR. THEODORIC	TX	2339	1820	36	9:39	4:13:27.0
347	HARTMAN, PAUL W.	TX	2577	1378	34	8:46	3:50:07.5	447	THOMAS, ROBERT D.	KS	1806	1836	37	9:44	4:13:20.5
348	ANDELL, ERIC O.	TX	1260	1382	34	8:46	3:50:28.4	448	MARSH, GEORGE L.	AR	2160	1852	34	9:47	4:16:37.0
349	REILY, JIMMY G.	TX	1934	1388	39	8:47	3:50:20.8	449	PATROM, HAROLD O.	AR	1401	1855	38	9:47	4:16:48.9
350	STEWART, RONALD E.	TX	907	1393	36	8:47	3:50:28.4	450	SILER, JOSEPH B.	TX	1721	1856	36	9:47	4:16:49.7
351	PRESTRIDGE, BARRY B.	TX	1615	1396	35	8:47	3:50:35.7	451	HILTS, ROBERT D.	AR	2784	1860	34	9:49	4:17:27.8
352	HILLIAMS, JOE E.	TX	2285	1403	35	8:48	3:50:52.5	452	BENNING, ROBERT C.	TX	2628	1862	34	9:49	4:17:29.4
353	SCHROEDER, LARRY	TX	1097	1404	38	8:48	3:50:53.9	453	REED, RONALD F.	TX	640	1864	36	9:49	4:17:33.1
354	NELSON, JON D.	TX	715	1412	34	8:49	3:51:13.7	454	ALANIZ, RYANALDO	TX	793	1866	35	9:49	4:17:39.0
355	ROBERNUSZ, MELVIN D.	TX	1994	1415	39	8:49	3:51:19.6	455	OWENS, LARRY S.	TX	1889	1872	36	9:50	4:18:15.5
356	BLAKLEY, GARY D.	TX	1684	1418	34	8:49	3:51:31.9	456	CHUMLEY, WILLIAM G.	OK	2060	1888	34	9:53	4:19:20.7
357	GROTTE, RICHARD M.	OK	670	1425	34	8:50	3:51:53.6	457	TURBEVILLE, DAVID F.	OK	2031	1900	36	9:56	4:20:30.4
358	HUBSON, FRED L.	LA	1494	1427	34	8:50	3:51:53.6	458	ABNEY, STEPHEN F.	TX	1158	1901	34	9:56	4:20:38.6
359	PROTHRO, CHARLES V.	TX	436	1429	38	8:50	3:51:55.1	459	ROTH, RONALD	TX	2264	1905	37	9:57	4:21:08.0
360	SHOWS, DAVID A.	TX	1976	1436	39	8:51	3:52:23.1	460	ROTHDEUTSCH, KEN	TX	905	1911	34	9:58	4:21:35.2
361	JONES, JERRY L.	TX	1792	1441	36	8:52	3:52:31.2	461	DILLON, JR, PRESTON R.	TX	897	1923	34	10:02	4:23:21.4
362	ALLISON, WILLIAM H.	TX	712	1442	36	8:52	3:52:33.5	462	MOORE, LARRY G.	MO	1495	1930	37	10:03	4:23:44.1
363	ODLAND, RUSSELL K.	TX	2180	1450	39	8:53	3:53:02.9	463	ALANTIE, WILLIAM J.	TX	1943	1934	36	10:04	4:24:04.5
364	JOFFE, BASIL L.	TX	857	1451	34	8:53	3:53:12.0	464	CARPENTER, DAN L.	TX	513	1937	37	10:04	4:24:19.2
365	ERICKSON, RICHARD R.	TX	920	1454	37	8:54	3:53:36.8	465	HUFF, JOE T.	TX	2605	1944	35	10:06	4:25:08.8
366	MARTINEZ, JR., FRANK	KS	736	1461	37	8:54	3:53:45.7	466	BOYETT, TOM	TX	468	1947	37	10:07	4:25:20.5
367	EVANS, SAM	KS	1986	1462	39	8:55	3:53:53.4	467	LEGG, WALTER E.	TX	1142	1949	39	10:07	4:25:31.1
368	CHRISTENSEN, DALE K.	KS	2485	1464	35	8:55	3:53:54.9	468	WATSON, BOB ED	TX	2309	1951	37	10:07	4:25:33.0
369	BOHAWITZ, HAROLD D.	KS	637	1468	37	8:55	3:54:07.2	469	PRYAL, MIKE F.	TX	1198	1953	38	10:08	4:25:49.5
370	MCCORD, LEE H.	TX	1584	1473	39	8:56	3:54:23.7	470	BITRUTZ, J. CARR	TX	2820	1957	38	10:10	4:26:57.9
371	FUNK, PAUL D.	TX	1428	1475	34	8:56	3:54:26.7	471	RAINWATER, RICHARD E.	TX	1194	1963	36	10:11	4:27:26.8
372	FRERIKO, DARWIN R.	TX	2345	1477	34	8:56	3:54:26.7	472	JONES, CHARLES L.	TX	2252	1965	38	10:12	4:27:27.9
373	GILBERT, JR., LEE	TX	2666	1481	37	8:56	3:54:35.0	473	DALLAS, BOB	TX	2103	1972	36	10:13	4:28:12.8
374	COLLINS, MICHAEL D.	TX	1916	1486	38	8:57	3:54:48.3	474	BRUCE, DAVID A.	TX	1045	1975	34	10:14	4:28:27.5
375	DAVENPORT, RICHARD T.	TX	1947	1493	37	8:57	3:55:02.2	475	ROSE, ROYCE	AR	432	1978	37	10:14	4:28:41.8
376	RIEPE, PHILLIP P.	TX	1877	1495	37	8:58	3:55:08.4	476	BURKETT, KENNETH H.	TX	1808	1980	39	10:15	4:28:47.6
377	WAGNER, WILLIAM G.	TX	2804	1499	37	8:58	3:55:21.5	477	BROWN, MARK H.	TX	1565	1993	38	10:20	4:31:08.9
378	GRAY, SAMUEL	OK	2563	1500	37	8:58	3:55:23.8	478	TAPIA, CARL	TX	2076	1996	39	10:21	4:31:25.9
380	MCKALLY, JR., REID P.	TX	681	1503	37	8:58	3:55:29.4	480	KAMAN, BOB L.	TX	649	1998	36	10:21	4:31:44.7
381	HARALSON, JERRY L.	TX	1491	1505	36	8:58	3:55:32.1	481	PRITCHARD, JOE C.	TX	227				

CLASS 10 RESULTS  
MALE AGE 14-19

CLASS 11 RESULTS  
MALE AGE 20-24

Table with 7 columns: POSITION, NAME, STATE, RUNNER NO., OVERALL FINISH, AGE, PACE, FINISH TIME. Rows 501-513.

Table with 7 columns: POSITION, NAME, STATE, RUNNER NO., OVERALL FINISH, AGE, PACE, FINISH TIME. Rows 77-113.

CLASS 11 RESULTS  
MALE AGE 40-44

Table with 7 columns: POSITION, NAME, STATE, RUNNER NO., OVERALL FINISH, AGE, PACE, FINISH TIME. Rows 1-76.

Table with 7 columns: POSITION, NAME, STATE, RUNNER NO., OVERALL FINISH, AGE, PACE, FINISH TIME. Rows 77-177.



CLASS 11 RESULTS  
MALE AGE 40-44

CLASS 12 RESULTS  
MALE AGE 45-49

CLASS 11 RESULTS MALE AGE 40-44						CLASS 12 RESULTS MALE AGE 45-49									
POSITION	NAME	STATE	RUNNER NO.	OVERALL FINISH	AGE	PACE	FINISH TIME	POSITION	NAME	STATE	RUNNER NO.	OVERALL FINISH	AGE	PACE	FINISH TIME
178	LACKEY, GARY T.	MO	1652	1349	42	8:43	3:48:36.5	1	CREIGHTON, BOB	KS	221	91	46	6:20	2:46:22.8
179	HARIS, OW DUBS	TX	1174	1353	44	8:43	3:48:49.3	2	ASHLEY, KEN	TX	253	120	48	6:24	2:48:08.0
180	WHITE, DAVID R.	TX	501	1354	40	8:43	3:48:53.2	3	RICHARDS, PETER M.	NM	182	190	45	6:39	2:54:36.2
181	GASTON, HARTLEY R.	TX	752	1356	42	8:44	3:48:59.9	4	FLETCHER, ROBERT F.	TX	163	193	48	6:40	2:54:54.4
182	CATHEY, AL O.	LA	2355	1358	44	8:44	3:49:06.7	5	YONCE, WAYNE R.	KS	312	197	48	6:40	2:55:02.1
183	PHILLIPS, DONALD L.	LA	2624	1360	43	8:44	3:49:15.6	6	WRIGHT, FRANK W.	LA	1654	230	45	6:48	2:58:18.0
184	BEAMER, JOHN E.	IA	2711	1368	41	8:45	3:49:41.8	7	LEUTHWYLER, JESSE S.	TX	1071	265	46	6:49	2:59:05.1
185	BOGAN, JIM H.	TX	2481	1375	41	8:46	3:49:53.5	8	DELAHAYE, ALAN	CO	2596	280	45	6:51	2:59:52.7
186	HOGART, GLEN E.	TX	1704	1395	42	8:47	3:50:32.4	9	SCHMITT, ROBERT L.	KS	2619	302	49	6:54	3:01:14.5
187	FLANDERS, RICHARD E.	TX	1175	1399	41	8:48	3:50:44.2	10	SCHOENING, ARTHUR J.	TX	202	313	47	6:56	3:01:51.8
188	DE BRUYN, ANTHONY C.	TX	2248	1406	40	8:48	3:51:02.7	11	MORRIS, TOMMY A.	TX	1532	334	46	6:59	3:03:25.1
189	AGUIRRE, DAVID	NL	2791	1407	44	8:48	3:51:03.1	12	GEORGE, WILLIAM D.	TX	2250	365	45	7:03	3:05:10.9
190	MILLERMAN, JIM M.	TX	2142	1409	43	8:48	3:51:08.8	13	GODD, GLENN T.	TX	1211	377	47	7:04	3:05:41.6
191	GREER, MIKE R.	TX	1817	1410	41	8:49	3:51:10.0	14	ISLE, WALTER W.	TX	2124	378	47	7:04	3:05:42.1
192	SILVANI, CARL A.	TX	2788	1423	40	8:50	3:51:44.0	15	STAOGS, BUD	TX	1473	385	45	7:05	3:06:03.4
193	HOLMES, FRED H.	TX	973	1428	43	8:50	3:51:54.3	16	JOHNSON, A. KENT	NY	1625	390	45	7:06	3:06:13.0
194	FLESHES, WILLIAM E.	TX	1086	1443	42	8:52	3:52:33.5	17	KHAGOS, BERNARD	CT	1026	404	47	7:07	3:06:37.0
195	OALBACK, VERNON A.	TX	1010	1444	42	8:52	3:52:38.6	18	CURTIN, MORTON E.	PA	716	411	46	7:07	3:06:54.8
196	DEUPREE, HARRY L.	OK	857	1445	42	8:52	3:52:44.6	19	BRAUER, HARRY L.	TX	393	415	47	7:08	3:07:07.1
197	LOZANO, ROY A.	TX	1465	1456	44	8:54	3:53:24.2	20	KCNEW, WALTER H.	TX	1549	417	45	7:08	3:07:13.8
198	ARMSTRONG, JIM	TX	1029	1457	42	8:54	3:53:33.9	21	HEADOCK, EDWARD E.	TX	1163	421	48	7:09	3:07:33.7
199	TROSTER, GEORGE A.	TX	2258	1460	44	8:54	3:53:39.3	22	CORL, DONALD L.	TX	855	443	48	7:12	3:08:54.9
200	ROSE, EARL V.	TX	1188	1465	44	8:55	3:53:57.0	23	CRABTREE, ROGER L.	TX	1845	483	48	7:17	3:11:08.4
201	REAVES, BRUCE	TX	2105	1470	43	8:56	3:54:16.0	24	KENNEBY, IRVING	LA	2263	488	49	7:18	3:11:24.5
202	SCRIMSHIRE, BILLY J.	AR	1222	1485	42	8:57	3:54:44.9	25	HENDRICKS, JIM	TX	332	513	49	7:20	3:12:28.8
203	MORROW, JOHN B.	TX	770	1512	43	9:00	3:56:06.1	26	KNIGHT, PETER O.	FL	1040	519	46	7:20	3:12:32.8
204	ANTHONY, WILLIAM A.	TX	1959	1515	43	9:00	3:56:11.0	27	BROUGHTON, PHILIP J.	TX	308	517	46	7:20	3:12:36.7
205	MC HURRY, STAN	TX	799	1524	43	9:01	3:56:28.5	28	CHRISTOPHER, PAUL	MA	2165	521	46	7:21	3:12:46.5
206	HINDSON, EMMETT C.	AR	2709	1528	40	9:01	3:56:35.4	29	CONNELLY, MIKE	TX	2630	542	45	7:23	3:13:37.3
207	WHITE, STEVE	TX	956	1543	41	9:02	3:57:02.8	30	MORRISON, ROBERT B.	TX	307	568	46	7:29	3:14:47.7
208	KNOX, EDWARD F.	AR	1309	1546	43	9:02	3:57:08.6	31	ADAMS, JIM A.	TX	883	572	46	7:26	3:14:54.0
209	HOLLIDAY, BOB	TX	1631	1565	41	9:04	3:58:04.2	32	ARST, DAVID G.	KS	856	603	47	7:29	3:16:21.3
210	HANSEN, FRED W.	TX	453	1576	44	9:05	3:58:16.9	33	TAYLOR, FRANK O.	TX	1741	607	47	7:29	3:16:31.6
211	BANE, JERRY H.	TX	2650	1595	40	9:06	3:58:58.8	34	VARGAS, JOSE A.	TX	2600	612	46	7:30	3:16:41.5
212	FRANK, ROEL E.	TX	1955	1597	41	9:06	3:59:00.1	35	SAILLARDT, ROGER P.	TX	646	613	45	7:30	3:16:44.0
213	CATHART, RAY A.	MO	1678	1630	42	9:10	4:00:22.0	36	GRILL, JOHNNY	TX	917	630	49	7:31	3:17:27.9
214	DANBER, EDWARD B.	OH	2764	1635	41	9:10	4:00:35.2	37	BRENTS, TOM E.	TX	835	641	46	7:32	3:17:48.3
215	BONDEN, RAYFORD C.	TX	356	1636	43	9:10	4:00:44.7	38	GONZALES, RUDY	TX	1728	677	45	7:36	3:19:32.0
216	HENNEBERGER, LAWRENCE	MD	594	1638	42	9:11	4:00:55.0	39	HURIN, VAN T.	TX	2671	678	48	7:37	3:19:45.3
217	MCCONAL, BILLY J.	TX	2186	1667	43	9:15	4:02:32.4	40	KRAFT, KEN	TX	795	688	49	7:37	3:20:04.5
218	PRIB, BEN H.	NE	735	1676	41	9:16	4:03:21.7	41	SCANLAN, PARTICK M.	TX	1891	715	48	7:40	3:21:14.1
219	HENDON, RAY	TX	974	1681	44	9:17	4:03:44.0	42	FRITCHETT, JOHN L.	TX	308	724	47	7:41	3:21:35.4
220	THOMAS, FRED E.	TX	1357	1692	43	9:19	4:04:21.5	43	HAMILTON, MAX	TX	626	731	46	7:41	3:21:46.0
221	BAUM, TOM J.	TX	603	1700	44	9:20	4:05:03.9	44	ARAIZA, ABEL	TX	2388	734	45	7:42	3:21:55.7
222	WILKERSON, JAMES L.	TX	1697	1707	41	9:22	4:05:38.0	45	BRAY, HENRY G.	TX	893	739	45	7:42	3:22:12.7
223	CDWILING, RON E.	TX	2748	1708	42	9:22	4:05:39.4	46	BUSBY, ETHAN C.	AR	2776	746	49	7:43	3:22:42.3
224	MCMULLIN, RICHARD	TX	1020	1715	44	9:23	4:06:04.6	47	HEORICK, CHARLES L.	PA	2115	755	46	7:44	3:23:10.9
225	VAN DIJK, JACK	TX	1050	1717	42	9:23	4:06:17.2	48	ALBEE, DON E.	TX	1629	756	45	7:44	3:23:11.7
226	MARENGO-ROHE, ALAIN J.	TX	2326	1732	44	9:25	4:07:18.8	49	REYNOLDS, HOMER E.	TX	1603	763	49	7:45	3:23:26.0
227	HERZOG, FRANK C.	TX	2430	1736	43	9:27	4:07:48.2	50	WESTON, IRVING E.	NE	1651	767	49	7:45	3:23:31.3
228	KIBLER, KEN G.	TX	1287	1780	40	9:32	4:10:12.6	51	GRIPP, TED J.	TX	507	808	45	7:49	3:25:23.3
229	PHILLIPS, HARRY S.	TX	2688	1820	43	9:37	4:12:30.8	52	BREWER, JR., SILAS H.	AR	1509	821	47	7:51	3:26:02.0
230	CYRAK, MEL J.	WI	445	1842	44	9:45	4:15:52.8	53	EARP, CECIL B.	TX	808	865	47	7:55	3:27:38.6
231	GOODMAN, LARRY	TX	1230	1847	40	9:46	4:16:14.9	54	ZIHERMAN, JOSEPH O.	TX	210	866	46	7:55	3:27:41.3
232	CRYE, CHARLES O.	TX	1429	1857	40	9:48	4:17:08.0	55	IRELAND, LELAND E.	TX	2231	890	45	7:56	3:28:21.8
233	LAGASSE, DONALD L.	OK	416	1870	43	9:50	4:17:53.6	56	BROWN, RUD	TX	2079	901	45	7:57	3:28:39.2
234	DIAS, CHARLES C.	TX	1897	1874	40	9:51	4:18:30.3	57	NAIL, DONALD W.	MO	2470	909	48	7:58	3:28:53.3
235	CARLILE, KENNETH E.	TX	894	1875	41	9:51	4:18:33.4	58	LEON, ALFRED V.	TX	1790	912	45	7:58	3:28:55.1
236	SMITH, EDWARD J.	TX	1746	1877	41	9:51	4:18:35.9	59	OSGOOD, WILLARD S.	TX	926	972	45	8:03	3:31:28.2
237	LAZARINE, CLIFF	TX	303	1880	43	9:52	4:18:50.8	60	FRANCINI, LUCIEN S.	TX	1604	979	47	8:04	3:31:38.3
238	SIESEL, MEL J.	NM	2829	1884	40	9:52	4:19:06.7	61	BOYD, CRAIG	TX	2175	1023	45	8:08	3:33:22.2
239	BEARDEN, SIDNEY L.	OK	1430	1885	43	9:53	4:19:12.1	62	NIEBUSS, ORIAN S.	TX	1407	1028	45	8:08	3:33:29.4
240	BERGER, BERNARD W.	TX	1794	1887	40	9:53	4:19:18.0	63	CENZER, WILLIE	TX	1699	1040	47	8:10	3:34:32.6
241	LEWIS, EDWARD R.	TX	1123	1898	40	9:55	4:20:14.1	64	PIERSON, DICK	TX	2531	1046	49	8:12	3:35:01.0
242	BOWMAN, ROBERT R.	TX	433	1912	44	9:58	4:21:40.6	65	DENTON, JOHN E.	TX	1264	1051	47	8:12	3:35:06.2
243	IYESTER, ROBERT L.	OK	1037	1926	40	10:02	4:23:25.4	66	BLUM, EDWIN A.	TX	1303	1059	45	8:13	3:35:27.6
244	GROSSEBACHER, JOHN F.	TX	962	1928	40	10:03	4:23:35.2	67	LEON, ARTHUR R.	TX	1799	1082	45	8:15	3:35:25.0
245	SAMUEL, JOE A.	TX	379	1938	43	10:04	4:24:21.3	68	SMITH, WILLIAM R.	TX	2123	1106	45	8:18	3:37:41.5
246	DENNY, GEORGE L.	TX	665	1950	43	10:07	4:25:31.8	69	ELLINGR, DAN H.	TX	1194	1131	47	8:21	3:39:04.3
247	PETERS, EDWARD E.	TX	2419	1967	43	10:12	4:27:32.7	70	CARDENAS, ROBERT	CO	2129	1134	46	8:21	3:39:14.8
248	GINSBEG, JOEL	TX	2203	1990	43	10:18	4:30:24.9	71	MOREMAN, ERVIN B.	WA	758	1140	46	8:22	3:39:42.3
249	ROBERGE, BEN	TX	2859	1999	44	10:22	4:31:49.0	72	LANGLIOS, LLOYD A.	TX	1220	1177	48	8:25	3:40:34.5
250	THURMOND, MAURICE	TX	2574	2007	41	10:23	4:32:38.7	73	CRUMPACKER, HARRY S.	TX	977	1167	46	8:27	3:41:40.0
251	LINSEY, BOBBY L.	TX	2303	2008	41	10:24	4:33:02.0	74	BAILEY, RONALD C.	TX	1965	1188	48	8:27	3:41:48.2
252	NIXON, CHANNING J.	TX	943	2029	44	10:29	4:35:08.4	75	BRUNETT, DICK	KS	2443	1201	46	8:28	3:42:16.7
253	NOGUCHI, JAN R.	TX	1943	2034	42	10:30	4:35:28.6	76	CARR, GEORGE E.	MO	1740	1224	45	8:30	3:43:10.7
254	CRETSINGER, DUANE B.	TX	2620	2035	43	10:30	4:35:33.5	77	TOLBERT, JOHN O.	TX	939	1262	45	8:45	3:49:26.2
255	DUNCAN, RANDY L.	TX	1060	2040	40	10:34	4:37:12.0	78	WRIGHT, DAN O.	OK	124	1370	46	8:45	3:49:44.5
256	SHIFT, EDWIN D.	OK	659	2045	40	10:36	4:38:14.9	79	HANANDEZ, RUDY V.	OK	658	1381	45	8:46	3:50:03.1
257	BAPP, FRED B.	TX	789	2047	42	10:37	4:38:24.4	80	MAXWELL, GERALD O.	TX	734	1387	45	8:47	3:50:19.3
258	MANN, JR, ROBERT E.	KS	1892	2057	40	10:39	4								

CLASS 12 RESULTS  
MALE AGE 45-49

CLASS 13 RESULTS  
MALE AGE 50-54

POSITION	NAME	STATE	RUNNER NO.	OVERALL FINISH	AGE	PACE	FINISH TIME	POSITION	NAME	STATE	RUNNER NO.	OVERALL FINISH	AGE	PACE	FINISH TIME
101	GRAVES, JAMES T.	KS	2799	1668	46	9:15	4:02:38.9	1	ALSOBROOK, NORM D.	TX	1138	131	50	6:27	2:49:09.2
102	FROMAN, WILLIAM R.	TX	732	1667	47	9:15	4:02:44.9	2	CROCKETT, JERRY J.	OK	2391	267	52	6:49	2:59:06.3
103	MOORE, DAVE R.	TX	991	1670	48	9:15	4:02:53.3	3	JOHNSON, HILTON E.	TX	1044	290	51	6:53	3:00:29.5
104	LLAGUNA, ROORIGIO J.		898	1675	45	9:16	4:03:15.2	4	SANDERSON, DON H.	TX	2899	308	51	6:55	3:01:39.5
105	LEWIS, LARRY	MO	2683	1680	46	9:17	4:03:34.5	5	SPENCE, ELBERT R.	TX	2460	454	51	7:13	3:09:26.9
106	PURTLE, JOHN T.	AR	2119	1705	46	9:21	4:05:32.5	6	BROCK, CHARLES G.	TX	556	460	52	7:14	3:09:40.9
107	HALE, JOHN T.	TX	2661	1711	49	9:22	4:05:47.3	7	GLEN, DONALD V.	CO	1999	472	50	7:16	3:10:43.8
108	BOYTIM, RAY G.	TX	1227	1716	48	9:23	4:06:09.2	8	MURPHY, JOHN L.	TX	2267	943	50	7:20	3:13:39.1
109	DI NUCCI, JAMES M.	TX	402	1722	45	9:24	4:06:39.3	9	FETNER, QUINN B.	TX	1683	544	51	7:23	3:13:40.0
110	BARNES, ARTHUR Z.	TX	451	1743	47	9:28	4:08:14.0	10	MCDONALD, HAROLD L.	OK	1867	548	53	7:23	3:13:45.7
111	BECKER, TEO	TX	1812	1758	49	9:30	4:09:12.6	11	ROBINSON, JOHN	AR	2423	557	54	7:24	3:14:13.2
112	HUGHES, JIM A.	TX	2727	1775	46	9:32	4:10:06.0	12	BUSHHOLZ, MARK A.	NE	1522	583	52	7:27	3:15:24.0
113	BISHOP, MAX D.	KS	414	1777	45	9:32	4:10:07.2	13	NOLTE, RALPH K.	TX	439	593	51	7:28	3:15:49.3
114	HYERS, EDWARD L.	TX	286	1793	55	9:35	4:11:17.2	14	COOLIDGE, JOHN W.	TX	858	614	50	7:30	3:16:46.0
115	TYSON, JERRY R.	TX	2622	1809	45	9:37	4:12:25.0	15	RYBAK, JOE	TX	1498	617	50	7:30	3:16:52.2
116	LUNDY, LARRY	TX	1189	1833	49	9:43	4:14:59.4	16	ADELSTEIN, IRVING	TX	329	645	52	7:32	3:17:55.4
117	QUANCE, ROBERT J.	TX	869	1843	49	9:45	4:16:04.7	17	MCHASTERS, RALPH W.	TX	653	680	53	7:37	3:19:51.9
118	WOODSON, CRAIG	TX	541	1863	47	9:49	4:17:32.1	18	TABBERT, ROBERT L.	TX	616	690	52	7:37	3:20:06.2
119	ASH, ANTHONY L.	TX	2724	1868	49	9:49	4:17:42.0	19	SCHNUR, LARRY L.	TX	2379	747	51	7:43	3:22:43.5
120	FINK, WALTER E.	TX	1842	1889	47	9:53	4:19:23.6	20	CABLE, CLYDE H.	CO	572	751	52	7:44	3:22:50.3
121	BIBLER, GARY L.	TX	1014	1903	47	9:56	4:20:52.8	21	MURDOCK, JACK	TX	1255	813	52	7:50	3:25:40.0
122	TORRES, JULIAN	TX	1667	1910	45	9:58	4:21:47.4	22	BANTARELLI, BONNY	TX	1920	859	53	7:54	3:27:31.5
123	SMITH, DONALD H.	OK	2390	1929	44	10:03	4:23:39.6	23	CONNELL, JOE E.	TX	1390	867	50	7:55	3:27:41.9
124	DEAKI, EMERY	TX	2053	1940	48	10:05	4:24:24.5	24	ALLSUP, JACK O.	AR	487	898	50	7:57	3:28:32.2
125	FLEEGER, JAMES E.	TX	763	1946	47	10:06	4:25:13.9	25	MCOUIDDY, JERRY M.	TX	1754	903	50	7:57	3:28:44.6
126	RUSSELL, DAVID F.	AR	1036	1969	45	10:13	4:28:00.1	26	FAY, ROBERT W.	TX	415	911	54	7:58	3:28:54.8
127	HAYNES, HUGH	TX	510	2046	49	10:36	4:38:18.6	27	JONES, LLOYD A.	TX	306	932	53	7:59	3:29:26.9
128	SKAUGEN, THOMAS F.	OH	1277	2050	46	10:37	4:38:46.3	28	NOLAN, LARRY D.	OH	1672	983	51	8:04	3:31:51.0
129	MARTIN, JOHN C.	OK	1454	2059	49	10:40	4:39:43.7	29	LAGUND, MANUEL R.	TX	351	986	54	8:04	3:31:54.3
130	AFFANATO, RICHARD A.	TX	2227	2088	48	10:53	4:45:40.8	30	JARRETT, JIM	TX	2530	1002	53	8:06	3:32:26.2
131	STAGGS, HOMER A.	TX	1383	2089	46	10:57	4:47:10.5	31	BASS, TOM	TX	1884	1014	53	8:06	3:32:42.3
132	MONTGOMERY, RICHARD H.	TX	1193	2115	45	11:02	4:51:14.3	32	MCCUSKEY, JR., SAMUEL	TX	1613	1091	50	8:16	3:36:53.2
133	MULKEY, LOUIS H.	AR	803	2161	49	11:36	5:02:24.0	33	MICHELINI, JAMES E.	TX	2604	1094	52	8:16	3:36:59.3
134	RAY, REX R.	TX	447	2196	48	13:27	5:52:57.9	34	MILLER, JOHN W.	OK	2458	1165	50	8:24	3:40:27.6
135	HUNTER, KENNETH W.	TX	2422	2199	45	15:06	6:36:10.1	35	BRAOY, JACK C.	TX	1294	1238	53	8:32	3:43:46.2
								36	WOLF, JOHN A.	TX	1352	1411	52	8:49	3:51:10.7
								37	GREEN, ARTHUR L.	TX	2363	1430	52	8:50	3:52:00.9
								38	NICKEL, CHARLES J.	LA	1821	1432	53	8:51	3:52:03.5
								39	SCHUPPE, SAM	WI	1184	1467	51	8:53	3:54:02.1
								40	VALENCIA, MARIO I.	TX	2621	1492	50	8:57	3:54:59.8
								41	WHEELER, LEE H.	TX	989	1530	52	9:01	3:56:28.9
								42	PARSONS, JR., EARL	TX	1679	1533	50	9:03	3:57:30.1
								43	SARTAIN, EDWARD C.	TX	1820	1558	51	9:04	3:57:48.0
								44	BABB, BERNARD F.	AR	1501	1643	50	9:11	4:01:08.3
								45	NELSON, TOM L.	TX	2295	1647	54	9:12	4:01:23.5
								46	KONIGEL, HAROLD F.	TX	2432	1662	51	9:14	4:02:11.4
								47	CARIS, JOHN C.	TX	1170	1782	51	9:32	4:10:19.5
								48	HILLER, JERRY H.	TX	2496	1789	50	9:33	4:10:49.4
								49	DIXON, NEIL	LA	2149	1835	51	9:44	4:15:16.7
								50	EILERT, JOHN W.	TX	569	1837	54	9:44	4:15:32.4
								51	KRAMER, JOHN P.	TX	496	1838	53	9:44	4:15:32.8
								52	ARDEN, BILL P.	TX	2265	1893	53	9:54	4:19:09.4
								53	WALKER, BOB	TX	547	1909	53	9:58	4:21:23.8
								54	RED EAGLE, OARFEATHER	TX	2279	1945	51	10:06	4:25:13.6
								55	REID, JACK E.	TX	1935	1962	54	10:11	4:27:25.0
								56	PHILLIPS, OIL	TX	2272	1977	53	10:14	4:28:33.3
								57	EVANS, ROY G.	TX	1718	1984	52	10:16	4:29:20.2
								58	CAMPBELL, PARKS	TX	1177	2012	50	10:25	4:33:18.6
								59	PAUL, KENNETH L.	TX	768	2015	51	10:26	4:33:38.9
								60	REED, JAMES W.	TX	1692	2064	54	10:41	4:40:08.8
								61	VLANIDES, ULY	TX	1035	2067	53	10:42	4:40:33.3
								62	NICKEL, WAYNE L.	TX	1396	2079	52	10:49	4:43:55.4
								63	CURTIS, DREW E.	TX	1262	2084	53	10:53	4:45:30.0
								64	GREEN, BOB E.	WI	1443	2106	52	11:02	4:49:31.6
								65	FULLER, CHARLES H.	TX	1521	2159	50	11:30	5:01:59.5

CLASS 14 RESULTS  
MALE AGE 55-59

POSITION	NAME	STATE	RUNNER NO.	OVERALL FINISH	AGE	PACE	FINISH TIME
1	MERKELZ, CHARLES E.	TX	111	309	58	6:55	3:01:41.9
2	HIXSON, ELMER L.	TX	2050	917	56	7:58	3:29:06.3
3	CRINZI, E. PAUL	TX	713	944	56	8:00	3:30:05.0
4	RADURN, WARREN J.	TX	874	960	59	8:02	3:30:44.2
5	JOHNSON, CLYDE D.	MO	2764	1167	59	8:24	3:40:32.8
6	GUCKETT, THOMAS R.	OK	2096	1350	56	8:43	4:08:40.2
7	LANG, EDDIE	TX	1973	1371	55	8:45	4:09:45.8
8	HAUGH, ROBERT C.	TX	304	1435	59	8:51	4:11:11.1
9	PLAFKER, NATHAN V.	DE	1980	1480	58	8:56	4:14:33.4
10	BRANDSTETTER, JOSEPH	TX	319	1615	55	9:08	4:39:39.9
11	CARTER, JIM	TX	460	1671	58	9:16	4:03:03.7
12	ANDERSON, CHARLES H.	TX	933	1791	57	9:34	4:10:51.0
13	CLAY, HARRY G.	TX	2267	1819	59	9:39	4:13:24.1
14	MAY, JR., BENJ. F.	TX	2170	1845	59	9:46	4:16:08.5
15	POPPE, ROBERT F.	CO	542	1879	58	9:51	4:18:41.1
16	STERN, LEONARD	TX	1835	1908	56	9:58	4:21:24.0
17	BERRY, THOMAS E.	TX	575	1913	57	9:59	4:21:55.4
18	MARTIN, JAMES H.	AR	827	1915	56	9:59	4:22:04.0
19	EMERY, GENE	TX	610	1948	57	10:07	4:25:28.3
20	HOOHAN, WALTER E.	TX	819	2019	57	10:27	4:34:05.0
21	CONKRIGHT, JESSE E.	TX	622	2031	58	10:29	4:35:13.3
22	MCCOON, ROBERT	TX	1200	2058	58	10:39	4:39:38.9
23	POTTER, WALLACE O.	TX	1130	2081	55	10:50	4:44:19.3
24	JOHNSON, CHARLES C.	TX	1293	2165	55	11:06	5:04:12.8
25	UHRIG, HENRY T.	TX	1271	2181	50	12:01	5:15:14.1

CLASS 15 RESULTS  
MALE OVER 59

POSITION	NAME	STATE	RUNNER NO.	OVERALL FINISH	AGE	PACE	FINISH TIME
1	BARRETT, DUKE	TX	2378	817	60	7:51	3:23:51.1
2	SHEEHAN, GEORGE A.	NJ	2835	994	62	8:05	3:32:08.0
3	FRYER, MILTON	CA	1257	1102	62	8:17	3:37:24.4
4	GRANDER, GICK	TX	300	1181	63	8:25	3:41:04.1
5	ROBERS, ORVILLE C.	TX	1063	1279	63	8:36	3:49:30.3
6	SHEARHART, CECIL W.	TX	2405	1363	61	8:43	3:49:32.3
7	BUSH, BILLY	TX	1313	1611	60	9:07	3:59:23.2
8	POOLER, JERRY N.	TX	509	1640	60	9:11	4:01:01.4
9	OUTLAW, JAMES B.	TX	337	1727	62	9:24	4:06:52.9
10	VILLEMEZ, CLYDE J.	TX	200	1742	69	9:27	4:08:12.4
11	SCHILLER, JR, ROBERT E.	TX	354	1753	62	9:29	4:08:56.2
12	MESHIER, CHARLES W.	TX	2313	1786	60	9:38	4:09:09.5
13	MCCORD, HERSHEL L.	IN	2000	1796	61	9:35	4:11:24.9
14	NEAL, AL	WA	1030	1830	60	9:42	4:14:23.2
15	CARPENTER, JAMES O.	TX	2715	1968	60	10:12	4:27:46.8
16	BOLTON, EVERETT D.	AR	2775	1973	63	10:13	4:28:15.7
17	DANFORTH, GEORGE L.	TX	2561	1982	60	10:15	4:29:06.7
18	ABERCOBIE, RILEY						



JUAN ZETINA



HOPE WILSON



JAMES JENNINGS OF ADIDAS



ELEVENTH ANNUAL  
WHITE ROCK MARATHON



## WHITE ROCK MARATHON HISTORY

In this its eleventh running, the scenic White Rock Lake course can claim to be the largest and fastest marathon in Texas. This year's route is the 4th variation of the course.

### 1971

March 6, 1971. The inaugural White Rock saw 82 entrants including 2 women to the starting line. Following a course which circled the lake twice (11.1 miles each loop) and then down 2 miles and back, Little Rock, Arkansas school teacher Ricky Richardson outdistanced Wayne Comer of Houston 2:38:09 to 2:40:11. The noon starting time saw cool temperatures melt away and the famous White Rock winds buffet the runners. Nevertheless 61 runners finished. Annabelle Corby was the only woman finisher with a time of 4:12:25. Twenty-three runners bettered 3:30 with eight going under 3 hours.

### 1972

March 4, 1972. Noon saw 143 entrants greeted by a starting temperature in the lower 60's and a 15 mph wind. North Texas State's Paul Hoffman, running an even paced run, blasted to a 2:23:18. At age 19, Paul's run was one of the best at that time ever run by an American Junior. Gary Tuttle, to later set American records at 10 miles, 20 km, and 1 hour held off fast closing Wayne Comer 2:28:13 to 2:28:54. Four of the women finished with Terry Stansky at 3:49:29 leading the way. 109 finished with 46 runners beating 3:30 and 21 cracking 3 hours.



### 1973

March 3, 1973. Warm weather pushing temperatures to about 70° greeted the 155 runners in the 3rd White Rock Marathon. Wayne Comer, twice a bridesmaid, easily outdistanced the field finishing over 6 minutes ahead of Ronnie Hess in the time of 2:37:45. Four women finished led by Patti Price at 4:27:45. Thirty-three of the 107 finishers slipped under 3:30 and 14 cracked 3 hours.

### 1974

February 23, 1974. A new starting time of 9:00 a.m. and a new course partially necessitated by destruction of a part of the lake road greeted 159 runners. Temperatures were in the low 40's and the famous White Rock winds were quiet until about 10:30. Terry Ziegler and Don Kennedy came through the first of three loops at a sub 2:14 pace. At 10 miles they were 51:00 and 51:01. Slowly pulling sway, Ziegler came home in 2:19:18 with Kennedy at 2:21:34. Kathy Loper led the three women finishers with 3:13:48. Eighty-three of the 125 finishers were under 3:30 and 34 bettered 3 hours. For Ziegler it marked his 12th marathon and 6th victory, but this one thrust the Oklahoman into national prominence with his first sub 2:20.

### 1975

February 22, 1975. The cold winds blew and the rain came down in buckets to greet 219 starters. Terry Ziegler repeated as champion with a time of 2:26:07. Mike Albert with a strong finish edged Hank Pfeifle 2:27:43 to 2:28:19. Kathy Loper defending her women's title splashed to 3:00:54 as ten women finished in this Aquathon. Overall 167 runners finished with 123 bettering 3:30 and 46 sneaking in under 3 hours. Dorothy Doolittle, later in the year to run the 10th fastest marathon ever run by a woman (2:51:22) showed her promise with a 3:09:47.



### 1976

February 21, 1976. A cloudless "Norther" provided 50° weather, but strong winds again conspired to deny the 240 entrants a perfect day. Don Kennedy was unchallenged from the start and opened up an early lead at the 1/3 point and maintained that margin until he eased in in 2:25:59. Roger Vann ran an even paced 2:26:50 for second place. Dorothy Doolittle, seemingly unaffected by the winds, shattered Kathy Loper's course record with a 2:53:43, leading the 14 women finishers. Overall, 178 finishers with 128 under 3:30 and 56 under 3 hours maintained the course's reputation as fast.

### 1976

December 4, 1976. The 7th time was a charm, but it came with numerous changes and innovations. The Aerobics Center of Dallas joined the Cross Country Club of Dallas in sponsoring the growing race. Greg Pape, the race director, determined that the first Saturday in December was historically good marathon weather and the decision was made to switch to that date. 300 marathoners toed the line and were started by the Mayor of Dallas, Robert Folsom. The runners responded to perfect weather (50°; winds under 5 mph) with fantastic times. Jeff Wells of Dallas exploded on the National scene with a sparkling 2:15:11, nosing out his roommate at Dallas Theological Seminary John Lodwick who was close behind the entire way at 2:16:23. Clint Mericle and Kyle Heffner battled to 2:23:16 and 2:23:39 for 3rd and 4th places. The ladies winner, Jean Ohly of Southern Illinois University ran 3:07:26 to lead the way for 23 women finishers. The 250 finishers showed 176 bettering 3:30 with 76 under 3:00.

WHITE ROCK MARATHON WINNERS

DATE	ENTERED	FINISHED	% FINISHED	WOMEN	MALE WINNER	FEMALE WINNER
1971	81	62	76.5	1	Ricky Richardson 2:38:09	Annabelle Corbov 4:12:25
1972	143	109	76.2	4	Paul Hoffman 2:23:18	Terry Stransky 3:49:29
1973	155	107	69.0	4	Wayne Comer 2:37:45	Patti Price 4:27:45
1974	159	125	78.6	3	Terry Ziegler 2:19:18	Kathy Loper 3:13:48
1975	219	167	76.3	10	Terry Ziegler 2:26:07	Kathy Loper 3:00:54
1976	240	178	74.6	14	Don Kennedy 2:25:59	Dorothy Doolittle 2:53:43
1976	300	250	83.3	27	Jeff Wells 2:15:11	Jean Ohly 3:07:26
1977	909	700	77.0	46	John Lodwick 2:16:43	Marianne Pugh 2:56:55
1978	2404	1825	75.9	155	Tom Marino 2:18:55	Karen Bridges 2:48:36
1979	2608	2144	82.2	204	Kyle Heffner 2:14:30	Toni Bernhard 2:47:31
1980	2770	2199	79.4	241	Robert Wallace 2:15:19	Martha Sartain 2:41:14

1977

50° at the 9 a.m. start sounds great, but at noon 76° and a 15 mph south wind had played April Fool in December on the 909 marathoners. John Lodwick ran away with an easy 2:16:43 victory with Tom Marino at 2:20:29 and Ron Tabb at 2:22:01 foretelling future success for both. Meanwhile Marianne Pugh and Penny DeMoss led the women with 2:56:55 and 2:56:58. These two ladies were never to be more than a few yards apart and ended in a sprint at the finish.

1978

Race Director Dale Hager saw 2404 marathoners answer the gun in 70° muggy, cloudy conditions. SMU's Tom Marino in true White Rock tradition captured the victory after a 2nd place finish in 1977. Tom's winning time was comfortably ahead of Ed Leddy running for the Adidas Running Club in 2:18:55 to 2:20:26. Karen Bridges of Oklahoma State took more than 5 minutes off the previous ladies record with her 2:48:36. In all, 1825 finishers including 155 women would complete Texas' largest marathon.



1979

2608 Starters were treated to perfect conditions at the Tenth White Rock Marathon as Race Director James Thurston sent the runners out into cool, 37°, dry, 40%, and calm, 6 mph, weather. Kyle Heffner of Dallas, who would later finish third at the Olympic Trails at Buffalo, New York in 2:10:54, blazed a Texas record 2:14:30. Kyle never led until he caught Fred Torneden at 25 miles. Fred who finished in 2:14:51 after a "breakaway" from 16 to 19 miles had led until Kyle's strong finish caught him. Their times both broke Jeff Wells' 1976 record time of 2:15:11.

Toni Bernhard of Houston led the 204 women finishers in another new record of 2:47:31. Second place went to Kathleen Whitcomb in 2:50:03 as five women bested three hours.

In all 2144 finishers (including the legendary Arthur Lydiard) representing 82% of the field ran the classic distance. The Tenth White Rock Marathon closed out the 1970's, a decade of excellence, as seven men were under 2:20 and 310 men and women were under three hours.

WHITE ROCK MARATHON BEST TIMES

MEN	DATE	AGE	TIME
Kyle Heffner	12/79	25	2:14:30
Fred Torneden	12/79	22	2:14:51
Jeff Wells	12/76	22	2:15:11
Robert Wallace	12/80	29	2:15:19
John Lodwick	12/76	22	2:16:23
John Lodwick	12/77	23	2:16:43
Mike Hairston	12/79	24	2:17:49
Dwain Spitz	12/79	30	2:18:02
Steve Floto	12/79	27	2:18:15
Tom Marino	12/78	21	2:18:55
Robert Busby	12/79	30	2:18:58
Terry Ziegler	2/74	23	2:19:18
Stan Vernon	12/79	24	2:19:23
Tom Marino	12/77	20	2:20:09
Ben Moturi	12/80	26	2:20:24
Ed Leddy	12/78	27	2:20:26
Juan Zetina	12/80	24	2:20:30
Juan Zetina	12/79	23	2:20:42
Mark Bishop	12/79	22	2:20:59
John Miley	12/79	20	2:21:06

WOMEN	DATE	AGE	TIME
Martha Sartain	12/80	24	2:41:14
Toni Bernhard	12/79	33	2:47:31
Karen Bridges	12/78	20	2:48:36
Karlene Erickson	12/80	15	2:49:16
Kathleen Whitcomb	12/79	24	2:50:03
Hope Wilson	12/80	20	2:50:48
Dorothy Doolittle	2/76	29	2:53:43
Becky McClenny	12/80	24	2:54:47
Marianne Pugh	12/77	28	2:56:55
Penny DeMoss	12/77	27	2:56:58
Mary Jones	12/80	36	2:58:20
Robyn Wiley	12/79	19	2:59:11
Martha Sartain	12/79	23	2:59:19
Peggy Marcom	12/80	34	2:59:32
Peggy Marcom	12/79	33	2:59:46

WHITE ROCK MARATHON AGE BESTS

<u>AGE</u>	<u>MEN</u>	<u>DATE</u>	<u>TIME</u>	<u>WOMEN</u>	<u>DATE</u>	<u>TIME</u>
6	Clark Minton	1977	4:22:41			
7						
8	Trey Hertel	1979	4:32:12			
9						
10	James Beam	1978	3:26:20	Valerie Neck	1979	3:34:09
11	Scott Wyrick (D)	1976	3:24:35			
12	Clarence Swain (F)	1976	3:23:10			
13	Jeff Kilburn	1979	3:24:37	Melanie Smith	1980	4:00:00
14	Greg Hurst	1979	3:04:13	Kathy Hainline	1978	3:53:51
15	Tim Kerr	1977	2:57:44	Karlene Erickson	1980	2:49:16
16	Steve Spillar	1979	2:44:34	Suzanne Hollon	1979	3:47:33
17	John Budd	1978	2:42:16	Veronica Torrez	1979	3:35:37
18	John Kellog (D)	1976	2:32:36	Linda Snovak (D)	1976	3:13:16
19	Paul Hoffman	1972	2:23:18	Robyn Wiley	1979	2:59:11
20	Tom Marino	1977	2:20:09	Karen Bridges	1978	2:48:36
21	Tom Marino	1978	2:18:55	Martha Sartain	1979	3:08:22
22	Fred Torneden	1979	2:14:51	Cindy Cockroft	1978	3:06:31
23	John Lodwick	1977	2:16:43	Martha Sartain	1979	2:59:19
24	Mike Hairston	1979	2:17:49	Martha Sartain	1980	2:41:14
25	Kyle Heffner	1979	2:14:30	Donna Burge	1978	3:00:35
26	Ben Moturi	1980	2:20:24	Joy Frederick	1980	3:13:07
27	Steve Floto	1979	2:18:15	Penny DeMoss	1977	2:56:58
28	Wayne Wallgren	1979	2:25:53	Marianne Pugh	1977	2:56:55
29	Robert Wallace	1980	2:15:19	Dorothy Doolittle (F)	1976	2:53:43
30	Dwain Spitz	1979	2:18:02	Sue Moen	1980	3:07:59
31	Larry Frederick	1980	2:24:35	Kathy Loper	1974	3:13:48
32	Raymond Jones	1980	2:29:45	Kathy Loper	1975	3:00:54
33	Mike Matheny (F)	1976	2:33:44	Toni Bernhard	1979	2:47:31
34	Mike Matheny (D)	1976	2:33:25	Peggy Marcom	1980	2:59:32
35	Simon McNamee	1975	2:33:39	Mary Jones	1979	3:08:45
36	Kenneth Young	1977	2:31:08	Mary Jones	1980	2:58:20
37	Charles Frawley	1980	2:31:09	Sandy Heckman	1979	3:38:44
38	Tom Mayfield	1977	2:32:09	Brenda Hon	1980	3:05:39
39	Ray Stevens, Jr.	1979	2:32:10	Mary Kennard	1978	3:13:28
40	Tom Mayfield	1979	2:32:20	Patti Price (D)	1976	3:19:36
41	Thomas Mayfield	1980	2:34:55	Mary Kennard	1980	3:02:06
42	Brian Bolton	1980	2:43:46	Maria Johnston	1979	3:09:29
43	Aldor Lanctot	1979	2:33:39	Patti Blide	1979	3:24:01
44	Aldor Lanctot	1980	2:39:23	Jan Ceverha	1980	3:27:50
45	Hans Meinardus	1979	2:43:13	Donna Wright	1980	3:17:36
46	Bob Creighton	1980	2:46:23	Oneita Hedgecock	1979	3:45:51
47	Albert Becken	1977	2:49:01	Oneita Hedgecock	1980	3:44:44
48	Allan Lawrence	1978	2:43:24	Lida Askew	1975	3:46:21
49	Allan Lawrence	1979	2:41:21	Gerry Weaver	1980	3:52:29
50	Richard Widener	1977	2:46:39	Fran Green	1980	4:16:06
51	Richard Widener	1978	2:53:05	Frances Powers	1978	4:13:20
52	Alex Ratelle (D)	1976	2:41:10			
53	Alex Ratelle	1977	2:36:46	Lida Askew	1979	3:44:03
54	Warren Rabourn (D)	1976	3:14:06	Lida Askew	1980	4:01:56
55	Charles Merkelz	1977	3:04:22			
56	Robert Haugh	1977	3:11:25			
57	Charles Merkelz	1979	3:01:13			
58	Charles Merkelz	1980	3:01:42			
59	Gerritt Hoogenboezem	1979	3:08:31			
60	Don Logan	1975	3:15:46			
61	Charles Ogilvie	1979	3:22:54			
62	Arthur Lydiard	1979	3:07:22			
63	Clyde Villemez	1974	3:30:05			
64	Don Logan	1978	3:29:24	Burnis Hicks	1977	5:30:27
65	Clyde Villemez (D)	1976	3:35:23			
66	Dorse Dubois	1979	4:00:31			
67	Clyde Villemez	1978	3:56:12			
68	Clyde Villemez	1979	3:27:21			
69	Clyde Villemez	1980	4:08:12			
70	Walt Stack	1977	4:18:25			


# Get in the running



If you're into jogging or serious running, get into the action with adidas. The comfort, lightness, fit and special construction of the adidas running shoe make it more than an ordinary shoe. It's something special.



7093 Marathon 80



3486 Marathon Trainer Ladies

\* \* \* \* \*

1980

DALLAS WHITE ROCK MARATHON

CONGRATULATIONS

Martha Sartain

(Regional Adidas Team Member)

Winner Womens Division

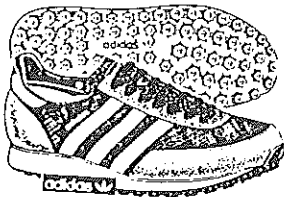
W.R.M. Record 2:41:13

4 of the 1st 10 men finishers wearing Adidas

\* \* \* \* \*



3485 Marathon Trainer




3492 TRX Trainer Ladies



3491 TRX Trainer

**adidas**<sup>®</sup>  
*We've got a feeling for winning.*





# 11th Annual Dallas White Rock Marathon

directed by  
the Cross Country Club of Dallas

This is to certify that \_\_\_\_\_ has participated in and  
successfully completed an AAU certified distance of  
26 miles, 385 yards in a time of \_\_\_\_\_

starters 2770 finishers 2199 your position \_\_\_\_\_

Date: December 6, 1980

*James Thurston*

President of Cross Country Club of Dallas

*Kenneth H. Cooper M.D.*

Founder and Director, Aerobics Activity Center

SPECIAL THANKS TO...

The Cross County Club of Dallas  
The Aerobics Activity Center

SPONSORS

Texas Instruments  
Adelstein Jewelers  
Adidas  
Steak and Ale Restaurants

Joe Zimmerman  
Irving and Keith Adelstein  
James Jennings  
Lou Neeb

WHITE ROCK MARATHON COMMITTEE

Irving Adelstein  
Dick Blum  
Rollie Blumer  
C. T. Cadenhead  
Rick Crossland  
Marty Evenson  
Bill Grantham  
Fred Hoster  
James Jennings

Donald Key  
Mike Matheny  
Lou Neeb  
Bob O'Connor  
John Robertson  
Dave Somerville  
Ralph Taite  
James Thruston  
Joe Zimmerman

ORGANIZATIONS

Coca Cola  
Dallas Amateur Radio Club  
Dallas Park and Recreation  
Department  
Dallas Police Department  
Dannon Yogurt

The Jogger  
Becomers Class, Highland Park  
United Methodist Church  
The Roadrunner  
Texins Striders  
Sport Photo

RACE DIRECTOR

James Thruston

CHIEF RACE OFFICIALS

Terry Griffin  
C. T. Cadenhead  
Dick Blum  
John Robertson  
Peter Irwin  
Martin Kreis  
Larry Phillips  
Lynn Ridsdale  
Richard Martin  
Jim Sanders  
Richard Pettigrew  
Jim Griffin

Course Guide and Cleanup  
Computerized Registration and Results  
Finish Line  
Medical  
Announcer  
Aid Stations  
Traffic, Safety, and Security  
Directional Signs  
Split Timers  
Communications  
Starting Line Seeding and Sound System  
Results Booklet


BANQUET

Rick Crossland and Steak and Ale

EXTRA SPECIAL THANKS TO OVER 300 VOLUNTEERS WHO HELPED INSURE THE SUCCESS OF  
THE 1980 MARATHON

# Unmistakably Steak & Ale.

When you walk, don't exactly go with a limp. That's good. When it comes to the table and getting started, that's better. But when you look forward to an hour before you arrive, and the evening feels stretched you linger an hour after you expected to leave—that's unmistakably Steak & Ale.



Enjoy it all with the American Express® Card.

**STEAK  
and ALE**  
RESTAURANT

© 1997 Steak & Ale Restaurants, Inc.



Dallas White Rock Marathon Committee  
Suite 213  
6434 E. Mockingbird Lane  
Dallas, Texas 75214

BULK RATE  
U.S. POSTAGE  
**PAID**  
PERMIT NO. 1788  
DALLAS, TEXAS

0033 04-41F  
MARY A. KENNARD  
605 E SPRING VALLEY RD  
RICHARDSON, TX 75081