

DALLAS WHITE ROCK MARATHON



1991

1991

FAST TRACK



If your career is on the fast track, make sure your running program is headed in the same direction by joining the Baylor Fitness Center. It offers you the most comprehensive sports facility in the downtown area, featuring two outdoor running trails and a 1/10-mile banked indoor track. The outdoor track offers a choice of running surfaces: synthetic or crushed bark. You can also choose between the 1/4-mile or 1/2-mile trail. Both wind their way around our seven-acre landscaped park. And since the Baylor Fitness Center is located inside the Tom Landry Sports Medicine and Research Center, you also get the added benefit of our sports medicine services. Here your performance can be evaluated by a staff of sports scientists who offer athletes

sport-specific testing and technique analysis. And if an injury is keeping you from competition, the center also offers diagnosis, treatment and rehabilitation of sports-related injuries.

If your goal is an outstanding running program, get on the fast track by joining the Baylor Fitness Center. Call 1-800-4BAYLOR (1-800-422-9567).

COMPLIMENTARY TWO-WEEK TRIAL.

To arrange your two-week complimentary personalized training program at the Baylor Fitness Center, call 1-800-4BAYLOR. Offer expires February 29, 1992.



TOM LANDRY SPORTS MEDICINE & RESEARCH CENTER

An Affiliate of the Baylor Health Care System

411 N. Washington Street, Dallas, Texas 75246

**Board of Trustees
The Dallas
White Rock Marathon**

Irving Adelstein
Karen Austin
Amy Blum
Tricia Crisp
Jeanne Cullers
Jane Deeken
George Eastes
David Evans
Bob Hancock
Mary Kennard
Donald Key
Rio King
Don Lucas
Billy Martin
Emily McAdams
Dodd Miller
Rob Schwartz
Steve Shopoff
Edwin Smith
Charles Sterling
Ken Vines
Vern Yeager
Joe Zimmerman

Dear Runners:

1991 was a very special year.

For the first time, Thanksgiving weekend hosted the 22nd running of the Dallas White Rock Marathon, adding an especially festive atmosphere to the event.

Race day morning dawned cold and rainy, yet 2,855 turkey-stuffed starters charged down Young Street and into the record books as the most diverse field in our history. Runners from seven foreign countries and forty states entered this year's Marathon; over half the field came from outside the Dallas-Ft. Worth metroplex.

In spite of the less-than-favorable weather, 83% of those runners finished the race, an extraordinarily high percentage that attests to the outstanding support they received from our 1,500+ loyal race volunteers, 14 wildly enthusiastic aid stations, and our generous corporate sponsors—Texas Instruments, MassMutual, American Airlines, ARA Services, and the Tom Landry Sports Medicine and Research Center.

Again in 1991, "The Rock" proved itself as one of America's most popular marathons, and one of the very few staged entirely by a volunteer staff of fellow running enthusiasts. In 1991, we're told, the Dallas White Rock Marathon was the largest no-prize-money marathon in the country, and one of the best known and most prestigious. We're proud of these accolades, and we thank you, runners, for your support.

Internationally, Dallas is known as a "runner-friendly" race that's ideal for first-time marathoners as well as seasoned athletes gearing up for world-class rankings. Mexico's Andres Espinosa Perez was an unknown when he won The Rock in '88 and '89. In 1991, he finished second at the New York Marathon in 2:10, then took the time to travel to Dallas to cheer each of you on to your personal victory.

1991 was a special year at The Rock, as it was throughout the world. We hope to see you next year—on December 6, 1992. Same starting time, same starting line.

BOB HANCOOK
Race Director

BILLY MARTIN
Assistant Race Director

All Board of Trustees members appreciate the support of each marathon runner. Board members shown are: (seated l to r) David Evans, Amy Blum, Bob Hancock, Emily McAdams, Donald Key, and Irving Adelstein; (standing l to r) Steve Shopoff, Ken Vines, Mary Kennard, Joe Zimmerman, Rio King, and Dodd Miller.



We help you
keep your promises.



MassMutual[®]

The Dallas Agency
Michael Q. McAdams, CLU, General Agent
5080 Spectrum Drive, Suite 702 E, Dallas, TX 75248.
(214) 458-9907.



WEATHER CONDITIONS

<u>Time</u>	<u>Temperature</u>	<u>Dewpoint</u>
8 a.m.	39°	38°
9 a.m.	39°	37°
11 a.m.	38°	36°
12 noon	36°	34°

Cloudy skies with light rain. Rainfall 0.1 inch. Wind 10-15 mph. Visibility 3-5 miles.



Race starter was Dallas Mayor Steve Bartlett, who demonstrated the city's support and expressed interest in the future development of the Dallas White Rock Marathon.



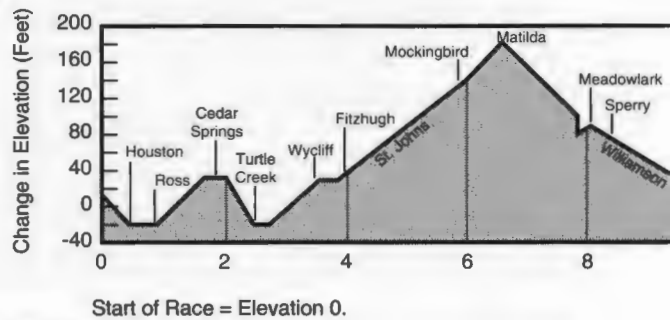
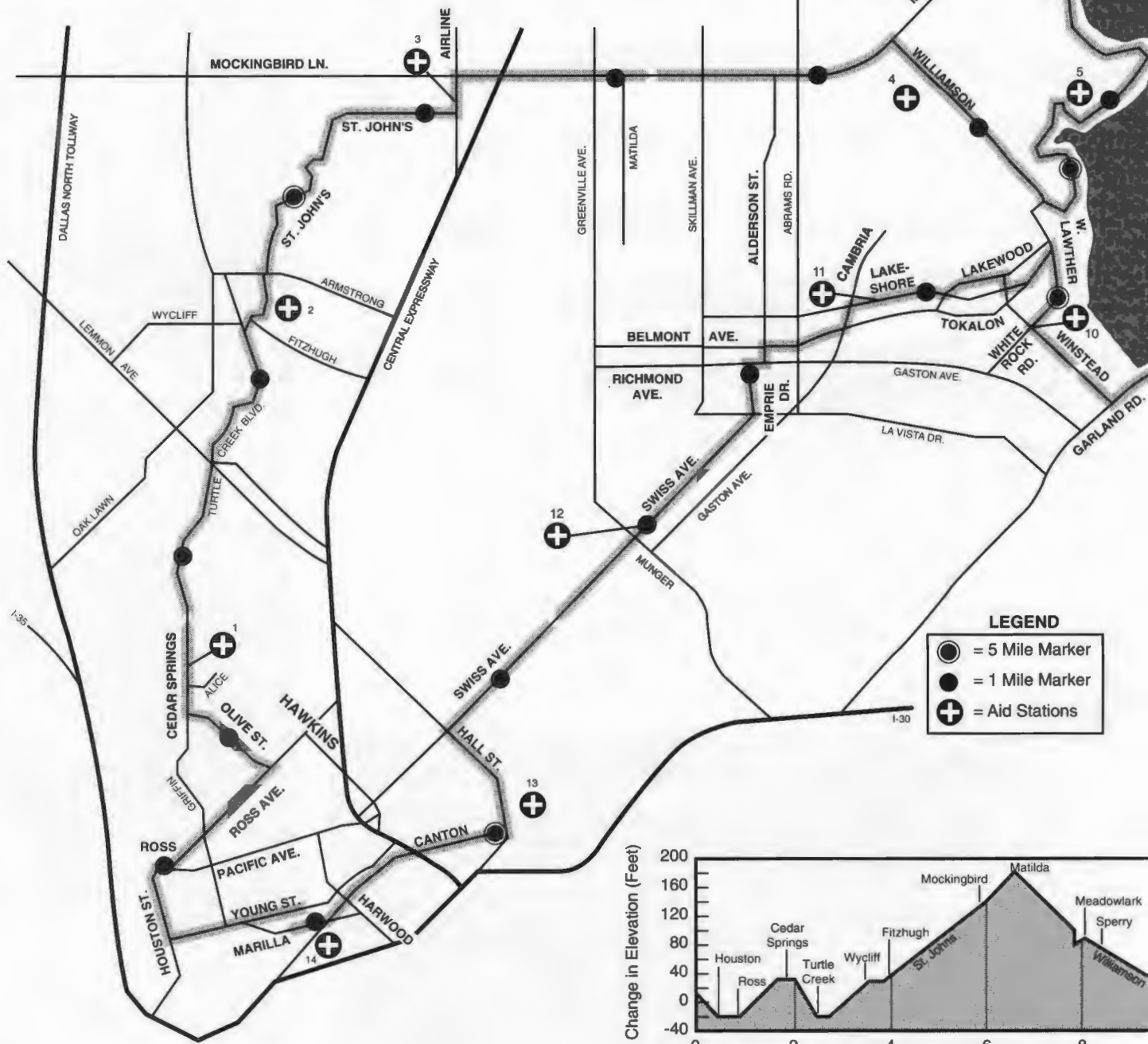
KVIL Radio's energetic DJ Terry King broadcast race commentary updates throughout the race and conducted live interviews with the male and female winners from KVIL's rolling stereo studio (left) at the race finish line.



Certified Route

The Dallas White Rock Marathon course starts and ends at Dallas City Hall. After passing through some of the old and new areas of downtown, the course proceeds up Turtle Creek Boulevard and through the Township of Highland Park. It then goes out Mockingbird Lane for the traditional loop around White Rock Lake, returning to City Hall through the scenic Lakewood area and historical Swiss Avenue. Fourteen fully staffed and equipped aid stations are spread at approximately two-mile intervals to cheer the runners on.

The 1991 Dallas White Rock Marathon was certified by The Athletics Congress (TAC Certification Number TX 86078KL), and is a qualifying event for the Boston Marathon.



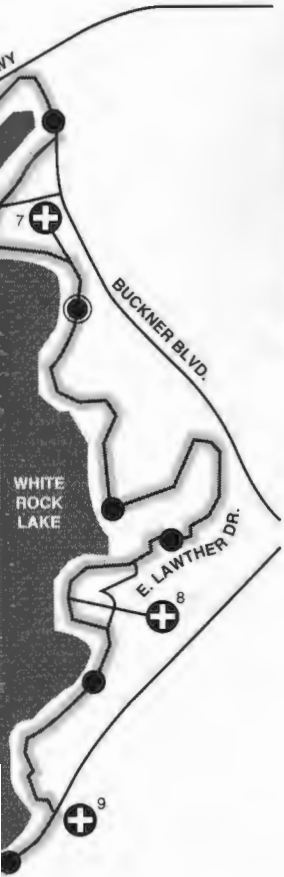
CORPORATE A DIVISION WINNER



Texas Instruments makes it eight straight victories with "A Salute to the Military." For ARA Services, it's #2.



Flag-waving Donna Livermore represents all company employees who welcomed, cared for, encouraged, and entertained runners passing through the TI/ARA aid station.



CORPORATE B DIVISION WINNER



MassMutual's banner says it all. For the second straight year, their aid station earned a #1 spot in the hearts of the runners.

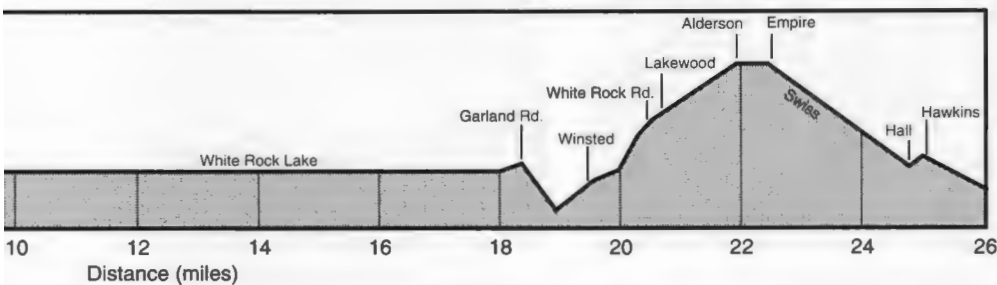


Tom Landry Sports Medicine and Research Center's King Kong was a big hit with runners and spectators.

NON-CORPORATE DIVISION WINNER



- AID STATIONS**
- 1 TNG (Thursday Night Group)
 - 2 Luke's
 - 3 MassMutual
 - 4 Alexander & Alexander
 - 5 Texas Instruments/ARA
 - 6 J.C. Penney
 - 7 First Gibraltar
 - 8 Mobil
 - 9 Abbott Labs
 - 10 The Aerobics Center
 - 11 White Rock Athletic Club
 - 12 E-Systems
 - 13 Tom Landry Sports Medicine
 - 14 American Airlines



Winning The Rock 1991

By Robert Vernon

How can you know? Three months, six months, nine months in advance, when you first start planning to run a marathon, how can you know if everything is going to work out according to plan?

You do your best to select a race that has a good course, good weather and, if you are seeking a fast time, good competition. You plot your training schedule accordingly. You build up. You prepare. You arrive at the start line in the best shape of your life, and then...

It's a fragile thing this marathon timing. A poor menu selection. Underhydrating. Overhydrating. A cold front. A warm spell. Southerly winds. Northerly winds. Rain showers. All of these elements, and countless more, can upset even the most dead solid perfect planning and preparation.

Take the case of the 1991 Dallas White Rock Marathon. Tradition says the race should've been festive and fast. Well, festive it was, despite the rainy conditions, but fast it wasn't. Recent tradition also says that the men's winners should hail from Mexico. Does New Mexico count?

Strangely, after three years of dominance, the powerful Mexican contingent faded from the scene at the 1991 Rock. Jim Sterling, 28, Los Alamos, New Mexico, had been counting on those fleet feet from south of the Rio Grande to help push him to an Olympic Trials qualifying time. He'd also been hoping for a dry track and an absence of a headwind. He'd been counting on all

those things for months since he'd targeted The Rock as his best chance to run under 2 hours 20 minutes and qualify for the men's Olympic Trials. How can you know?

Two days of rain prior to the race, as well as an early-race shower, left the streets just slick enough to make the footing less than ideal. Still, the 40-degree temperature and the light headwind were encouraging. But unfortunately for the game Sterling, there were no challengers in the field ready to make an assault on the 2:20 barrier.

As a result, the Texas A&M graduate had to go after the qualifying standard on his own. It was a lonely quest, and, alas, an unsuccessful one.

Sterling, who ran wearing a Santa Monica Track Club singlet and, for at least the first 10 miles, a fluorescent green mambo sock

on his head, led the field from the first mile. He was never challenged as he ran to his first marathon victory in 2:25:53. The closest runner to him was John Case of Rockwall, who was nearly seven minutes back. Case, it turns out, provided the most drama of the day as he outkicked Ed Ostrovich of Dallas in the final 300 yards after running 22 miles together.

"I came here thinking I could run in a pack," Sterling said. "I thought there would be plenty of guys to push me to a qualifying time."

But it was apparent to Sterling after a 5:35 opening mile that if anyone was going to do the pushing, he would be the one and only. "I thought there would at least be someone to take it out the first mile," he said. "That was way too slow. When I took off, I expected someone to come with me."



Jim Sterling approaches the finish line unchallenged, 1991 winner.



Peggy Murphy heads for the tape as the 1st place female winner.

No one did because no one could. A 5:29 second mile left Sterling so far ahead, no one could make up the distance on this day. By 10K, Sterling was two minutes up on Juan Castulo of Balch Springs, and things never got any better.

Though he was on qualifying pace at 10 miles and within striking distance at halfway (1:10:24), Sterling, who had barely missed qualifying in 1984 and 1988, was struggling to maintain his pace. Having no one to share the workload with or to force him to dig deeper became evident. By the homestretch, Sterling had slowed to a 6:10 pace. The quest was over.

"I kept expecting someone to come blowing by me at any second," he said. "I was surprised no one did."

Sterling was not alone in his quest for an Olympic qualifying time. Nor was he alone in his disappointment. Women's winner Peggy Murphy of Edmond, Oklahoma, also came up short.

Murphy, a 29-year-old student, had been shooting for a sub-2:45 to earn even a token spot on the starting line at the women's Olympic Trials the next month in Houston. Like Sterling, she had barely missed the trials four years before. The Rock, she felt certain, was the right race at the right time.

In many respects, it was. But though she held pace for 24 miles, Murphy's legs couldn't hold up for a final push. She finished in 2:48:38, the seventh-fastest winning time in Rock history.

"I was on pace until the last two miles, then I just died," said Murphy, who runs track for Oklahoma Christian College. "My legs just wouldn't go. I guess

I should've eaten one more baked potato for dinner." Sort of her own version of Murphy's Law.

Like Sterling, Murphy ran point for the entire race. Jacque Struckhoff of Oklahoma City finished second in 2:48:18 with Theresa Swanstrom of Grand Prairie taking third in 2:54:31.

Four years ago, Murphy ran 2:52 in an attempt to qualify for the Olympic Trials. The standard then was 2:50. "I'm improving and it's made me optimistic enough to keep going," said Murphy, the 1991 NAIA marathon champion. "I feel women's distance runners reach their prime when they're 30, and I'm not there yet."

There were many familiar faces among the nearly 3,000 runners who ran the '91 Rock. None was more familiar than Masters winner Terry Ziegler. Terry the Z was the first double-winner at The Rock. Ziegler won the 1974 (2:18:18) and 1975 (2:25:07) editions. His '91 victory time was 2:38:48.

Norma Cousin of Colleyville claimed her first Masters title at her first Rock. Cousins ran 3:21:17. It was not her goal of 3:15, but the Masters title eased the disappointment.

If it hadn't been for his friend and fellow competitor, Rick Gore probably wouldn't even have shown up for the start of the race. And he wouldn't have captured another wheelchair title.

Gore's friend, Jan Mattern, called a couple of hours before the race and said he wanted to Rock. And so the two racers began to roll. Gore had to overcome a flat tire at the 23-mile mark, but he finished first in 2:21:50.

Blind marathon runner Harry Cordellos, a perennial participant



John Case outkicks Ed Ostrovich in the final 300 yards to capture the #2 spot.



Jacque Struckhoff of Oklahoma took 2nd place in the women's division.



Ed Ostrovich, relaxed and happy at press interview following his 3rd place finish.

in The Rock, ran 3:34:50 in his 121st marathon.

Will all these runners be back next year? Possibly. But just as with any marathon, how can you know?



ARA would like to congratulate
all the athletes participating in the
Dallas White Rock Marathon.

Just as we salute these athletes
and their performance today,
ARA excels in its performance
every day with its customers.

We welcome you to



*ARA is an official corporate sponsor of the
Dallas White Rock Marathon.*

*Business Services Group • Campus Dining Services • Healthcare Nutrition Services •
ARA/Cory Refreshment Services • School Nutrition Services • Leisure Services •
ARATEX • Correctional Medical Systems • ARA Living Centers •
Children's World Learning Centers • Szabo Correctional Services • Environmental Services*

*Corporate Headquarters
The ARA Tower
1101 Market Street
Philadelphia, PA 19107
(215) 238-3000*

1991 DALLAS WHITE ROCK MARATHON RACE RESULTS



Top 100 Male Finishers

GRP POS	CLASS	RUNNER NO.	NAME	AGE	STATE	FINISH TIME	PACE
1	1	3	JIM STERLING	29	MM	2:25:53	5:34
2	1	91	JOHN W. CASE	35	TX	2:32:48	5:50
3	1	33	ED OSTROVICH	33	TX	2:32:58	5:50
4	2	2898	JUAN CASTULO	33	TX	2:34:40	5:54
5	2	92	RANDY D. KAISER	29	KS	2:38:34	5:58
6	3	618	THOMAS M. MAHER	34	OK	2:38:41	5:59
7	A	2887	WESLEY R. BROWN	30	OK	2:37:37	6:01
8	5	18	ERIC M. HAGEMASTER	30	TX	2:37:57	6:01
9	6	5	BRAGI THOR SIGURDSSON	31	IC	2:37:55	6:01
10	1	42	TERRY ZIEGLER	41	TX	2:38:49	6:04
11	3	1846	ERNESTO A. CABALLERO	25	TX	2:38:59	6:04
12	1	1019	CLAYTON C. DUFF	19	TX	2:39:17	6:05
13	2	18	JOAQUIN MONTES DE OCA	34	MX	2:39:44	6:08
14	3	1843	LUIS PENALOZA	43	MX	2:40:47	6:06
15	4	2829	JESUS PEDROZA	43	MX	2:41:02	6:09
16	7	2842	CRAIG DUNAGAN	33	TX	2:41:11	6:09
17	2	1894	DAVE E. STROM	39	TX	2:41:32	6:10
18	1	8	DAVID W. ALLEN	31	AR	2:42:29	6:12
19	1	1846	ARNULFO GONZALEZ	48	MX	2:42:36	6:12
20	4	2004	GREG H. PATTIGREW	29	TX	2:41:02	6:12
21	9	2204	STEPHEN D. MCKIMMEY	31	TX	2:42:47	6:13
22	3	193	ROBERT B. FLYNN	37	AR	2:43:22	6:14
23	1	711	DAVID E. THOMPSON	24	TX	2:43:48	6:15
24	10	2140	STEVE GREENSPAN	33	AZ	2:44:26	6:16
25	2	1223	GREG L. RICE	24	OK	2:44:33	6:17
26	11	11	JEFF KEADY	31	MS	2:44:36	6:17
27	5	2720	JUAN VEGA	25	TX	2:45:10	6:18
28	12	1459	DON S. KERSTING	24	TX	2:45:17	6:18
29	3	534	ROCK J. CATTARELLO	20	OK	2:45:37	6:19
30	4	2239	EDWARD G. LINDSEY	24	OK	2:45:40	6:19
31	5	1102	ROBERT R. LUMPKINS	22	TX	2:46:01	6:20
32	6	1205	TOM MATHEWS	29	KS	2:46:17	6:21
33	7	2798	OSWEGO VICTOR	26	MD	2:46:34	6:21
34	6	1828	BOBBY W. HANCOCK	29	TX	2:46:41	6:22
35	8	2070	JOSE R. CASTRO	23	TX	2:46:52	6:22
36	4	1417	JACK W. JONES	37	TX	2:47:14	6:23
37	5	1989	BOB SIMMONS	42	KS	2:47:55	6:24
38	13	791	KEVIN L. CLARK	31	TX	2:48:03	6:25
39	9	1597	JOHN A. SCHMIDT	27	TX	2:48:07	6:25
39	14	2035	BRUCE N. MALDY	33	NE	2:48:07	6:25
41	5	1222	SCOTT N. BURNETT	35	OK	2:48:17	6:25
42	15	1854	KENT LAWSON	32	TX	2:48:18	6:25
43	6	63	TED DRANK	35	KS	2:48:25	6:25
44	16	1806	RAFAEL SANCHEZ	32	TX	2:48:36	6:26
45	7	2181	EDWARD S. CRUMM	37	MO	2:48:42	6:26
46	17	2444	ROLAND J. SCHICK	33	TX	2:48:57	6:27
47	8	827	TOM D. SIMPSON	39	IN	2:49:00	6:27
48	9	2949	RICH SUICK	36	TX	2:49:51	6:29
49	18	2768	DONNIE HARRIS	33	OK	2:50:18	6:30
50	10	2189	ELIAS GUZMAN	27	TX	2:50:20	6:30
51	6	294	MIKE R. GLASSCOCK	44	TX	2:50:24	6:30
52	2	48	BERNIMMO TERAN	48	TX	2:50:55	6:31
53	19	2853	TANDY FREEMAN	34	AL	2:51:05	6:32
54	20	2377	BERNIE J. FRITZ	33	TX	2:51:28	6:32
55	21	2577	BLAS DIAZ GARCIA	31	MD	2:51:38	6:33
56	10	104	PATRICK J. CORRIGAN	38	OH	2:51:45	6:33
57	22	139	MARK R. BRAVO	34	OK	2:51:49	6:33
58	11	609	BUD WILDER	38	TX	2:51:56	6:34
59	12	733	LUPE RODRIGUEZ	39	TX	2:51:58	6:34
60	7	1853	ROY J. SMITH	20	TX	2:52:04	6:34
61	11	1442	MICHAEL G. WHITSELL	27	TX	2:52:06	6:34
62	8	2578	GUTIERREZ P. DEL ANGEL	24	MD	2:52:23	6:35
63	13	2126	ROBERT C. SCOTT	37	TX	2:52:24	6:35
64	14	2495	MARK L. FITZGERALD	38	TX	2:52:29	6:35
65	12	1958	MARK J. TIRRELL	27	OK	2:52:37	6:35
66	23	131	JEFF A. ROGERS	32	SC	2:52:44	6:35
67	1	593	LARRY WORTH	53	TX	2:52:46	6:35
67	15	1423	DENNIS J. WOODTEN	38	TX	2:52:46	6:35
69	18	2038	DAN SKI ZEROSKI	35	OK	2:52:51	6:36
70	7	43	GARY JULIN	44	NE	2:52:54	6:36
71	9	23	JON C. MURRAY	23	TX	2:53:11	6:36
72	24	1330	RANDY S. SPEARS	31	TX	2:53:26	6:37
73	17	1335	MATT P. DOLLIVER	35	MO	2:53:43	6:38
74	8	2774	GENE RATH	41	KS	2:53:49	6:38
75	13	1935	FRANCISCO HAMM	26	TX	2:54:04	6:38
76	9	2611	JOSE G. ROBLEDO	41	TX	2:54:08	6:38
77	18	230	STEPHEN C. COSTELLO	38	TX	2:54:12	6:38
78	10	1841	DARIUS S. BLANK	40	TX	2:54:24	6:39
79	19	2074	MARK F. DONOVAN	39	TX	2:54:44	6:40
80	25	2597	ALFONSO TOZZANO	33	MX	2:54:45	6:40
81	26	727	KERRY F. MCCORMOTT	34	NE	2:54:58	6:40
82	11	789	PETER F. QUINN	41	TX	2:55:10	6:41
83	27	2159	STEVEN D. PETERS	41	TX	2:55:18	6:41
83	27	1705	MICHAEL A. ROTENBERRY	30	AR	2:55:18	6:41
85	20	291	JOHN MUROOCK	38	IR	2:55:19	6:41
86	29	1667	FRANCISCO J. GAMBOA	33	MX	2:55:24	6:41
87	3	792	RON LONG	45	KS	2:55:37	6:42
88	30	318	SAVI A. KLEM	41	TX	2:55:51	6:42
89	21	2181	JACK SMITHHEISLER	38	TX	2:55:57	6:43
90	14	1783	JEFFREY J. BERNASKY	28	KS	2:55:58	6:43
91	22	899	RICK A. BLEVINS	36	TX	2:58:01	6:43
92	12	1370	JIM J. CARTER	41	TX	2:58:10	6:43
92	4	371	L.C. SANFORD	49	TX	2:58:10	6:43
94	23	1847	FELIX ANGELES	37	TX	2:58:21	6:44
95	5	78	KENNETH R. YOUNG	46	TX	2:58:26	6:44
96	31	728	GAYLE W. MUENCH	32	TX	2:58:30	6:44
97	10	2820	MARK A. THOMPSON	23	TX	2:58:32	6:44
98	13	2303	ALCJANDRO NOVA MILLAN	44	MX	2:58:39	6:44
99	24	2572	KIM L. LAWRENCE	38	TX	2:58:47	6:45
100	25	2297	DAVID A. SNIODER	29	TX	2:58:57	6:45

Top 50 Female Finishers

GRP POS	CLASS	RUNNER NO.	NAME	AGE	STATE	FINISH TIME	PACE
1	1	28	PEGGY MURPHY	29	OK	2:46:38	6:21
2	2	679	JACQUEE A. STRUCKHOFF	26	OK	2:48:18	6:25
3	1	80	THERESA M. SWANSTROM	24	TX	2:54:31	6:39
4	3	6	LOIS DUQUETTE	27	MA	2:58:16	6:48
5	1	30	JONI R. DODSON	32	TX	3:04:20	7:02
6	2	1942	KATHY D. JONES	34	TX	3:05:06	7:04
7	1	1347	MARLA K. RUTTER	36	KS	3:07:20	7:09
8	4	2680	LORI SCHAFFER	38	TX	3:07:57	7:10
9	5	1970	KAREN A. PRATT	27	WY	3:08:04	7:10
10	3	50	VETA L. WEIR	33	OK	3:08:42	7:12
11	2	19	LINDA ANGIUS	38	MX	3:08:49	7:12
12	4	405	CARRIE J. CRDAN-SPRIUELL	35	TX	3:09:42	7:14
13	3	95	LAURA J. DOWNNEY	35	OK	3:09:44	7:14
14	4	2350	POLLY M. JONES	38	TX	3:10:02	7:15
15	2	2118	LIESL L. ENGSTROM	24	TX	3:10:23	7:16
16	3	21	MAJUANA TORRES	20	MX	3:10:39	7:18
17	5	685	LISA G. SHOUEL	34	TX	3:11:01	7:17
18	6	2474	CHRISTINE E. LARSON	30	TX	3:11:18	7:18
19	7	2732	LINDA S. BLACKMAN	32	LA	3:12:12	7:20
20	4	1184	DANA J. GOLDFARB	22	TX	3:13:05	7:22
21	8	1209	BETSY L. NEWMAN	32	NE	3:13:48	7:24
22	6	928	CHERYL L. GILMORE	36	TX	3:14:29	7:25
23	6	98	JILL A. TOLLISON	38	TX	3:15:19	7:27
24	6	1040	SHEILA NATHO	25	TX	3:16:30	7:30
25	9	889	TAMMY M. HORNBUCKLE	33	TX	3:18:29	7:34
26	7	884	MEREDITH M. PATTERSON	38	TX	3:18:59	7:35
27	10	1588	PAMELA K. DAY	31	TX	3:20:29	7:39
28	6	628	KATHLEEN A. JOHNSON	35	KS	3:20:30	7:39
29	7	2313	MUFFIN CAMPBELL	26	AR	3:20:39	7:39
30	1	1377	NORMA I. COUSIN	42	TX	3:21:17	7:41
31	2	720	NANCEE L. WEEKS-FUHR	40	KS	3:21:36	7:41
32	3	1459	CARLA A. BRANCH	40	AR	3:21:54	7:42
33	4	401	ELAINE NOLAN	44	AR	3:23:04	7:45
34	11	1372	CAROLYN DIETERICH	30	TX	3:23:43	7:46
35	9	1434	LAURA B. KEARNS	38	TX	3:23:50	7:47
36	5	2813	MARISA QUINONES	42	LA	3:24:01	7:47
37	12	1053	CAROL L. MODER	34	OK	3:24:08	7:47
38	9	1984	CHRIS D. MEISS	28	TX	3:24:26	7:48
39	13	1997	JANET K. MUSE	31	MO	3:24:29	7:48
40	6	1842	YOKO KUMAKURA	42	MX	3:24:30	7:48
41	10	1882	SUE G. BECKHAM	35	OK	3:25:05	7:49
42	14	859	DEBBI G. OHM	34	AR	3:25:18	7:50
43	11	77	KAREN S. AUSTIN	38	TX	3:25:51	7:51
44	9	1571	JANIS R. KENT-JENKINS	28	TX	3:26:14	7:52
45	5	1122	KELLY JO RUDE	23	TX	3:26:15	7:52
46	1	925	PHYLLIS C. WILSON	45	TX	3:26:20	7:52
47	10	858	LINDY EVANS	27	TX	3:27:10	7:54
48	15	1213	ROSA M. VALVERDE	32	TX	3:28:40	7:58
49	7	663	LINDA M. MUSIL	40	TX	3:29:21	7:59
50	6	2992	WENDY SLAY	24	TX	3:29:23	7:59

Top Male Masters

1	1	42	TERRY ZIEGLER	41	TX	2:38:49	6:04
2	2	18	JOAQUIN MONTES DE OCA	42	MX	2:39:44	6:06
3	3	1843	LUIS PENALOZA	43	MX	2:40:47	6:06
4	4	2829	JESUS PEDROZA	43	MX	2:41:02	6:09
5	1	1846	ARNULFO GONZALEZ	46	MX	2:42:36	6:12

Top Female Masters

1	1	1377	NORMA I. COUSIN	42	TX	3:21:17	7:41
2	2	720	NANCEE L. WEEKS-FUHR	40	KS	3:21:36	7:41
3	3	1459	CARLA A. BRANCH	40	AR	3:21:54	7:42
4	4	401	ELAINE NOLAN	44	AR	3:23:04	7:45
5	5	2813	MARISA QUINONES	42	LA	3:24:01	7:47

Wheelchair Results

1	1	2	RICK GORE	36	TX	2:21:50	4:28
2	2	17	ROSS DAVIS	23	TX	2:35:28	4:55
3	3	2781	JOE MCNEIL	32	AR		

Male Age Group 1-15

GRP	OVERALL	RUNNER	NAME	AGE	STATE	FINISH	PACE
POS	MALE	NO.				TIME	
1	758	2823	RICKY STOVER	15	TX	3:36:12	8:15
2	920	2818	STEPHEN A. TAYLOR	15	TX	3:43:30	8:33
3	1908	14	MASON BROWN	14	TX	5:23:41	12:21

Male Age Group 16-19

GRP	OVERALL	RUNNER	NAME	AGE	STATE	FINISH	PACE
POS	MALE	NO.				TIME	
1	12	1019	CLAYTON K. DUFF	19	TX	2:39:17	6:05
2	332	782	DARON G. EVANS	18	TX	3:14:56	7:26
3	470	778	TOPPI M. LINTUKANGAS	18	TX	3:22:08	7:43
4	725	1878	WESLEY D. TRAMMEL	17	TX	3:24:33	7:49
5	880	2303	DENNIS EVERETT	17	MO	3:42:16	8:29
6	1063	1788	ANDREW K. ROYAL	17	TX	3:49:41	8:48
7	1175	1357	PATRICK J. DUDLEY	19	TX	3:54:20	8:56
8	1228	2301	ANTHONY M. SCOTT	18	TX	3:56:33	9:01
9	1318	2589	JEFFREY B. BUNGH	18	TX	4:01:14	9:12
10	1342	817	CHRIS L. MOWERY	17	TX	4:03:19	9:17
11	1369	1541	TIM R. DAYTON	17	TX	4:05:35	9:22
12	1370	1949	CASEY T. CHILDRESS	17	TX	4:05:38	9:22
13	1377	2107	JIM E. KANSKE	18	OK	4:05:54	9:23
14	1428	2475	JUDSON R. HARDY	16	TX	4:09:21	9:31
15	1453	1716	VERNON J. KWIATKOWSKI JR.	18	TX	4:11:26	9:38
16	1555	2822	BRUCE L. PARR	18	TX	4:18:44	9:52
17	1603	2803	EDDIE JONES	17	TX	4:22:30	10:01
18	1607	2701	RICK MABUS	18	TX	4:23:00	10:02
19	1808	2955	GRANT CARTER	18	TX	4:23:01	10:02
20	1619	2521	RICHARD M. CROWNOVER	19	TX	4:24:02	10:04
21	1648	2203	EUGENE W. HARRIS	17	TX	4:28:27	10:10
22	1686	2956	JUSTIN ANDERSON	16	TX	4:30:45	10:20
23	1828	1444	HAL BORLAND	17	TX	4:56:01	11:18
24	1895	1548	ROBERT D. BLANTON	17	TX	5:15:12	12:01

Male Age Group 20-24

GRP	OVERALL	RUNNER	NAME	AGE	STATE	FINISH	PACE
POS	MALE	NO.				TIME	
1	23	711	DAVID E. THOMPSON	24	TX	2:43:48	6:15
2	25	1223	GREG L. RICE	24	OK	2:44:33	6:17
3	29	534	ROCK J. CATTARELLO	20	OK	2:45:37	6:19
4	30	2239	EDWARD G. LINDSEY	24	OK	2:45:40	6:19
5	31	1102	ROBERT R. LUMPKINS	22	TX	2:48:01	6:20
6	35	2070	JOSE R. CASTRO	23	TX	2:48:52	6:22
7	60	1853	TROY J. SMITH	20	TX	2:52:04	6:34
8	62	2576	GUTIERREZ P. DEL ANGEL	24	MX	2:52:23	6:35
9	71	23	JON C. MURRAY	23	TX	2:53:11	6:36
10	97	2820	MARK A. THOMPSON	23	TX	2:56:32	6:44
11	102	1217	RODERICK N. PURDIE	24	OK	2:57:01	6:45
12	113	1383	MARK A. DREHNER	21	KS	2:57:59	6:47
13	115	1820	CHRIS D. SWAGERTY	20	KS	2:58:18	6:48
14	117	1837	NATHAN W. HABERICHTER	22	KS	2:58:42	6:49



Ricky Stovers of North Richland Hills wins his age group.



Clayton Duff, age 19, won again, 13 minutes faster than last year's victory.

GRP	OVERALL	RUNNER	NAME	AGE	STATE	FINISH	PACE
POS	MALE	NO.				TIME	
15	153	784	SEAN MCAFEE	23	TX	3:02:51	6:59
16	158	1073	JOHN D. WALVOORD	20	TX	3:03:24	7:00
17	179	2566	JOSE MENDOZ	21	TX	3:05:10	7:04
18	197	834	BARRY E. LADD	23	OK	3:06:36	7:07
19	269	1818	CHRISTOPHER JACKSON	21	TX	3:11:27	7:18
20	305	1465	JONATHAN C. REDFERN	22	TX	3:13:36	7:28
21	331	686	MATT MCGLARNEY	20	TX	3:14:56	7:28
22	350	2884	MIGUEL RIZO	21	TX	3:16:06	7:29
23	376	374	LANCE P. CASKEY	20	LA	3:17:26	7:32
24	383	2615	BART J. DE JONG	24	~	3:18:39	7:35
25	438	2775	JASON K. ALFORD	24	OK	3:20:33	7:39
26	451	1775	JEFF WATSON	24	TX	3:21:16	7:41
27	452	2228	CLAY E. BRETHOUR	22	KS	3:21:21	7:41
28	463	1743	MATT R. SEARLS	24	NE	3:21:46	7:42
29	510	2048	TIM CUNNINGHAM	22	OK	3:24:30	7:48
30	528	2309	BARRY J. BUMGARONER	22	TX	3:25:13	7:50
31	610	2370	THOMAS W. FAY	23	TX	3:29:13	7:59
32	708	152	BRIAN R. BERRYMAN	20	TX	3:33:54	8:10
33	772	2886	MATTHEW SWARTZ	24	TX	3:36:46	8:16
34	808	1583	KEV E. SMITH	24	TX	3:38:06	8:19
35	810	489	EVAN T. SHURAN	21	TX	3:38:10	8:19
36	837	2498	TODD R. BRANDENBURGER	24	TX	3:38:23	8:22
37	860	1829	DAMON E. DOCKSTADER	23	TX	3:40:31	8:25
38	921	380	BRIAN THOMPSON	20	TX	3:43:31	8:32
39	950	136	GEORGE M. STEWART	24	TX	3:44:47	8:35
40	851	105	ROBERT B. CARTER	23	TX	3:44:48	8:35
41	874	1619	MICHAEL C. JACKSON	24	TX	3:45:48	8:37
42	976	2117	JEFFREY P. KENNARD	24	TX	3:48:02	8:37
43	1142	2227	LOUIS E. GEAR	24	TX	3:53:03	8:53
44	1152	1250	IAN B. BURDICK	23	TX	3:53:25	8:54
45	1230	1989	GREGORY G. MARKEL	23	MO	3:56:38	9:02
46	1254	254	D.L. MCALUSTER	24	TX	3:57:38	9:04
47	1375	2071	JOHN A. MCGANNON	23	TX	4:05:48	9:23
48	1386	657	TROY SHULL	24	TX	4:08:28	9:24
49	1391	478	JOHN D. CLAYTON	20	AR	4:06:36	9:24
50	1460	2816	WADE WITTMER	23	KS	4:11:56	9:37
51	1526	1307	SEAN M. MCKINNEY	24	TX	4:17:29	9:50
52	1571	2953	KEVIN S. DUNN	24	TX	4:20:06	9:55
53	1594	2497	MIKEL D. MCGILLIAMS	23	TX	4:21:54	10:00
54	1624	495	DOUGLAS W. YEE	24	TX	4:24:35	10:05
55	1630	2371	ALEXANDER LEE	20	TX	4:25:05	10:07
56	1647	246	EDWARD H. SHERMAN	24	KS	4:26:28	10:10
57	1658	786	TIM C. OWNBEY	24	OK	4:27:57	10:13
58	1682	561	MARK A. KAUFMANN	24	MO	4:30:27	10:19
59	1718	647	BRENDEN J. BLANCHETTE	24	TX	4:33:21	10:26
60	1741	2601	RICHARD A. STANFORD	23	TX	4:36:11	10:32
61	1752	1285	STEVEN FLORES	24	KS	4:36:58	10:38
62	1767	522	MARIO LOPEZ-LUCERO	24	MX	4:41:19	10:44
63	1770	2073	JAMES M. EHLERT	20	TX	4:41:31	10:44
64	1821	2961	ADAIR SMITH	24	TX	4:54:29	11:14
65	1858	1405	ROSS D. SAXTON	21	TX	5:02:57	11:33
66	1912	2051	MICHAEL E. RAMOS	24	TX	5:27:40	12:30

Male Age Group 25-29

GRP	OVERALL	RUNNER	NAME	AGE	STATE	FINISH	PACE
POS	MALE	NO.				TIME	
1	1	3	JIM STERLING	29	NM	2:25:53	5:34
2	5	92	RANDY D. KAISER	29	KS	2:38:34	5:58
3	11	1596	ERNESTO A. CABALLERO	25	TX	2:38:59	6:04
4	20	2004	GREG H. PETTIGREW	26	TX	2:42:41	6:12
5	27	2720	JUAN VEGA	25	TX	2:45:10	6:18
6	32	1295	TOM MATHWES	28	KS	2:46:17	6:21
7	33	2798	DVIDO VICTOR	26	MX	2:48:34	6:21
8	34	1828	BOBBY W. HANCOCK	27	TX	2:48:41	6:22
9	39	1597	JOHN A. SCHMIDT	29	TX	2:48:07	6:25
10	50	2189	ELIAS GUDMAN	27	TX	2:50:20	6:30
11	148	1445	MICHAEL G. WHITSELL	28	TX	2:52:08	6:34
12	65	1958	MARK J. TIRRELL	27	OK	2:52:37	6:35
13	75	1936	FRANCISCO HAMM	26	TX	2:54:04	6:38
14	90	1763	JEFFREY J. BERNASKY	29	KS	2:55:56	6:43
15	100	2297	DAVID A. SWIDER	29	TX	2:56:57	6:45
16	104	807	CHRISTOPHER COURSEY	26	TX	2:57:14	6:46
17	109	1215	HAL J. TAYLOR	28	TX	2:57:37	6:47
18	120	1918	MALCOLM W. HICKS	28	OK	2:58:59	6:50
19	123	1985	DANIEL H. DURST	29	TX	2:58:58	6:50
20	124	1821	TIM M. ELLIS	29	TX	2:58:42	6:51
21	145	1739	CARMEN S. CERVANTES	26	TX	3:01:50	6:56
22	144	241	JEFF WEISBRUCH	28	MA	3:01:51	6:58
23	160	2897	JOHN K. NICHOLS	28	WY	3:03:34	7:00
24	169	1756	JOHN A. BOOKER	29	TX	3:04:32	7:02
25	181	1908	GLENN P. NOE	29	TX	3:05:17	7:04
26	203	2295	LEE H. SORENSEN	26	NE	3:07:05	7:08
27	212	2558	KELLY D. WIESROCK	25	TX	3:07:42	7:10
28	216	2735	JEFF GENTRY	28	OK	3:07:52	7:10
29	217	140	STEPHEN CRANDALL	29	TX	3:07:54	7:10
30	218	1983	CLARK J. GRUBER	29	TX	3:07:55	7:10
31	219	1153	DONALD J. ZASTROW	27	WI	3:08:01	7:10
32	240	1115	ALAN S. KRAVITZ	29	TX	3:08:18	7:13
33	246	1486	ROBERT W. GLENN	26	TX	3:09:41	7:14
34	256	2718	TROY L. PEFFERLING	29	TX	3:10:18	7:15
35	265	2335	LORENZO ROSO	29	TX	3:11:04	7:17
36	272	1896	RUSSELL ALLISON	26	TX	3:11:48	7:19
37	274	2822	JEFFREY J. SCHROEDER	26	NE	3:11:54	7:19
38	302	2756	STEVE M. SHERWOOD	28	MA	3:13:09	7:22
39	308	837	THOMAS C. GEAN	29	AR	3:13:45	

GRP	OVERALL	RUNNER	NAME	AGE	STATE	FINISH	PACE
POS	MALE	NO.		ST	TIME		
142	1514	2509	JAY D. SKINNER	27	TX	4:14-40	9:43
143	1514	2509	DAVID W. COKER	28	TX	4:16:07	9:48
144	1522	204	KENNY A. BROWN	26	MO	4:16:39	9:47
145	1523	890	MICHAEL B. LEWIS	29	TX	4:16:48	9:46
146	1527	853	RANDY BRADSHAW	28	TX	4:15:59	9:48
147	1535	2362	GARY M. PAGE	27	TX	4:17:29	9:48
148	1559	2414	BERNARD M. JOHNSTON	26	TX	4:18:52	9:53
149	1579	833	JEFFREY W. KOCH	28	TX	4:20:31	9:56
150	1585	2007	BRIAN A. HUNCK	26	TX	4:21:27	9:58
151	1587	2785	RICHARD SULLIVAN	27	LA	4:22:04	10:00
152	1600	106	JAMES C. LUNGREN	26	TX	4:23:10	10:02
153	1626	1809	WILLIAM D. WENTHE JR.	28	TX	4:24:50	10:06
154	1631	1894	KENNETH B. CROWDER	29	TX	4:25:15	10:07
155	1633	1284	STEVEN H. MCCOOL	27	TX	4:25:27	10:08
156	1651	2616	PAUL R. JACQUE	27	LA	4:25:44	10:11
157	1652	754	TIM R. HENSLEY	29	TX	4:25:54	10:11
158	1661	272	CHRIS A. LEHMAN	27	TX	4:28:00	10:13
159	1686	163	DAVID W. SCHMANN	29	MO	4:30:59	10:20
160	1686	2683	BILLY ROBERTS	28	TX	4:31:94	10:20
161	1729	1319	PAUL R. JACQUE	27	TX	4:34:23	10:28
162	1739	1137	JENE H. MARTIN	29	OK	4:35:28	10:31
163	1740	1312	DON DRAKE	29	TX	4:35:54	10:32
164	1746	1987	KEVIN J. MONTGOMERY	25	AR	4:37:37	10:35
165	1759	348	JOHN A. HOUGH	29	TX	4:40:09	10:41
166	1775	1237	DARRYL L. PETERSON	29	TX	4:40:22	10:41
167	1800	222	LARS W. LARSON	29	CA	4:48:37	11:03
168	1827	976	PRESTON PAINE	29	TX	4:56:00	11:18
169	1859	2725	SHAWN W. BOURNS	26	TX	4:50:28	11:33
170	1860	1054	STEVEN R. KINCEY	28	TX	4:50:32	11:34
171	1861	1123	TIMOTHY D. BLANCHARD	29	TX	4:50:12	11:34
172	1898	29	EDWARD L. CARTWRIGHT	29	CA	4:51:33	11:40
173	1906	2848	DRUE THOMAS	27	TX	4:50:59	12:19
174	1920	155	RICHARD A. GOLDBERG	29	TX	4:53:48	12:35

GRP	OVERALL	RUNNER	NAME	AGE	STATE	FINISH	PACE
POS	MALE	NO.		ST	TIME		
105	468	2571	CESAR O. NIETO	33	TX	3:21:56	7:42
106	487	865	LESLIE GROOM	33	LA	3:21:59	7:42
107	472	1489	RANDALL L. ELIA	33	TX	3:22:18	7:43
108	474	429	DANNY T. JONES	32	OK	3:22:23	7:43
109	468	2950	ALAN D. BERGERON	32	TX	3:22:57	7:45
110	480	1708	W. ARTHUR COOK	32	AR	3:23:05	7:45
111	491	1235	MICHAEL H. MOULKA	34	OK	3:23:14	7:45
112	492	963	CHRIS CARPENTER	32	TX	3:23:23	7:46
113	463	1919	STEPHEN C. JACKSON	32	TX	3:23:27	7:46
114	494	2640	MICHAEL SANCHEZ	34	TX	3:23:34	7:46
115	489	1824	ERIC B. RITENOUR	32	TX	3:23:59	7:47
116	503	853	CON KREBS	34	TX	3:24:12	7:47
117	507	833	DANNY G. POUNDER	32	OK	3:24:26	7:48
118	508	398	DAVID J. JONES	32	TX	3:24:27	7:48
119	514	865	KENNETH W. SANDERS	34	TX	3:24:40	7:48
120	519	2998	JAVIER ORTEGA	33	MDX	3:25:00	7:49
121	531	2512	VINCE P. IBANEZ	33	TX	3:25:42	7:51
122	532	1981	RON MORRA	30	TX	3:25:42	7:51
123	535	2445	GUY MERICURIO	33	TX	3:25:51	7:51
124	537	2455	KEVIN M. MCCORMACK	33	TX	3:25:51	7:51
125	547	2355	ERIC J. PRITZLAF	30	TX	3:26:23	7:52
126	549	604	RAYMOND D. SMITH	32	TX	3:26:32	7:53
127	554	1486	JIM LAIDLAW	31	AR	3:26:58	7:54
128	557	2504	MITCHELL W. ALLEN	30	TX	3:27:08	7:54
129	561	1201	DAN THREKELD	34	TX	3:27:16	7:54
130	562	1111	JAMES K. PERKINS	34	ME	3:27:19	7:55
131	566	2145	JOHN T. CARMICHAEL	32	TX	3:27:37	7:55
132	568	602	STEVE BRADLEY	34	OK	3:27:37	7:55
133	569	2890	ALLEN HORAK	30	TX	3:27:42	7:55
134	572	1134	ALAN D. BERGERON	34	TX	3:27:46	7:56
135	575	2831	CLYTON ROGERSON	31	TX	3:28:03	7:56
136	576	322	DANIEL R. JUMPER	33	TX	3:28:04	7:56
137	577	1600	ISAAC M. MWASE	31	TX	3:28:05	7:56
138	579	1151	JAMES W. BECKER	32	CO	3:28:06	7:56
139	580	2948	KEVIN FINN	32	TX	3:28:06	7:56
140	590	221	RONALD D. SANVIDO	32	TX	3:28:36	7:57
141	592	1212	FRANK C. VALVERDE	34	TX	3:28:40	7:58
142	597	2785	MIKE SHRAEDER	33	TX	3:28:50	7:58
143	600	828	JEFF L. MORGAN	31	TX	3:28:57	7:58
144	607	1424	DAN THREKELD	34	TX	3:29:08	7:58
145	608	2957	MARK LESKO	34	TX	3:29:09	7:59
146	611	995	JOSEPH V. CULOTTA	32	TX	3:29:15	7:59
147	613	2692	MARK D. STEELE	32	KS	3:29:22	7:59
148	617	1570	ROBERT L. BOWDEN	34	TX	3:29:28	8:00
149	640	1286	KEN J. PAPP	31	TX	3:30:06	8:01
150	646	1286	ALAN P. YONACK	33	TX	3:30:19	8:01
151	647	2733	GORDON BLANCHARD JR.	31	TX	3:30:24	8:02
152	651	2447	STEPHEN J. BELLU	32	TX	3:30:41	8:02
153	654	2542	JAMES C. WEAVER	32	TX	3:30:46	8:02
154	658	987	ROBERT B. ARMSTRONG	35	TX	3:30:58	8:02
155	662	2146	MICHAEL W. WARREN	32	TX	3:31:08	8:03
156	664	2172	JOHN M. CURLEY	34	TX	3:31:21	8:04
157	666	1214	JAY P. INMAN JR.	33	TX	3:31:24	8:04
158	669	1232	GARY E. BURLOCK	34	TX	3:31:30	8:04
159	671	2747	GODFREY E. MCGEE JR.	34	TX	3:31:31	8:04
160	677	2810	L. MARK HODD	32	TX	3:31:48	8:05
161	682	310	RAY FOX	34	TX	3:32:15	8:06
162	686	2609	JIM GUINNESSY	33	TX	3:32:29	8:06
163	689	1450	JOHN O. BAXTER	33	TX	3:33:34	8:09
164	696	2081	RANDALL D. KEITH	31	TX	3:33:36	8:09
165	697	2081	PETER J. MILLAR	33	TX	3:33:40	8:09
166	706	643	RANDALL L. BIELBY	31	TX	3:33:47	8:09
167	707	2409	DARRYL L. DARNELL	31	TX	3:33:48	8:09
168	723	102	MICHAEL M. MILLER	31	KS	3:34:34	8:11
169	727	2463	CARY RAY	31	TX	3:34:38	8:11
170	737	1342	CHRIS C. CANTON	30	TX	3:35:01	8:12
171	743	2062	DONALD R. BROWN	33	TX	3:35:24	8:13
172	744	2106	ROBERT J. MEYERS	31	TX	3:35:28	8:13
173	745	2077	DALLAS C. WILLIAMS	30	TX	3:35:28	8:13
174	746	2412	MIGUEL DRIZDOL	31	MX	3:35:33	8:13
175	754	2419	JEFF D. LORD	34	TX	3:36:02	8:14
176	760	1410	LIFES A. BEACH	33	TX	3:36:21	8:15
177	761	2398	USALDO IBARRA	32	MDX	3:36:24	8:15
178	764	303	KEVAN W. KERNS	34	TX	3:36:29	8:16
179	765	1851	MARK DENNIS	32	TX	3:36:36	8:16
180	769	2448	CHIP C. WARD	34	TX	3:36:38	8:16
181	777	2639	DAVID R. JACKSON	34	TX	3:36:58	8:17
182	778	1507	WAYNE T. WRIGHT	30	TX	3:37:02	8:17
183	785	1635	ALEX MOORE	31	TX	3:37:22	8:18
184	789	1116	JOSEPH A. HAWLAN	31	TX	3:37:27	8:18
185	790	678	MARCUS R. GRUNEWALD	33	TX	3:37:33	8:18
186	793	1595	THOMAS R. MADDOCK	34	TX	3:37:38	8:18
187	801	471	PAUL E. CHRISTOPHER	31	LA	3:37:44	8:18
188	806	1254	GEORGE A. SPYDER	31	TX	3:37:54	8:19
189	807	1766	ALTON R. BELL	32	TX	3:38:03	8:20
190	817	2454	WAYNE JOYCE	32	TX	3:38:33	8:20
191	818	2877	CHUCK HALL	30	TX	3:38:34	8:20
192	821	1287	MARTIN BERGER	34	TX	3:38:37	8:20
193	822	1078	KEAL R. GRAY	31	TX	3:38:39	8:20
194	824	1688	NELLY M. SANDERS	32	TX	3:38:43	8:21
195	825	362	THOMAS G. THOMPSON	31	TX	3:38:44	8:21
196	827	1270	STUART C. KNEEDLER	30	TX	3:38:47	8:21
197	828	667	BRIAN C. RUSSELL	32	OK	3:38:59	8:21
198	832	2562	DAN MEYER	34	TX	3:39:10	8:22
199	836	2355	PETER K. HUMMEL	31	TX	3:39:22	8:22
200	845	2703	MICHAEL SAVAGE	34	TX	3:39:44	8:23
201	847	2954	CON BORGES	30	TX	3:39:46	8:23
202	852	2742	CURT J. PAMPERMIR	30	TX	3:40:01	8:24

GRP	OVERALL	RUNNER	NAME	AGE	STATE	FINISH	PACE
POS	MALE	NO.		ST	TIME		
203	856	2875	JIM HAYS	31	AR	3:40:24	8:24
204	864	585	DAVID E. WILLIAMSON	32	TX	3:40:49	8:25
205	867	1908	THOMAS J. KEANAN	32	TX	3:41:13	8:26
206	869	2778	DAVID L. GAYLER	31	TX	3:41:19	8:27
207	878	2828	AARON CAMPBELL	34	TX	3:41:34	8:27
208	881	1473	JOSEPH P. PEROVICH	33	TX	3:41:39	8:28
209	883	1326	GARY A. BAUMGARTEN	33	TX	3:42:06	8:28
210	894	2383	A.N. EVANS	33	TX	3:42:11	8:29
211	897	1583	DANIEL W. JACKSON	31	TX	3:42:13	8:29
212	891	1418	DEMNIS K. KRUMPEL	31	TX	3:42:21	8:29
213	895	1547	TOOD H. YEATMAN	31	AR	3:42:36	8:30
214	896	714	JOHN R. WACASEY	32	TX	3:42:44	8:30
215	900	1426	DAVID C. FISHER	30	TX	3:42:45	8:30
216	908	2779	RICHARD S. HEISERMAN	32	OK	3:44:54	8:35
217	919	2162	MARK J. PETERSON	30	TX	3:43:23	8:31
218	922	1358	DANIEL A. GREEN	30	TX	3:43:32	8:32
219	925	1084	BILL AGERS	30	TX	3:43:37	8:32
220	929	1999	PAUL D. INMAN	30	TX	3:43:45	8:32
221	938	2722	JOHN J. BLACKBURN	32	TX	3:43:56	8:33
222	942	1972	JOE B. HOLT	32	OK	3:44:18	8:33
223	943	2046	TOMMY R. ROBERTS	31	AR	3:44:23	8:34
224	946	1103	PETER J. DURR	34	LA	3:44:30	8:34
225	947	2727	WES BOULLOUD	34	TX	3:44:30	8:34
226	951	2382	RICHARD J. PLOTZ	32	TX	3:45:18	8:38
227	955	1524	JOSE L. HERNANDEZ	30	TX	3:45:29	8:38
228	957	397	JON M. WAAGE	32	TX	3:45:58	8:37
229	961	1445	RO				



THE CROSS COUNTRY CLUB OF DALLAS

congratulates all 2,363 Marathon finishers and welcomes the 1991 Dallas White Rock Marathon male and female winners into the Hall of Fame

Hall of Fame

1971

Rick Richardson—2:38:09
Annabelle Corboy—4:12:25

1972

Paul Hoffman—2:23:18
Terry Stransky—3:49:29

1973

Wayne Comer—2:37:45
Patti Price—4:27:45

1974

Terry Ziegler—2:19:18
Kathy Loper—3:13:48

1975

Terry Ziegler—2:26:07
Kathy Loper—3:00:54

2/1976

Don Kennedy—2:25:59
Dorothy Doolittle—2:53:43

12/1976

Jeff Wells—2:15:11
Jean Ohly—3:07:26

1977

John Lodwick—2:16:43
Marianne Pugh—2:56:55

1978

Tom Marino—2:18:55
Karen Bridges—2:48:36

1979

Kyle Heffner—2:14:30
Toni Bernard—2:47:31

1980

Robert Wallace—2:15:19
Martha Sartain—2:41:14

1981

David Miley—2:16:13
Julie Brown—2:33:39

1982

John Lodwick—2:12:18
Carol Urish—2:47:21

1983

Kyle Heffner—2:13:48
Sue Moen—2:49:54

1984

Bruce McKay—2:20:20
Karen Miller—2:58:04

1985

Ed Swiatocha—2:17:42
Carol Beck—2:49:42

1986

Ed Swiatocha—2:22:40
Hope Fullwood—2:55:37

1987

Mike Moloto—2:22:42
Charlene Soby—2:55:45

1988

Andres Perez—2:16:13
Martha Ashley—2:46:30

1989

Andres Perez—2:16:19
Lisa Presedo—2:41:47

1990

Jose Peña—2:24:52
Jenni L. Peters—2:48:04

1991

Jim Sterling—2:25:53
Peggy Murphy—2:46:38



**TI competes in the best circles—
in the high-tech world
and on the track.**

**Congratulations to all runners
in the 22nd annual
Dallas White Rock Marathon!**

TEXAS
INSTRUMENTS

The logo for Texas Instruments, featuring a stylized red outline of the state of Texas with the letters 'ti' in white inside it.



HERO





OK



Sports/Fitness Expo



Runners enjoy getting their marathon splits predicted by Nike computer.



"THE ROCK SHOP" had another good year! Above, Jeanne Cullers works tirelessly. Right, merchandise on display. Below, Vern Yeager, head of merchandise sales at the Expo, and Mary Eastes, represent many Rock Shop volunteers.



David Evans of Tom Landry Sports Medicine and Research Center conducts a "show and tell" to introduce this exceptional new facility to Expo visitors.



Pasta Dinner and Style Show



An exceptional pasta dinner was catered by the Southland Center Hotel.



Guest speaker Dr. Robert Vaughan and wife Glenys (Quick) Vaughan, whose 2:35:23 in 1981 is the second fastest female finish in White Rock Marathon history.



Two-time Rock winner Andres Espinosa signed autographs. A 2nd place finish at the New York Marathon and victory at the Dallas Turkey Trot made 1991 special for Andres.



Swimwear for triathlons, modeled by Ann Dannis (top Dallas model and top triathlete), Andy Lucas from Luke's, and Jane Cole (l to r).



Robert Vernon, freelance sports writer who coined the phrase "THE ROCK," models with M.A. Hancock, copy writer for the 1991 Race Brochure.

Dallas' Francie Larrieu Smith, Olympian and World Record setter, models a "Texas running outfit".

Ann Dannis has modeled for Luke's every year since the style show began.



Weekend Highlights

There's more to the Dallas White Rock Marathon than 26.2 miles of asphalt. The entire weekend is an experience for local runners and visitors to Big D.

Those who took advantage of the extras surrounding the race got some real bargains on the posters and T-shirts at the Expo. They also got the latest on athletic gear and fitness trends at the Expo, which saw an increase in the number of visitors.

For those who attended the carbo-fest at the pre-race dinner, the fashion show put on by Luke's put smiles with the styles. Keynote speaker Dr. Robert Vaughan of the Tom Landry Sports Medicine and Research Center proved once again that he is one of the most knowledgeable running scientists around; he also speaks Spanish pretty well, welcoming the

Mexican runners in their native language.

In fact, Spanish was *numero uno* at the dinner, as two-time Rock champion Andres Espinosa, runner-up at the 1991 New York City Marathon, addressed the gathering and told of his warm feelings for Dallas and The Rock.

Once again, the aid station competition brought out the best in all the sponsoring organizations. No race anywhere offers the on-course hospitality and friendliness to the runners that is found at The Rock.

And for every participant, finisher and volunteer, the post-race banquet is a welcome feast. The food, the drink, the camaraderie bring the runners together as they cheer the award winners and themselves.

For everyone, a job well done.



Johnny Kelley, "Mr. Boston Marathon," sang "Young at Heart" for the pre-race pasta dinner crowd and ran half the marathon again this year. Not bad for 84 years old.



Jim Galloway (l), one of 24 Dallas Amateur Radio Club members who provide communications for The Rock, with Billy Martin, who is retiring after 5 superb years as assistant race director. Good job, Billy!

Credit Amy Blum for carrying the poster artwork theme of "Mercury Man" through to our medals and trophies. Amy also provides the quality and timely race data for the results in this book.



Since the early days of The Rock, volunteers from Texas Instruments such as (l to r) Tony Deatherage, Jenny Brock, and Bob Gibbons (finish line captain) have worked to be sure we have a "runner's race" finish.



Rob Schwartz put together a great Awards Dinner provided by ARA Services.

Massage therapists work out runners' cramped muscles after the race.



Gary Elliott and Peggy Tibbits provide an excellent medical team at the finish line.



Male Age Group 30-34

GRP	OVERALL	NUMBER	NAME	AGE	STATE	FINISH	PACE
POS	MALE	NO.	TIME				
349	1620	2599	LOUIS F. SIFUENTES	30	TX	4:24:13	10:00
351	1634	766	ROGER L. BOYCE	34	TX	4:25:29	10:08
352	1635	2248	HOWARD R. HANNA	31	TX	4:25:33	10:08
353	1643	301	CHRISTOPHER RUTTER	31	TX	4:25:12	10:09
354	1645	2229	JIM PEIMANN	33	TX	4:27:14	10:12
355	1662	184	GARY G. BOLTON	33	TX	4:28:03	10:14
356	1665	185	BRAD STERRETT	34	KS	4:28:16	10:14
357	1667	1482	GARY C. JACKSON	34	TX	4:28:26	10:14
358	1678	2378	ED T. COKER	32	TX	4:30:13	10:18
359	1680	1923	JOHN M. COOK	32	TX	4:30:16	10:19
360	1684	2138	JOHN G. CLAYTON	30	TX	4:30:42	10:20
361	1690	591	DONALD R. MURTON	30	MO	4:31:10	10:21
362	1691	2481	KEITH F. JOHNSON	32	TX	4:31:11	10:21
363	1693	509	JOHN C. CASEY	34	TX	4:31:21	10:21
364	1704	2586	RON L. STIVERS	32	TX	4:32:11	10:23
365	1708	2381	JAKE BOUSE	34	TX	4:32:23	10:23
366	1709	2120	BEN P. CARROLL	33	TX	4:32:26	10:24
367	1723	2852	DR. TERRY HOACH	34	TX	4:33:47	10:27
368	1746	1596	MARK MADDOCK	34	TX	4:36:00	10:36
369	1758	1315	BILL BRUNNMAN	30	TX	4:40:03	10:41
370	1763	2723	ROBERT E. STEPHENS	30	TX	4:40:41	10:42
371	1765	832	TIM J. MCWILLIAMS	32	OK	4:41:02	10:43
372	1769	2439	JERRY NIDOLAS	30	TX	4:41:27	10:44
373	1781	1048	DAVID WATSON	34	OK	4:44:33	10:51
374	1782	883	BRAD D. O'NEWMAN	31	TX	4:45:52	10:54
375	1788	965	DAVID L. ALBIN	34	TN	4:46:50	10:56
376	1795	2628	THOMAS C. MAHLICH	32	TX	4:48:30	11:00
377	1797	2385	ANTHONY HUNTING HORSE	31	TX	4:49:08	11:02
378	1798	1149	CARLOS A. VELA	30	TX	4:49:30	11:03
379	1799	1184	JURISST R. PETERK	34	TX	4:49:34	11:03
380	1806	346	STEVEN E. BRAATZ M.D.	33	OK	4:51:15	11:07
381	1807	1943	JOHN K. CULLEIN	33	TX	4:51:26	11:07
382	1809	1563	BILLY D. JOLLY	31	TX	4:52:05	11:09
383	1814	1142	WAYNE W. SINGER	32	TX	4:52:45	11:10
384	1816	2945	ERNE SMARZ	31	TX	4:52:58	11:11
385	1830	2676	ARUN K. JAUN	32	TX	4:55:55	11:20
386	1832	432	MARK J. JEFFERS	31	TX	4:57:17	11:20
387	1836	2432	WILLIAM C. HARWOOD	34	TX	4:58:16	11:23
388	1837	2434	DAVID D'AMADIO	31	TX	4:58:29	11:23
389	1844	2643	RON J. WHEAT	34	TX	4:59:44	11:26
390	1847	2817	RON J. TREVINO	33	TX	5:00:06	11:27
391	1887	2842	CARL TOUHEY	32	TX	5:04:25	11:37
392	1873	1404	GREGORY TAYLOR	34	TX	5:06:11	11:41
393	1877	1629	MARY S. SMITH	31	TX	5:07:33	11:44
394	1879	1552	DEZI DAVEN	34	TX	5:14:11	12:00
395	1901	1259	GERRY M. LOCKE	34	TX	5:18:29	12:09
396	1902	2006	CHARLES M. CAULLEY	34	TX	5:18:41	12:09
397	1904	263	LAYNE L. MYATT	33	TX	5:20:45	12:14
398	1927	2847	ISMAEL DELBADO	34	TX	5:41:05	13:01
399	1930	1722	FRANK GALLAGHER JR.	34	TX	5:44:47	13:09
400	1937	2856	CHUCK CONNORS	30	TX	5:52:03	13:26

Male Age Group 35-39

GRP	OVERALL	NUMBER	NAME	AGE	STATE	FINISH	PACE
POS	MALE	NO.	TIME				
1	2	91	JOHN W. CASE	35	TX	2:32:46	5:50
2	17	1804	DAVE E. STROM	39	TX	2:41:32	6:10
3	22	193	ROBERT B. FLYNN	37	AR	2:43:22	6:14
4	38	1417	JACK W. JONES	37	TX	2:47:14	6:23
5	41	1222	SCOTT N. BURNETT	36	TX	2:48:17	6:26
6	43	37	TED CRANK	35	KS	2:48:35	6:26
7	45	2181	EDWARD S. CRUMM	37	MO	2:48:42	6:26
8	47	827	TOM D. SIMPSON	39	IN	2:49:00	6:27
9	48	2949	RICH SUICK	36	TX	2:49:51	6:28
10	56	104	DAVID R. CORRIGAN	38	TX	2:51:43	6:33
11	58	809	BUD WILDER	38	TX	2:51:56	6:34
12	59	733	LUPE RODRIGUEZ	38	TX	2:51:58	6:34
13	63	2126	ROBERT C. SCOTT	37	TX	2:52:24	6:35
14	64	2498	MARK L. FITZGERALD	36	TX	2:52:29	6:35
15	67	1423	DENNIS J. OWENS	37	TX	2:52:46	6:35
16	68	2038	DAN SIZEROSKI	35	OK	2:52:51	6:35
17	73	1335	MATT P. DOLLIVER	35	MO	2:53:43	6:38
18	77	230	STEPHEN C. COSTELLO	38	TX	2:54:12	6:39
19	78	2074	MARK F. DONOVAN	37	TX	2:54:44	6:40
20	84	281	JOHN MURPHY	39	TX	2:55:19	6:42
21	99	2171	JACK SMITHESLER	38	TX	2:55:57	6:43
22	91	899	RICK A. BLEVINS	38	TX	2:56:01	6:43
23	94	1647	FELIX ANGELES	37	TX	2:56:21	6:44
24	99	2572	KIM L. LAWRENCE	37	TX	2:56:47	6:45
25	103	1492	JOHN L. FINNAN	38	OK	2:57:07	6:45
26	105	1558	NELSON B. ANDERSON	37	TX	2:57:18	6:45
27	110	1897	DOUG S. EARLE	39	CO	2:57:45	6:47
28	111	1062	BRAD RHODES	38	KS	2:57:48	6:47
29	119	813	BRAD C. COLLE	38	TX	2:58:53	6:49
30	125	1715	JOHN A. BAKER	37	TX	2:59:47	6:50
31	138	1285	ROBERT C. GUTIERREZ	38	TX	3:01:01	6:54
32	137	2287	VICTOR GARCIA	35	MX	3:01:09	6:55
33	138	2806	OCTAVIO SALAS	35	MX	3:01:17	6:55
34	140	900	MARC S. ELKINS	35	TX	3:01:40	6:56
35	141	151	JOHN G. NOLAN	39	TX	3:01:43	6:56
36	142	778	KEN ASHBY	39	TX	3:01:45	6:56
37	146	883	THOMAS N. BAUMGARTEN	35	TX	3:02:00	6:57
38	157	2314	IGNACIO ZAVALA	38	MX	3:03:20	7:00
39	158	790	RUSSELL E. ELSTROM	37	TX	3:03:32	7:00
40	163	1878	RICARDO FORTOLLO	36	TX	3:03:44	7:01
41	165	96	KURT NELSON	37	TX	3:04:00	7:01
42	166	2352	KEITH P. EVANS	37	TX	3:04:15	7:02
43	167	517	DAVID L. MERRYMAN	39	TX	3:04:17	7:02
44	173	2391	DOUGLAS C. JONES	39	TX	3:04:50	7:03
45	176	79	HERB FLANDREAU	37	TX	3:05:05	7:04
46	178	2282	JAVIER SIERRA	37	MX	3:06:09	7:04
47	164	1633	ROBERTO URRAS	39	MX	3:06:36	7:05
48	185	732	KEN G. LEGGETT	37	TX	3:06:37	7:05
49	187	30	MICHAEL MCCLURE	38	KS	3:06:39	7:05
50	188	2522	RUBEN D. FORTOLLO	37	TX	3:06:40	7:05
51	201	278	MICHAEL G. HEBERT	38	LA	3:07:00	7:06
52	204	2458	LARRY L. NELSON	39	TX	3:07:10	7:06
53	209	106	JAMES P. MAGERS	37	TX	3:07:33	7:09
54	213	858	STEVE A. WATTERS	38	TX	3:07:43	7:10
55	221	193	PAUL WILSON	38	TX	3:08:14	7:11
56	223	1977	WILLIAM P. HAGY	39	OH	3:08:17	7:11
57	225	457	RICHARD H. BALLINGER	37	TX	3:08:21	7:11
58	241	129	DAVID B. BURMANN	37	TX	3:09:28	7:14
59	243	1741	JAMES P. TOLBERT	35	TX	3:09:32	7:14
60	253	2178	TIMOTHY D. BLECKA	37	TX	3:10:02	7:15
61	255	1006	JIM ANDOGA	38	TX	3:10:05	7:15
62	259	1038	DAVID PRESTON	38	TX	3:10:26	7:16
63	261	818	MARK G. MALEY	39	TX	3:10:42	7:16
64	263	1895	RICK A. RIGBY	38	TX	3:10:54	7:17
65	266	1400	HARVARD D. THOMPSON	37	TX	3:11:15	7:18
66	271	806	PAT STEWART	39	CA	3:11:25	7:19
67	275	2532	ROBERT T. CLAIR	35	TX	3:12:00	7:19
68	277	1767	TED K. JACOBS	38	OK	3:12:05	7:20
69	280	2398	LARRY SPOONER	39	TX	3:12:12	7:20
70	281	39	BOB BAILES	39	TX	3:12:14	7:20
71	283	1791	RICKY L. HERRINGTON	37	LA	3:12:18	7:20
72	284	1699	DAVID W. MCGRADY	38	TX	3:12:17	7:20
73	285	1614	JAY LANGFORD	38	TX	3:12:20	7:20
74	286	2020	FRED R. ARTT	38	TX	3:12:30	7:21
75	290	1940	RANDY P. WOLF	35	TX	3:12:33	7:21
76	291	1579	PAUL R. ARTT	38	TX	3:12:34	7:21
77	293	190	CARY W. SHERF	38	TX	3:12:37	7:21
78	295	1848	JORGE GALLAGO	38	MX	3:12:41	7:21
79	297	810	CLARK MILLSPAUGH	38	OK	3:12:45	7:21
80	299	2008	CHARLES W. WUNDERLIN	37	TX	3:13:05	7:22
81	301	805	ROGER D. BRAUN	38	TX	3:13:03	7:22



Dave Strom of Dallas wins the 35-39 age group with a time of 2:41:32.

GRP	OVERALL	RUNNER	NAME	AGE	STATE	FINISH	PACE	GRP	OVERALL	RUNNER	NAME	AGE	STATE	FINISH	PACE	GRP	OVERALL	RUNNER	NAME	AGE	STATE	FINISH	PACE
POS	MALE	NO.		TIME		TIME		POS	MALE	NO.		TIME		TIME		POS	MALE	NO.		TIME		TIME	
325	1348	1171	JOHN M. THEIRL	37	TX	4:03:25	8:17	422	1829	2515	STEVE FEDORKO	39	TX	4:56:51	11:19	120	638	473	DOM GARRETT	42	OK	3:30:02	8:01
326	1357	2772	DAVID E. BAYLISS	36	TX	4:04:41	8:20	423	1831	2882	STEVE P. WINSLOW	39	TX	4:57:00	11:20	121	641	473	WAYNE MCCHRISTIAN	43	TX	3:30:10	8:01
327	1372	2782	ANDREW M. MILLER	35	TX	4:05:42	8:22	424	1832	2983	MICHAEL M. MOVEY	39	TX	4:58:53	11:24	122	642	345	ALLAN W. SHERMAN	43	TX	3:30:17	8:01
328	1374	1334	MARK A. FLOYD	36	TX	4:05:47	8:23	425	1843	611	ROBERT L. ERWIN	36	TX	4:59:22	11:25	123	650	2281	DAVID YARBOROUGH	42	TX	3:30:38	8:02
329	1376	1189	DAN S. WORLEY	37	TX	4:05:49	8:23	426	1854	181	MICHAEL D. PITTEMBER	39	MO	5:01:24	11:30	124	653	113	J.D. JOHNSON	41	TX	3:30:45	8:02
330	1379	670	JERRY W. SOKUP	38	TX	4:06:11	8:24	427	1863	1821	JIM THOMAS	36	TX	5:03:30	11:35	125	655	2152	CARL D. FARMER	40	KS	3:30:47	8:02
331	1382	1501	DON R. HUTCHISON	36	OK	4:06:20	8:24	428	1868	1311	GARY D. TEETER	36	AR	5:04:48	11:38	126	660	1343	RUDY G. ALMAGUER	40	TX	3:30:57	8:03
332	1383	2794	MICHAEL K. HANSEN	38	TX	4:06:22	8:24	429	1874	576	ED E. PRIBANIC	36	TX	5:05:05	11:40	127	663	2376	DILL WALKER	44	TX	3:31:18	8:04
333	1389	1567	ALFONSO MEZA	39	TX	4:06:33	8:24	430	1872	2038	DOUG HOUSE	37	TX	5:05:55	11:42	128	679	1226	KENNETH R. ALLISON JR.	41	TX	3:32:00	8:05
334	1396	2408	JIM PEDERSEN	35	TX	4:06:52	8:25	431	1874	2068	BOB A. CARROLL	37	TX	5:06:36	11:44	129	680	277	JERRY A. BROWN	41	MM	3:32:10	8:06
335	1397	1519	JOE T. MCKAY	37	TX	4:07:04	8:26	432	1876	1378	RON G. HAIR	38	TX	5:07:23	11:44	130	688	2304	JOHN D. EVERETT	40	MO	3:32:37	8:07
336	1398	2198	KEN LYBRAND	37	TX	4:07:05	8:26	433	1881	1124	DAVID M. LEONER	38	TX	5:08:19	11:46	131	687	1830	CLAUDE D. WINBORN	44	TX	3:32:37	8:07
337	1408	347	BILL OYOT M.D.	35	TX	4:08:22	8:28	434	1889	2717	ED E. PRIBANIC	36	TX	5:09:25	11:46	132	690	715	JOE FUERTA	44	TX	3:32:56	8:07
338	1411	96	OAVIO W. STEVENS	38	TX	4:08:18	8:28	435	1891	1532	TURTLE TOMICK	37	TX	5:13:38	11:58	133	694	949	PAUL HUITT	43	OK	3:33:28	8:09
339	1424	1411	MICHAEL C. COYLE	38	LA	4:09:12	8:30	436	1900	208	RICHARD L. OLIVIER	39	TX	5:18:27	12:09	134	710	1559	WILLIAM R. PALMER	43	TX	3:33:58	8:10
340	1436	83	JEFF GREENE	38	TX	4:10:04	8:32	437	1907	2510	GARY C. BIRKLAND	37	TX	5:21:26	12:16	135	711	231	JOHN H. PLENGER	40	TX	3:34:02	8:10
341	1457	756	TIMOTHY J. ESCHBACH	36	TX	4:10:15	8:33	438	1925	335	DANIEL R. CRAIN	39	TX	5:38:03	12:56	136	716	1580	ROBERT E. BLEVINS	42	TX	3:34:08	8:10
342	1458	2125	FRED D. WALSH	35	TX	4:10:17	8:33	439	1926	372	STAN O. SIGLE	36	TX	5:41:30	13:02	137	722	2286	THOMAS A. MUNS	40	TX	3:34:32	8:11
343	1444	746	GORDON R. OKADA	37	TX	4:10:44	8:34	440	1934	2902	BRUCE E. THEOBALD	38	TX	5:48:30	13:20	138	728	796	MICHAEL M. FOX	42	TX	3:34:36	8:11
344	1448	1448	GARY M. HARDEE	37	TX	4:10:56	8:34	441	1935	213	KEVIN C. TROY	37	OK	5:51:22	13:24	139	731	2306	DAVID M. KUNKLE	41	TX	3:34:45	8:12
345	1450	2181	JOE D. HAINES JR.	35	OK	4:10:58	8:34	442	1936	213	KEVIN C. TROY	37	OK	5:51:22	13:24	140	738	989	TOM H. HELLER	44	TX	3:34:55	8:12
346	1452	2021	ARTURO TERRES	38	MX	4:11:13	8:35	443	1937	213	KEVIN C. TROY	37	OK	5:51:22	13:24	141	747	1852	CARLOS D. VIEIL	43	TX	3:35:37	8:14
347	1454	2374	TOM MURPHY	37	TX	4:11:36	8:36	444	1938	213	KEVIN C. TROY	37	OK	5:51:22	13:24	142	748	354	VALL R. BERTLEIN	43	MM	3:35:38	8:14
348	1461	382	RANDY L. MOORE	36	TX	4:12:04	8:37	445	1939	213	KEVIN C. TROY	37	OK	5:51:22	13:24	143	749	2030	MICHAEL FINAN	41	AR	3:35:43	8:14
349	1478	2026	CHARLES O. SCHEIBE	37	TX	4:13:16	8:40	446	1940	213	KEVIN C. TROY	37	OK	5:51:22	13:24	144	759	1114	A. CEZAR LASTIMOSA	44	TX	3:36:15	8:15
350	1485	2191	STEVE J. CATALDO	35	TX	4:13:29	8:40	447	1941	213	KEVIN C. TROY	37	OK	5:51:22	13:24	145	765	1775	BOB A. HOOD	40	TX	3:36:35	8:16
351	1489	2158	DAVID A. JAMES	37	OK	4:13:29	8:40	448	1942	213	KEVIN C. TROY	37	OK	5:51:22	13:24	146	767	1652	MARIO G. GONZALEZ	41	MX	3:36:37	8:16
352	1493	2383	ANTHONY C. HOOVER	35	TX	4:13:30	8:40	449	1943	213	KEVIN C. TROY	37	OK	5:51:22	13:24	147	768	2177	JAMES S. BRIGGS	43	TX	3:37:17	8:17
353	1499	1777	STEVEN E. BOLTON	35	OK	4:13:40	8:41	450	1944	213	KEVIN C. TROY	37	OK	5:51:22	13:24	148	769	2752	LOU ECHUIS	43	TX	3:37:40	8:18
354	1490	388	MURL R. RICHARDSON JR.	37	TX	4:13:41	8:41	451	1945	213	KEVIN C. TROY	37	OK	5:51:22	13:24	149	788	980	PAL E. WOOD	42	TX	3:37:41	8:18
355	1491	220	ANDY E. ADAMS	39	AR	4:13:47	8:41	452	1946	213	KEVIN C. TROY	37	OK	5:51:22	13:24	150	804	1385	DOUG E. KUYKENALL	42	TX	3:37:52	8:19
356	1501	1830	KENNETH W. HOPKINS	36	TX	4:14:41	8:43	453	1947	213	KEVIN C. TROY	37	OK	5:51:22	13:24	151	839	2226	ED D. LOWE	42	TX	3:38:24	8:22
357	1502	2673	VALE CORTLAND	36	TX	4:14:58	8:44	454	1948	213	KEVIN C. TROY	37	OK	5:51:22	13:24	152	840	1744	STEVE CHAVES	41	TX	3:39:25	8:22
358	1506	629	RANDY GARNER	36	LA	4:15:11	8:44	455	1949	213	KEVIN C. TROY	37	OK	5:51:22	13:24	153	841	1607	DAVID J. CONOY	41	TX	3:39:29	8:22
359	1508	1042	DANIEL R. BENNETT	35	TX	4:15:20	8:44	456	1950	213	KEVIN C. TROY	37	OK	5:51:22	13:24	154	842	486	DENNIS M. SUARDS	40	TX	3:39:30	8:22
360	1510	650	STEVEN K. THOMPSON	35	TX	4:15:22	8:45	457	1951	213	KEVIN C. TROY	37	OK	5:51:22	13:24	155	844	150	LEON R. BLUE	40	AR	3:39:37	8:23
361	1511	2814	GOERGE MOGA	35	TX	4:15:35	8:45	458	1952	213	KEVIN C. TROY	37	OK	5:51:22	13:24	156	846	2180	ANDREW K. PEABODY	40	TX	3:39:43	8:23
362	1515	870	ALBERT P. VERER	38	TX	4:16:13	8:46	459	1953	213	KEVIN C. TROY	37	OK	5:51:22	13:24	157	853	830	LYNN MORGAN	41	TX	3:40:14	8:24
363	1521	1185	SCOTT G. POWELL	38	TX	4:16:18	8:46	460	1954	213	KEVIN C. TROY	37	OK	5:51:22	13:24	158	859	386	DAVID J. JONES	43	MO	3:40:29	8:25
364	1532	1193	PHILIP R. MAYER	38	TX	4:17:20	8:49	461	1955	213	KEVIN C. TROY	37	OK	5:51:22	13:24	159	863	2429	ROBERT F. DEUELLE	41	TX	3:40:45	8:25
365	1537	905	RICHARD S. JOHNSON	38	OK	4:17:30	8:49	462	1956	213	KEVIN C. TROY	37	OK	5:51:22	13:24	160	868	1088	HOWARD LUCERO	40	OK	3:41:04	8:26
366	1539	1023	MARK E. CHANELLS	38	TX	4:17:33	8:49	463	1957	213	KEVIN C. TROY	37	OK	5:51:22	13:24	161	879	467	EDDIE V. QUINTERO	43	TX	3:41:28	8:27
367	1540	2673	FREDERICK R. PERRY	39	TX	4:17:35	8:50	464	1958	213	KEVIN C. TROY	37	OK	5:51:22	13:24	162	876	2286	OBED GOMEZ	43	MX	3:41:47	8:28
368	1542	450	TONY D. WILLIAMS	36	TX	4:17:56	8:50	465	1959	213	KEVIN C. TROY	37	OK	5:51:22	13:24	163	885	2287	VICTORIANO SALDANA	43	MX	3:42:12	8:29
369	1544	1934	BILL E. KAISER	39	TX	4:18:03	8:51	466	1960	213	KEVIN C. TROY	37	OK	5:51:22	13:24	164	903	190	JERRY P. SMITH	44	NY	3:42:48	8:30
370	1547	885	DAVID J. SMITH	35	TX	4:18:13	8:51	467	1961	213	KEVIN C. TROY	37	OK	5:51:22	13:24	165	912	1432	DEE G. MCCRARY	41	TX	3:43:06	8:31
371	1549	582	STEVE K. WOOD	37	TX	4:18:17	8:51	468	1962	213	KEVIN C. TROY	37	OK	5:51:22	13:24	166	919	297	MIKE SUTTER	41	OK	3:43:11	8:31
372	1551	2210	BRUCE H. TOMASO	36	TX	4:18:36	8:52	469	1963	213	KEVIN C. TROY	37	OK	5:51:22	13:24	167	914	341	RUNNING BIRD TORRES	41	TX	3:43:17	8:31
373	1556	2012	RICHARD A. O'CONNOR	37	TX	4:18:37	8:52	470	1964	213	KEVIN C. TROY	37	OK	5:51:22	13:24	168	927	60	JOHN T. TAGART	41	TX	3:43:17	8:31
374	1562	2792	WALTER B. LOUIS	35	TX	4:19:08	8:53	471	1965	213	KEVIN C. TROY	37	OK	5:51:22	13:24	169	928	511	KENT F. HOFFMAN	41	TX	3:43:38	8:32
375	1568	1810	MARK LUTZ	35	TX	4:19:30	8:54	472	1966	213	KEVIN C. TROY	37	OK	5:51:22	13:24	170	930	536	CLIVE BONER	42	FL	3:43:42	8:32
376	1574	629	HOWARD C. BRADY JR.	39	OK	4:20:08	8:55	473	1967	213	KEVIN C. TROY	37	OK	5:51:22	13:24	171	934	2767	ALLEN P. WEBB	42	TX	3:43:50	8:32
377	1578	1169	STEVEN D. BAKER	38	TX	4:20:17	8:56	474	1968	213	KEVIN C. TROY	37	OK	5:51:22	13:24	172	935	907	DANIS G. GORDON	44	TX	3:43:53	8:32
378	1577	1862	BUDDY SKOTTON	37	TX	4:20:21	8:56	475	1969	213	KEVIN C. TROY	37	OK	5:51:22	13:24	173	936	1297	WILLIAM B. EVANS	44	TX	3:44:21	8:33
379	1561	885	CHARLES L. BROWNING	37	MM	4:20:44	8:57	476	1970	213	KEVIN C. TROY	37	OK	5:51:22	13:24	174	935	843					

Male Age Group 40-44

GRP	OVERALL	RUNNER	NAME	AGE	STATE	FINISH	PACE
POS	MALE	NO.				TIME	
217	1165	753	NOBLE O. SEELY	40	TX	3:53:51	8:56
218	1166	260	DOUG C. HANSEN	41	TX	3:53:53	8:56
219	1171	2528	JAMES M. CARTER	41	TX	3:54:12	8:56
220	1186	2518	JIM C. STEWART	42	TX	3:54:54	8:58
221	1194	798	JOE RAPPAPORT	40	TX	3:55:15	8:58
222	1196	2647	LEONARD MARTINEZ	42	MD	3:55:17	8:58
223	1197	337	PATRICK A. MEYER	41	TX	3:55:32	8:59
224	1198	124	STEVE BURNS	40	CO	3:55:54	8:59
225	1200	2045	BILL BURTON	42	KS	3:55:55	8:59
226	1212	2010	JERRY VINING	41	TX	3:56:00	9:00
227	1220	2407	ROGELIO MARTINEZ	44	MX	3:56:19	9:01
228	1221	162	BERT L. PEEPLES	44	TX	3:56:19	9:01
229	1222	1656	VICTOR RAMOS	44	MX	3:56:20	9:01
230	1225	1393	DAVID L. WILSON	40	TX	3:56:25	9:01
231	1226	283	TOM C. SHORT	40	TX	3:56:31	9:01
232	1243	737	LARRY MABRY	44	AR	3:57:17	9:03
233	1244	1992	ROY D. JOHNSON	44	TX	3:57:19	9:03
234	1247	2187	DAVE W. JOHNS	41	OK	3:57:28	9:03
235	1264	2743	RONALD P. HELDEBRANDT	44	TX	3:58:31	9:08
236	1268	1860	RUDY M. TOVAK	44	TX	3:58:39	9:08
237	1273	2657	RONALD L. BAKER	40	TX	3:58:55	9:07
238	1278	852	CREIGHTON B. CAWALLADER	40	TX	3:59:04	9:07
239	1279	254	LOWELL F. FARMER	44	TX	3:59:05	9:07
240	1282	2581	GERARDO CERVANTES	40	TX	3:59:19	9:08
241	1289	323	CHUCK E. SEEFELDT	40	TX	3:59:43	9:09
242	1290	1089	STEFF BIRCH	42	TX	3:59:47	9:09
243	1292	1540	R.D. CRENSHAW	44	TX	3:59:57	9:09
244	1298	821	ROBERT E. HENSCH	42	TX	4:00:21	9:10
245	1307	2235	ROGER H. WALKER	42	OK	4:00:21	9:10
246	1310	1179	CYRILS NONKHAN	42	OK	4:00:57	9:12
247	1312	1670	JESUS G. CASTILLO	41	MDX	4:01:03	9:12
248	1320	1140	CHIP STROUP	41	TX	4:01:30	9:13
249	1322	2305	JAMES E. GRISAMER	43	UT	4:01:39	9:13
250	1326	2531	WILLIAM J. MORRIS	41	TX	4:01:56	9:14
251	1339	1612	MEL V. LEBLANC	41	TX	4:03:01	9:18
252	1344	2319	VICTOR M. SUAREZ	43	MDX	4:03:22	9:17
253	1345	1593	JOHN C. CUNNINGHAM	43	TX	4:03:23	9:17
254	1347	1973	DENNIS R. LONG	44	TX	4:03:24	9:17
255	1349	2283	GERARDO PEZANA	43	MDX	4:03:33	9:17
256	1350	1620	CRANE L. BETTERIDGE	43	TX	4:03:50	9:18
257	1354	858	TOM CANDALINO	44	TX	4:04:06	9:19
258	1365	1133	JOE D. MITCHELL	40	TX	4:05:08	9:21
259	1368	2358	JOHN H. RAUSCHER	42	TX	4:05:30	9:22
260	1365	1819	JAMES R. WILLIAMS	42	AR	4:06:24	9:24
261	1400	1831	M. ANDY MILLER	40	TX	4:07:13	9:26
262	1403	2764	LU HARRIS	40	AR	4:07:16	9:26
263	1412	1932	LEWIS W. COOPER	43	TX	4:08:19	9:28
264	1414	909	FRED R. REAVIS JR.	42	OK	4:08:24	9:28
265	1419	292	TIM F. WEISS	43	TX	4:08:48	9:29
266	1437	1103	RONALD D. MOREHEAD	42	TX	4:09:51	9:32
267	1435	745	PAUL N. LAVENDER	41	KS	4:09:56	9:32
268	1442	1526	JUSTIN A. GANNON	42	OK	4:10:32	9:33
269	1458	1796	PETER J. GRAAM	42	TX	4:11:38	9:36
270	1458	2534	JAMES A. MCCARTY	41	AR	4:11:48	9:36
271	1462	2691	R. MARL MAHAFFEY	42	TX	4:11:52	9:37
272	1465	188	DUANE A. DOUGHERTY JR.	41	CO	4:12:35	9:38
273	1479	1639	BILL H. MANSFIELD	41	TX	4:13:17	9:40
274	1481	2119	ROBERT A. SLAGLE JR.	40	GA	4:13:20	9:40
275	1482	2702	JOHN M. GUNTER	42	OK	4:13:54	9:41
276	1483	783	PHIL K. DURHAM	42	TX	4:14:04	9:42
277	1497	255	ROBERT N. NESKE	44	CO	4:14:23	9:42
278	1507	284	JOSEPH A. PINEDA	41	LA	4:15:11	9:44
279	1508	2310	JOE NOLAN	41	TX	4:15:15	9:44
280	1520	1169	CARLOS E. LULIAN	40	TX	4:16:38	9:47
281	1523	916	STEVE L. BURDICK	42	TX	4:16:59	9:48
282	1533	2163	CHARLES B. BENSON	40	TX	4:17:21	9:49
283	1546	547	RICHARD C. LAYMON	43	TX	4:18:10	9:51
284	1591	2105	RONALD G. POWELL	44	TX	4:18:56	9:53
285	1570	425	MIKE H. FOSTER	42	TX	4:20:00	9:55
286	1572	749	TONEY GLASSER	42	TX	4:20:44	9:56
287	1573	749	TERRY W. STARNES	42	TX	4:20:08	9:55
288	1583	1517	WILLIAM H. RALSTON	42	TX	4:20:58	9:57
289	1584	2856	KELLY GILMORE	44	AR	4:21:14	9:58
290	1591	247	PATRICK H. FOSTER	42	TX	4:21:42	9:59
291	1596	2563	HUNT BATER	42	TX	4:22:08	10:00
292	1601	912	MARK R. DEMBECK	41	TX	4:22:22	10:01
293	1606	2667	GARY J. JUNCO	42	TX	4:22:49	10:02
294	1813	1855	DAVID S. WARD	42	TX	4:23:30	10:08
295	1821	2481	DAVID TORREZ	41	TX	4:24:15	10:08
296	1825	1957	LARRY R. MCINTYRE	41	TX	4:24:44	10:09
297	1829	601	JOE GILMORE	41	KS	4:25:00	10:07
298	1838	1261	SHELBY SPILLMAN	43	TX	4:25:56	10:09
299	1849	334	W. TED SMITH	43	TX	4:26:43	10:10
300	1856	357	DOUGLAS CALDWELL	42	TX	4:27:22	10:12
301	1857	2122	JOHN W. RICHIE	40	TX	4:27:52	10:13
302	1864	188	DON D. ZIMMERMAN	44	KS	4:28:15	10:14
303	1868	240	DANIEL ORELLANA JR.	43	AR	4:28:19	10:14
304	1889	265	THOMAS O. FORBES	44	LA	4:28:37	10:15
305	1871	1060	LOUIS COVINGTON	40	LA	4:28:56	10:16
306	1881	1978	ALDWELL E. HUDYVEN	42	TX	4:30:22	10:19
307	1705	436	JAMES B. CLEVERING	44	OK	4:32:19	10:23
308	1711	2379	ALLAN N. SHULKIN	41	TX	4:32:44	10:24
309	1712	1712	FRED ALTEAUX	42	TX	4:32:58	10:25
310	1714	2417	F.B. SMITH	41	TX	4:33:14	10:26
311	1728	1089	JOSEPH A. HEAD	43	TX	4:34:13	10:28
312	1728	1987	WILLIAM A. ALEXANDER	43	TX	4:35:43	10:31

GRP	OVERALL	RUNNER	NAME	AGE	STATE	FINISH	PACE
POS	MALE	NO.				TIME	
313	1744	1310	CHUCK BRADFORD	40	AR	4:36:40	10:34
314	1749	280	RICHARD A. PURDY	42	TX	4:38:09	10:37
315	1761	1215	BILL BOWERS	41	TX	4:42:14	10:41
316	1762	1563	JAMES A. PARKER	42	TX	4:40:19	10:42
317	1764	1131	ED L. ANGELSBERG	44	TX	4:40:44	10:43
318	1771	1568	RUSTY HAILEY	43	TX	4:41:37	10:45
319	1778	881	LUPE ROSA	41	TX	4:44:04	10:50
320	1789	2650	JOSE F. LOPEZA	42	TX	4:46:03	10:56
321	1805	1607	ROBERT R. HARRALL	42	TX	4:51:14	11:07
322	1813	2610	GEORGE T. HOLLAND	41	TX	4:52:33	11:10
323	1822	2302	JORGE CHASE	44	MX	4:54:34	11:14
324	1826	2465	EDWIN H. CASSELL	41	TX	4:55:23	11:16
325	1835	2452	FREDERICK F. FRENCH	42	AR	4:58:23	11:22
326	1838	2947	ERIC STAUCH	42	TX	4:58:33	11:23
327	1842	1957	MARK H. CHAMBERLIN	41	KS	4:58:18	11:25
328	1846	226	STEVE D. JABER	40	TX	4:59:58	11:27
329	1849	1585	SANDINO L. CONTRERAS	40	TX	5:00:20	11:27
330	1851	1813	WILLIAM P. BOYD	41	TX	5:00:43	11:28
331	1852	1813	STEVEN HAIRSTON	41	PA	5:01:16	11:30
332	1855	2725	MICHAEL J. MUZNICH	42	TX	5:02:24	11:32
333	1864	2361	JAMES B. MATTHEWS	41	TX	5:03:45	11:35
334	1878	1001	JESSE W. RUCKER	44	AR	5:08:29	11:46
335	1890	1900	RONALD J. RUCKER	42	AR	5:08:43	11:47
336	1898	1748	THOMAS J. MCCOY	40	TX	5:12:01	11:54
337	1895	1959	JAMES J. CLANTON	42	WA	5:12:06	11:54
338	1897	1747	BILLY J. TERRELL	40	TX	5:13:07	11:57
339	1908	470	RICK E. JOHNSON	42	OK	5:13:08	11:57
340	1909	178	HOWARD KACHININS	42	OK	5:13:09	11:57
341	1909	341	JOHN B. WILLARD	41	TX	5:15:40	12:03
342	1899	2579	JIM W. ALLBRITTEN	43	TX	5:18:19	12:09
343	1905	2086	GARY E. FISH	43	TX	5:20:46	12:14
344	1911	2811	ALAN E. MESCHES	42	TX	5:27:34	12:30
345	1915	1745	GEORGE M. BRADLEY	40	OK	5:29:27	12:34
346	1915	2232	CHARLES J. BRYAN	43	OK	5:29:23	12:34
347	1923	413	BUDDY ADDOCK	40	AR	5:35:03	12:47
348	1924	1875	MICHAEL R. NICHOLS	43	TX	5:35:34	12:48
349	1929	874	MICHAEL L. MCCALEE	40	TX	5:44:18	13:08
350	1936	2391	CHARLES T. HOLLAND	40	TX	5:52:02	13:26

Male Age Group 45-49

GRP	OVERALL	RUNNER	NAME	AGE	STATE	FINISH	PACE
POS	MALE	NO.				TIME	
1	19	1848	ARNULFO GONZALEZ	46	MX	2:42:28	8:12
2	82	1948	GERONIMO TERAN	48	TX	2:50:55	8:31
3	79	92	RON LONG	45	KS	2:52:37	8:42
4	82	571	J. C. SANFORD	47	TX	2:56:10	8:43
5	127	73	KENNETH R. YOUNG	46	TX	2:56:28	8:44
6	127	73	PAUL F. SWINSON	45	KS	3:00:12	8:52
7	127	73	DOUG GILPIN	45	TX	3:00:30	8:52
8	130	1391	THOMAS J. BOLE	47	OK	3:00:35	8:53
9	139	49	RON KING	46	TX	3:01:22	8:55
10	144	2544	JAMIE CERVERA	46	MX	3:01:51	8:56
11	150	420	BOB CARPENTER	48	TX	3:02:20	8:57
12	150	420	LARRY H. SMITH	48	TX	3:02:52	8:58
13	190	2258	VICTORIAN ANGLUIS	46	MX	3:06:12	9:04
14	185	1353	DOUGLAS A. CANNEDY	49	AR	3:05:37	9:05
15	189	846	TRACY R. JONES	48	NE	3:05:58	9:06
16	195	1470	HARVEY J. KUMZ	45	NE	3:08:25	9:07
17	198	1452	DAVID J. BRAJEA	45	TX	3:08:50	9:08
18	202	1458	JAMES L. MANNING	45	TX	3:07:04	9:08
19	207	1530	BILLY E. BLANN	45	AR	3:07:27	9:08
20	210	463	RONNIE L. PENNEY	45	AR	3:07:35	9:09
21	228	1895	CHARLES O. LARDE	45	TX	3:08:13	9:10</

GRP POS	OVERALL MALE	RUNNER NO.	NAME	AGE STATE	FINISH TIME	PACE
248	1882	2715	JAMES MURPHY	45 TX	5:09:25	11:48
247	1886	410	BRUCE F. HOWELL	45 TX	5:12:17	11:55
248	1894	1695	LARRY W. ANDERSON	47 TX	5:14:56	12:01
249	1913	134	MARTY BROWN	47 TX	5:27:46	12:30
250	1917	2280	WILLIAM F. MCKINNEY	48 TX	5:29:53	12:35
251	1919	491	JOHNNY A. SCOTT	48 TX	5:31:20	12:38
252	1921	2376	CARNELO DUNNONES	47 TX	5:33:41	12:43
253	1922	2155	GARY D. JONES	46 AR	5:33:41	12:44
254	1931	416	ROBERT N. ROSEMONT	45 TX	5:46:15	13:13

Male Age Group 50-54

GRP POS	OVERALL MALE	RUNNER NO.	NAME	AGE STATE	FINISH TIME	PACE
1	67	598	LARRY WORTH	53 TX	2:52:46	6:35
2	116	51	GEORGE W. EASTES	51 TX	2:58:28	6:48
3	192	400	BILL HOLLAN	52 AR	3:02:43	6:58
4	364	1840	DAVID D. WOODY	54 TX	3:14:40	7:26
5	208	2232	JOHN D. MACEACHRAN	50 TX	3:07:29	7:09
6	223	2621	RAMON MALDONADO	51 MX	3:08:17	7:11
7	273	558	JAMES L. LUMBECK	54 TX	3:11:52	7:19
8	279	1877	STAN C. KELLEY	52 TX	3:12:10	7:20
9	364	1840	DAVID D. WOODY	54 TX	3:14:40	7:26
10	330	2330	CARLOS HERRERAMORO	51 MX	3:14:54	7:28
11	338	1086	RON W. HOAR	53 TX	3:15:07	7:27
12	399	1538	J. TOMMY LAYTON	50 AR	3:15:25	7:27
13	342	708	BILL L. HOLDEN	52 TX	3:15:38	7:28
14	358	2323	HETOR D. BARREDA	50 MX	3:16:27	7:30
15	379	1159	KIM I. FORD	51 OK	3:17:39	7:32
16	384	209	KURT TRUAX	51 AR	3:17:50	7:33
17	414	1723	REX FINNEGAN	50 OK	3:19:33	7:37
18	417	1862	CARLOS VIDAL	51 MX	3:19:39	7:37
19	456	1216	DAN W. DEATON	50 TX	3:21:32	7:41
20	468	200	A.E. EUBSTER	52 TX	3:22:01	7:42
21	483	430	DAVE E. KERN	53 OK	3:22:45	7:44
22	538	1797	CHARLES K. CHANDONIA	50 TX	3:25:45	7:51
23	540	901	DANIEL S. BAKTON	50 TX	3:26:09	7:52
24	563	859	KEN POWELL	50 GA	3:27:22	7:56
25	565	1828	CHARLES W. PULLINGS	51 TX	3:27:33	7:55
26	588	1236	MILTON L. ANDERSON	50 LA	3:28:34	7:57
27	593	1733	VICTOR J. HEDEMANN	51 TX	3:28:42	7:58
28	626	1522	JACK S. MIMMS	54 TX	3:29:41	8:00
29	650	149	PAUL E. WARMINGHAM	50 TX	3:28:44	8:00
30	636	1828	GERALD M. GAUGEREAUX	54 TX	3:30:01	8:01
31	643	1433	THOMAS W. BULLOCK JR.	51 LA	3:30:13	8:01
32	645	1615	ERNEST CASTILLO	51 TX	3:30:17	8:01
33	670	2315	JORGE RODRIGUEZ	50 MX	3:31:39	8:04
34	672	1216	JIM W. PRICE	51 MS	3:31:42	8:05
35	675	1749	KEVIN H. BELL	50 TX	3:32:01	8:05
36	684	1529	JACK L. JOHNSON	50 TX	3:32:24	8:06
37	705	570	JAMES M. SAMPSON	52 TX	3:33:47	8:09
38	729	2336	JAY R. NORMAN	53 TX	3:34:42	8:11
39	738	90	HARRY CORDELLLOS	54 TX	3:34:51	8:12
40	751	211	REAVIS D. GIBB	51 TX	3:35:49	8:14
41	753	494	JAY C. NELSON	51 OK	3:38:00	8:14
42	784	2880	GLEN WILE	50 TX	3:37:21	8:18
43	794	1371	TERRY L. SHELDEN	50 TX	3:37:38	8:18
44	811	1249	KEITH A. BURDICK	50 TX	3:38:11	8:19
45	819	1013	GORDON HARTSHORN	52 TX	3:38:25	8:20
46	838	2337	JOHN B. LOWE JR.	52 TX	3:39:23	8:22
47	869	1231	BILL ROGER SR.	52 TX	3:42:19	8:29
48	911	2549	THOMAS SHORTT	51 SP	3:43:08	8:31
49	933	2068	ROBERT L. CODY	50 TX	3:43:49	8:32
50	944	1608	JUAN LUNA	51 MX	3:44:24	8:34
51	955	107	CARL A. TOUCHSTONE	51 MS	3:45:02	8:35
52	968	2598	KNOX WHITE	54 AR	3:45:08	8:35
53	963	2223	FRED F. LIGON	52 TX	3:45:20	8:36
54	972	2340	DANIEL R. CLARK	52 TX	3:45:41	8:37
55	986	532	DON T. WOBLE	50 AR	3:46:27	8:38
56	989	1838	MANUEL AIATORRE ROSAS	53 MX	3:46:26	8:38
57	1001	1166	JOHN A. KEEFE	52 MA	3:47:06	8:40
58	1008	1225	SANTA CLAUS	50 TX	3:47:14	8:40
59	1009	2449	LEON A. OAVIS	52 TX	3:47:18	8:40
60	1021	940	WAYNE C. MORGAN	53 OK	3:48:18	8:42
61	1032	1770	DAVID E. REEDER	50 LA	3:48:16	8:42
62	1043	1268	DALE L. HAMPTON	54 TX	3:48:47	8:44
63	1054	1412	CHARLES D. CRYE	51 TX	3:48:25	8:45
64	1055	418	SALVADOR CARDENAS	50 TX	3:49:26	8:45
65	1074	2244	MICHAEL P. DRISKEL	51 TX	3:50:08	8:47
66	1079	2907	DONALD SMITH	53 LA	3:50:16	8:47
67	1091	392	JAY C. STABLER	53 TX	3:50:41	8:48
68	1094	985	NORMAN D. GRIMMETT	54 TX	3:50:51	8:48
69	1095	2648	LARRY C. WHITE	50 TX	3:50:53	8:48
70	1114	1618	ED HENTON	52 TX	3:51:49	8:51
71	1138	1506	WES NICHOLSON	53 KS	3:52:58	8:53
72	1147	1759	BERNARD V. SWITZ	54 TX	3:53:16	8:54
73	1187	872	GENE P. KIMMEL	51 AR	3:53:37	8:55
74	1172	2342	LOUIS H. GREENE	50 TX	3:54:13	8:56
75	1174	1545	JOE H. ALICORTA	52 TX	3:54:19	8:56
76	1179	1386	SCOTT ALLRED	51 TX	3:54:31	8:57
77	1204	747	FRED HONDOWICZ	50 TX	3:55:40	9:00
78	1210	902	BOB SEAGO	50 TX	3:55:59	9:00
79	1211	1272	JOHN M. KETCHUM	53 TX	3:55:59	9:00
80	1237	2118	BOB P. HARDY	53 TX	3:56:57	9:03
81	1255	1061	JERRY M. LEATHERMAN	50 TX	3:57:44	9:04
82	1276	377	TED T. JACOBSON	50 OK	3:58:56	9:07



John Rothpletz of Dallas won 4th place in the 50-54 age group.

GRP POS	OVERALL MALE	RUNNER NO.	NAME	AGE STATE	FINISH TIME	PACE
83	1280	2006	JAMES H. SPEIGHT	52 TX	3:59:07	9:07
84	1294	600	DOOD J. MILLER	52 TX	4:00:04	9:09
85	1298	498	JIMMY A. DAVIS	52 TX	4:00:35	9:11
86	1301	202	ALEX W. DOMINIC	53 TN	4:00:40	9:11
87	1328	246	ALEX L. FOGELIN	52 TX	4:02:02	9:14
88	1338	343	BOB PATTON	50 TX	4:02:55	9:16
89	1351	590	WILLIAM A. PAULSEN	52 TX	4:03:51	9:18
90	1353	1859	GARY T. COATS	54 TX	4:04:01	9:18
91	1360	1882	HERMAN D. CHOTATE	52 TX	4:04:49	9:20
92	1381	480	ANDREW G. YALTON	51 LA	4:04:49	9:20
93	1379	1130	JAMES L. GASS	50 TX	4:06:07	9:23
94	1381	1162	JAMES L. MACREEDOR	54 IN	4:06:17	9:24
95	1382	123	JOHNNY G. GARDNER	50 TX	4:06:27	9:24
96	1394	242	RICHARD J. ALLGODD	52 OK	4:06:50	9:25
97	1399	799	RANDY DEBUSK	53 TX	4:07:07	9:26
98	1407	2271	FELPE DIAZ	53 MD	4:08:02	9:28
99	1410	882	F. ORTIZ	52 TX	4:08:12	9:28
100	1418	406	BOB D. THOMPSON	54 TX	4:08:34	9:29
101	1425	815	PETE O'REILLY	52 TX	4:09:16	9:31
102	1427	422	ERNESTO G. LOPEZ	52 MD	4:08:27	9:31
103	1433	2053	HAROLD R. GORNIAY	53 TX	4:08:47	9:32
104	1440	484	BRUCE W. DOLLOFF	52 TX	4:10:19	9:33
105	1446	981	DICK WALKER	54 TX	4:10:47	9:34
106	1462	1533	BOBBY W. HARRIS	52 TX	4:12:05	9:37
107	1470	2483	RONALD R. ROGERS	50 TX	4:12:51	9:38
108	1472	381	EDGAR M. DUNCAN	50 TX	4:12:56	9:39
109	1483	2328	FERNANDO GARIBAY	50 MX	4:13:27	9:40
110	1486	2023	DAVID G. DOZIER	52 TX	4:14:22	9:42
111	1503	1300	OTIS L. JOHNSON	54 TX	4:15:02	9:44
112	1518	700	CLIFFORD W. FELLER	50 CT	4:16:24	9:47
113	1529	257	LLOYD SPOTTED WOLF	50 NM	4:17:09	9:49
114	1530	1084	RONALD L. PIERCE	52 TX	4:17:13	9:49
115	1538	2514	FRED H. HOLMES	54 TX	4:17:28	9:49
116	1553	2547	GEORGE W. COLEMAN	52 TX	4:18:42	9:52
117	1567	2499	DONALD A. MAY	50 TX	4:19:46	9:55
118	1595	1926	WILLIAM D. COLANTROPO	51 TX	4:21:55	10:00
119	1612	2157	BILL WOLEN	52 TX	4:23:23	10:03
120	1615	208	GREG BOJURINS	52 AR	4:23:35	10:03
121	1627	1030	WALLACE N. HERPICH	51 TX	4:24:50	10:06
122	1628	1478	JAMES M. HOGGARD	50 TX	4:24:59	10:07
123	1648	142	JOHN E. NORTON	50 TX	4:26:42	10:11
124	1660	2867	JOHN SLOAN	50 TX	4:26:48	10:11
125	1654	2338	MICHAEL D. TAYLOR	50 OK	4:27:07	10:11
126	1659	1928	AGUEDO S. LEDESMA JR.	51 TX	4:27:59	10:13
127	1660	2540	MANUEL GARZA	52 MX	4:28:00	10:13
128	1699	321	MARIO LOPEZ-DOMINGUEZ	50 MX	4:31:48	10:22
129	1718	2963	DAVID FLUSCHKE	52 TX	4:33:29	10:26
130	1721	797	MACK W. SORRELLS	52 TX	4:33:42	10:26
131	1732	1050	TOM K. FORD	51 OK	4:34:44	10:29
132	1745	438	TRAVIS R. RHODES	50 TX	4:37:00	10:34
133	1758	448	LAWRENCE E. HALL	54 TX	4:38:45	10:38
134	1758	827	ED DUNCAN	51 TX	4:39:55	10:41
135	1854	2081	BOB WILSON	52 TX	4:40:13	10:41
136	1774	588	BOBBY L. LEWIS	50 OK	4:42:52	10:47
137	1784	2077	JAMES BONE	52 TX	4:45:00	10:52
138	1790	1381	JAMES W. STONE	51 TX	4:47:13	10:57
139	1792	774	MIKE A. LINDSEY	52 KS	4:47:21	10:58
140	1822	1183	BRUCE E. MARVIN	51 TX	4:50:09	11:04
141	1810	207	JOHN P. FREDRICKSON	53 TX	4:52:14	11:09
142	1815	101	WAYNE JOYCE	51 OK	4:52:55	11:10
143	1820	1685	WILLIAM L. JONES	54 CO	4:54:25	11:14
144	1824	1938	JERRY L. LOVEFACE	50 TX	4:54:53	11:15
145	1833	1368	ROY G. MARVIN JR.	53 TX	4:57:50	11:22
146	1856	1408	BILL BUTCHER	53 TX	5:02:27	11:32
147	1857	2183	KEN MUENZLER	50 TX	5:02:54	11:33
148	1869	286	ARTHUR W. COOTES	53 EG	5:05:04	11:38
149	1879	2625	ED TODD	53 TX	5:06:39	11:46
150	1910	855	RON WITCHER	50 TX	5:26:11	12:27
151	1932	1924	FRED B. BAPP	53 CO	5:47:13	13:15

Male Age Group 55-59

GRP POS	OVERALL MALE	RUNNER NO.	NAME	AGE STATE	FINISH TIME	PACE
1	130	1501	ROBERT F. FLETCHER	59 TX	3:00:35	8:53
2	427	2041	ROBERT E. HOLMBERG	58 NE	3:20:14	7:38
3	449	810	CECIL B. EARP	56 AR	3:21:08	7:40
4	484	2740	JORGE A. GOMEZ	55 MX	3:21:48	7:42
5	475	2251	ROBIN FRIEDEL	55 TX	3:22:27	7:43
6	506	1785	BILL R. TOY	56 TX	3:24:20	7:48
7	571	1119	GENE HILTINGER	59 TX	3:27:48	7:56
8	678					

Female Age Group 1-15

GRP	OVERALL	RUNNER	NAME	AGE	STATE	FINISH	PACE
POS	FEMALE	NO.				TIME	
1	317	13	CHRISTY HENSON	13	AR	4:29:07	10:16

Female Age Group 16-19

GRP	OVERALL	RUNNER	NAME	AGE	STATE	FINISH	PACE
POS	FEMALE	NO.				TIME	
1	423	1818	MARY-JAC WITHERSPOON	18	TX	5:47:51	13:16

Female Age Group 20-24

GRP	OVERALL	RUNNER	NAME	AGE	STATE	FINISH	PACE
POS	FEMALE	NO.				TIME	
1	3	20	THERESE M. SWANSTROM	24	TX	2:54:31	6:39
2	15	2118	LIESL D. ENGSTROM	24	TX	3:10:23	7:16
3	16	21	MAJUANA TORRES	20	MX	3:10:39	7:16
4	20	1184	DANA J. GOLDFARB	22	TX	3:13:05	7:22
5	45	1122	KELLY JO RUDE	23	TX	3:28:15	7:52
6	60	2982	WENDY SLAY	24	TX	3:29:23	7:59
7	52	1112	DANA L. YARBROUGH	24	TX	3:30:12	8:01
8	98	1192	JANA R. HOWARD	22	KS	3:35:23	8:13
9	71	514	MOLLY M. KAPALIN	24	TX	3:38:42	8:18
10	101	589	JULIE R. BARTA	22	KS	3:45:37	8:36
11	114	2011	PEGGY H. HOFFMAN	24	TX	3:48:53	8:44
12	119	1551	JENNY PHARR	23	TX	3:49:10	8:45
13	159	2555	PATTY DURBALA	24	TX	3:55:45	9:00
14	187	560	MARLEI WALTON	24	TX	3:57:22	9:03
15	170	1808	CRISTY L. CROWDER	21	TX	3:57:39	9:04
16	179	1894	ALLISON L. SPRUILL	23	TX	3:58:39	9:06
17	210	1638	LESLEI D. ERMEL	24	TX	4:05:52	9:23
18	211	818	MELISSA A. HURLA	21	KS	4:06:07	9:23
19	220	1994	SISSY HARPER	23	AR	4:08:59	9:30
20	231	2013	SHEILA Y. BERRIDGE	21	KS	4:10:43	9:34
21	241	1650	VICKI SINGLETON	24	TX	4:12:12	9:37
22	283	147	KIRSTEN R. KREBS	24	TX	4:17:19	9:49
23	274	867	KRISTIE R. MCBRIDE	20	LA	4:19:14	9:53
24	304	2211	RACHEL E. BOEHM	23	TX	4:26:41	10:10
25	314	2277	ANNA R. FERGUSON	24	TX	4:28:40	10:15
26	338	1848	SHELLY KIDD	20	KS	4:36:43	10:33
27	351	2982	JENNY KRALING	20	TX	4:42:22	10:46
28	361	2594	JULIE BERNARD	21	LA	4:48:46	11:01
29	370	2001	SARA J. MORSE	20	TX	4:55:55	11:17
30	418	915	STEPHANIE A. SCHULTZ	23	TX	5:31:43	12:39
31	420	856	MICHELE AREVALO	24	TX	5:34:36	12:46



Christy Henson reached the finish line in 4:29:07.



Liesl Engstrom of Dallas won the 1st place trophy in the 20-24 age group.

Female Age Group 25-29

GRP	OVERALL	RUNNER	NAME	AGE	STATE	FINISH	PACE
POS	FEMALE	NO.				TIME	
1	1	28	PEGGY MURPHY	29	OK	2:46:38	6:21
2	2	679	JACQUE A. STRUCKHOFF	26	OK	2:46:18	6:25
3	4	6	SUS DUQUETTE	27	MA	2:56:19	6:48
4	8	2680	LORI SCHAFER	29	TX	3:07:57	7:10
5	9	1970	KAREN A. PRATT	27	NY	3:08:04	7:10
6	24	1040	SHEILA NATHO	25	TX	3:16:30	7:30
7	29	2313	MUFFIN CAMPBELL	26	AR	3:20:39	7:39
8	38	1884	CHRIS O. WEIGS	28	TX	3:24:26	7:48
9	44	1571	JANIS R. KENT-JENKINS	28	TX	3:26:14	7:52
10	47	958	LINDY EVANS	27	TX	3:27:10	7:54
11	51	2057	COURTNEY A. HUNTER	25	TX	3:29:33	8:00
12	55	2364	DEBI TOMKOWITZ	29	TX	3:31:06	8:03
13	56	1063	MICHELE F. LAPLEUR	25	TX	3:31:06	8:03
14	57	2253	MARY E. LESSOR	29	TX	3:31:35	8:04
15	58	2850	LISA CLARK	28	TX	3:31:42	8:05
16	60	1480	LAURA ELIA	27	TX	3:31:51	8:05
17	68	2184	ERIN M. CARROLL	25	TX	3:35:48	8:14
18	69	2165	JOAN T. CARROLL	28	TX	3:35:48	8:14
19	75	781	FRANCES T. DESIDERIO	29	TX	3:37:13	8:17
20	76	2708	CINDY M. REEDER	28	TX	3:37:15	8:17
21	77	1959	LISA A. REED	29	OK	3:37:23	8:18
22	78	2042	CARLA SOTTOVIA	28	TX	3:37:55	8:19
23	82	8972	ALMA DARENSBURY	26	TX	3:39:21	8:22
24	91	2480	CAROLYN M. FRANKOWSKI	28	TX	3:42:10	8:29
25	85	2197	IRMA D. MARTINEL	26	TX	3:42:53	8:30
26	97	1581	DONNA M. CHISHOLM	28	TX	3:43:42	8:32
27	107	1885	AMANDA R. MCINTOSH	26	TX	3:47:14	8:40
28	111	2786	AMY L. REYNOLDS	25	MO	3:48:33	8:43
29	113	1359	JULIE CASTRODOLLE	25	NM	3:48:46	8:44
30	120	803	MARTHA A. HOWERTON	29	TX	3:49:14	8:45
31	125	321	MICHELE D. REED	27	TX	3:49:37	8:46
32	135	2851	ROBIN PROCTOR	28	TX	3:51:52	8:51
33	145	1387	FRANCINE KOPF	29	TX	3:54:01	8:56
34	149	2480	SALVE A. DURHAM	28	TX	3:54:58	8:58
35	154	1817	CHRISTINE M. SCHIFFELBEIN	25	TX	3:55:11	8:58
36	164	2806	DEBORAH K. HOMAN	29	CA	3:58:48	9:02
37	172	2054	LEE L. BASS	28	TX	3:57:44	9:04
38	173	2491	LISA LEONARD	28	TX	3:57:55	9:05
39	183	2871	LISA HETLEY	29	TX	3:58:09	9:09
40	185	2332	STEPHANIE J. DELKE	26	TX	3:59:58	9:09
41	194	970	LISA A. STEEN	26	CA	4:01:19	9:12
42	195	2863	LYNN JOHNSON	28	AR	4:01:54	9:14
43	205	1649	COLETTE SOTO	28	MO	4:04:20	9:19
44	207	971	LAURA A. STEEN-PATTERSON	29	TX	4:04:32	9:20
45	213	2438	STACY K. JARESH	25	TX	4:06:28	9:24
46	214	2786	CHERYL J. DUDA	27	TX	4:06:30	9:24
47	216	582	CINDY L. PASCOE	25	AR	4:07:10	9:26
48	219	1887	KATHY ERICKSON	28	TX	4:08:22	9:29
49	237	2278	CY BLACKBURN	28	TX	4:11:53	9:37
50	243	2945	ANN REMBERT	27	NM	4:12:44	9:38
51	246	2080	DARCI A. MARSH	28	TX	4:13:49	9:41
52	250	2171	PATRICIA E. SULLIVAN	28	TX	4:14:21	9:42
53	251	1627	SANDRA J. FULLER	27	TX	4:14:24	9:42
54	258	947	MARTY BRANCH	28	TX	4:16:03	9:48
55	282	1134	LEIGH KNOX	28	TX	4:17:05	9:48
56	287	997	LINDA C. LEE	28	TX	4:18:02	9:51
57	268	309	LORI A. STOUT	28	OK	4:18:03	9:51
58	272	1256	VERONICA L. DEL GIUDICE	26	TX	4:18:58	9:53
59	279	1421	DESIREE M. WISLEY	28	OK	4:20:28	9:58
60	281	709	SUSAN P. MORRIS	28	LA	4:20:49	9:57
61	282	927	HOLLIS STUCKERT	29	TX	4:21:48	9:59
62	283	2583	LISA S. JACKSON	28	TX	4:21:53	10:00
63	286	1590	JANE H. ANDERSON	28	TX	4:22:34	10:01
64	290	632	JULIE WASHNOCK	25	AR	4:24:01	10:04
65	294	1807	CAROL A. CHANDLER	29	TX	4:24:43	10:08
66	295	351	ERICA N. DENNIS	27	TX	4:24:44	10:06
67	315	2279	KIMBERLY KELLS	28	TX	4:28:40	10:15
68	325	2247	MARY TUCKER	29	MO	4:31:11	10:21
69	338	26	AMY KEY	26	TX	4:33:20	10:26
70	334	862	MARLA J. STUART	25	OK	4:34:45	10:29
71	335	1940	AMITY B. CARMICHAEL	26	PA	4:34:59	10:29
72	339	2814	NANETTE E. BALCH	28	TX	4:37:42	10:36
73	340	2787	KAY LYN BYRNE	28	TX	4:36:19	10:37
74	353	2220	JULIE K. BECKMAN	27	TX	4:46:52	11:01
75	385	2708	TAMMY L. ZIER	27	TX	4:51:02	11:05
76	373	1602	KATHLEEN L. BERRY	27	TX	4:57:49	11:22
77	375	978	STEPHANIE C. CHAPMAN	28	TX	4:58:06	11:22
78	385	1046	CELIA M. THIBODEAUX	28	LA	5:03:07	11:34
79	388	1125	HELEN B. JORDAN	27	TX	5:03:16	11:34
80	389	1047	AMY C. FARRIS	25	OK	5:03:38	11:35
81	395	1375	MARTY J. BRATCHER	27	TX	5:07:22	11:44
82	405	2601	KELI HOOLEY	27	TX	5:20:47	12:14
83	410	1465	PAMELA G. HOWARD	29	TX	5:24:53	12:24
84	424	2803	BRENDA S. NIGHTENGALE	28	TX	5:49:41	13:20



Lois Duquette of Somerville, MA, won 1st place in the 25-29 age group.



Veta L. Weir of Tulsa, OK, finished 3rd in the 30-34 age group.



Majuana Torres of Mexico City won 2nd place in the 20-24 age group.



Carrie Croan-Spruiell of Sanger, TX, placed 4th in the 30-34 age group.

Female Age Group 30-34

GRP POS	OVERALL FEMALE	RUNNER NO.	NAME	AGE STATE	FINISH TIME	PACE
1	5	30	JONI R. DOODSON	32 TX	3:04:20	7:02
2	6	1942	KATHY D. JONES	34 TX	3:05:06	7:04
3	10	50	YETA L. WEIR	33 OK	3:08:42	7:12
4	12	405	CARRIE J. CROAN-SPRIUELL	33 TX	3:09:42	7:14
5	17	895	LISA G. SHOUBEL	34 TX	3:11:01	7:17
6	18	2474	CHRISTINE E. LARSON	30 TX	3:11:18	7:18
7	19	2732	LINDA S. BLACKMAN	32 LA	3:12:12	7:20
8	21	1209	BETSY L. NEWMAN	32 NE	3:13:48	7:24
9	25	869	TAMMY M. HORNBUCKLE	33 TX	3:18:29	7:34
10	27	1588	PAMELA K. DAY	31 TX	3:20:29	7:39
11	34	1372	CAROLYN DIETERICH	30 TX	3:23:43	7:46
12	37	1053	CAROL L. MODER	34 OK	3:24:06	7:47
13	39	1907	JANET K. HUSE	34 AR	3:24:29	7:48
14	42	658	DEBBI G. OHM	34 OK	3:25:16	7:50
15	48	1213	ROSA M. VALVERDE	32 TX	3:28:40	7:58
16	53	2345	CHRISTIE A. RAMBEN	31 TX	3:30:20	8:01
17	54	2568	NANCY S. BROCK	33 TX	3:30:41	8:02
18	59	475	CATHERINE A. BURMS	32 TX	3:31:48	8:05
19	62	1314	LESLIE A. TUCKER	33 TX	3:33:38	8:09
20	65	1823	BARBARA J. FAULKNER	30 TX	3:35:22	8:13
21	79	1057	JULIE O'NEILL	33 TX	3:38:43	8:21
22	85	955	NANCY BATAFAN	34 TX	3:39:58	8:23
23	89	2689	MERCEDES BALDEAS	33 TX	3:41:20	8:27
24	99	809	CAROL A. CARPENTER	31 TX	3:44:50	8:35
25	103	2953	ELAINE WALKER	33 TX	3:46:06	8:38
26	116	1131	JAYNE W. ZOGG	31 TX	3:49:05	8:44
27	118	402	DEBI J. SASSMAN	33 IA	3:49:07	8:44
28	135	1050	MARISOLA LOPEZ	31 MX	3:52:00	8:51
29	137	1295	CINDY SKELTON	34 CO	3:52:09	8:51
29	137	1296	MARY K. HUCK	30 CO	3:52:09	8:51
31	139	1059	DIANNE REED	30 TX	3:52:11	8:51
32	140	243	BONNIE S. THOMAS	33 OK	3:52:22	8:52
33	143	2700	KATHLEEN J. HODGE	33 TX	3:53:46	8:55
34	146	596	JENNIFER L. MOULT	30 TX	3:54:14	8:56
35	147	770	JENNIFER K. LOUTZENHISER	30 CO	3:54:29	8:57
36	148	1438	CECILIA D. LAUFER	32 TX	3:54:38	8:57
37	157	1573	KATHY L. WELLS	34 TX	3:55:42	9:00
38	158	1525	JENNIFER L. FLNK	31 TX	3:55:43	9:00
39	188	868	CAROLYN CAMPBELL	31 TX	3:57:31	9:04
40	189	819	BETSY GARCIA	30 TX	3:57:36	9:04
41	177	135	JUDY EDWARDS	34 TX	3:58:20	9:06
42	181	136	FRANCINE A. LIVINGSTON	30 TX	3:59:38	9:08
43	182	2695	SUSAN JARVES	30 TX	3:59:41	9:08
44	184	1276	COLLEEN C. ROUDEBUSH	30 TX	3:59:48	9:08
45	186	2014	BARBARA G. SMITH	34 TX	4:00:26	9:10
46	187	559	CHER ANN SANDERSON	33 TX	4:00:32	9:11
47	196	2076	KAREN M. WILSON	33 TX	4:02:02	9:14
48	198	112	JUANITA MEMOZA	30 TX	4:02:27	9:15
49	200	299	TONI JOHNSON	31 TX	4:04:31	9:20
50	209	199	SHARON J. NALLY	31 CT	4:05:49	9:23
51	212	1197	TERESA L. GROSS	34 NE	4:06:13	9:24
52	215	2149	DAWN D. WILLIAMS	32 TX	4:08:39	9:25
53	217	1851	BEATRIZ AMEZCUA	31 MX	4:07:21	9:26
54	221	1861	LARISA BAKER	33 TX	4:09:13	9:30
55	222	476	LISA A. PIETSCH	31 TX	4:09:33	9:31
56	225	253	TINA E. HILL	30 TX	4:10:15	9:33
57	226	194	DEANA M. MORRIS	30 TX	4:10:26	9:33
58	227	1232	BETH H. REEVES	34 TX	4:10:27	9:33
59	229	1922	JO ANNE Y. SULLIVAN	32 TX	4:10:27	9:33
60	234	2252	POKEY ANN KLEBBA	31 TX	4:11:18	9:35
61	235	2812	MARY J. LOVE	31 LA	4:11:29	9:36
62	245	866	MARY ANN REDDOCH	33 LA	4:13:31	9:40
63	253	2150	TANIA R. RUSHING	31 TX	4:14:35	9:43
64	254	2846	SHARON J. DING	31 TX	4:14:42	9:43
65	256	1198	LUJANNE MALNORY	32 TX	4:15:03	9:44
66	268	1196	VIVIAN A. BOWMER	34 TX	4:17:30	9:49
67	269	330	PAM A. ARGUE	33 OK	4:18:04	9:51
68	276	160	LEE WANDEL	30 TX	4:19:59	9:55
69	277	2617	CATHY BOWMAN	34 TX	4:20:20	9:56
70	280	2825	REBECCA WORK	30 TX	4:20:41	9:57
71	288	1033	MARIE A. AVILA	34 TX	4:23:01	10:02
72	282	1299	CHRISTINE L. PHELPS	30 TX	4:24:19	10:05
73	297	899	PAM BETKER	33 TX	4:24:50	10:08
74	298	2590	CLAUDIA M. D'AMEARA	34 TX	4:25:11	10:07
75	302	2176	CATHY PARISH	32 AR	4:26:13	10:09
76	303	1148	RUTH E. VELA	30 TX	4:28:36	10:10
77	305	1451	GINNA GETTO	31 TX	4:28:54	10:11
79	311	1159	PATRICIA B. LEHTOLA	34 TX	4:27:51	10:13
79	312	173	DONETTA M. ROBBEN	34 KS	4:28:17	10:14
80	321	1275	BECKY L. HOPKINS	31 TX	4:30:46	10:20
81	320	721	CONNIE L. SALINAS	32 TX	4:30:47	10:20
82	324	2248	KATHERINE M. TUCKER	31 TX	4:31:11	10:21
83	339	541	TERESA A. LEGG	33 OH	4:34:43	10:29
84	341	173	SHARON BOLTON	33 OK	4:38:33	10:38
85	345	1039	LANE ROSSON	34 TX	4:40:40	10:42
86	348	1361	KATRINA I. STIGALL	32 TX	4:40:57	10:43
87	347	806	MELISSA JENNICHES-GALDWELL	32 TX	4:40:58	10:43
88	348	2172	DONNA JO ALLEN	33 TX	4:41:37	10:45
89	350	281	CYNTHIA B. DISETTA	33 TX	4:42:02	10:46
90	352	685	ELSIE G. TURNER	33 TX	4:42:27	10:47
91	358	2388	KATHY ACKER	33 TX	4:45:42	10:54
92	362	1138	SUSANNA M. FAY	33 OK	4:48:47	11:01
93	384	1273	LAURIE C. PITTMAN	31 TX	4:50:02	11:04
94	389	935	MARLENE SHAFFER	32 TX	4:55:34	11:17
95	371	1983	LORI L. FIELDS	34 TX	4:56:02	11:18
96	372	232	LINDY G. HODGES	33 OK	4:56:50	11:19
97	374	906	LISA A. GERTSCH	30 AR	4:57:54	11:22
98	378	1168	SHERRON M. PEYTON	34 TX	4:58:17	11:23
99	379	1233	PHYLLIS B. WITT	34 TX	4:59:53	11:26
100	380	2952	NINFA BRINES	33 TX	5:00:02	11:27
101	381	244	CATHERINE J. DEVINE	33 TX	5:00:14	11:27
102	388	1118	NANCY M. STUART	30 TX	5:03:12	11:34
103	383	1441	MELANIE P. SMITH	31 TX	5:06:54	11:42
104	384	312	PATRICIA A. PEAVY	30 TX	5:08:54	11:47
105	397	2821	SUZANNE M. WILLING	31 TX	5:08:42	11:47
106	401	731	JACKIE M. SNOW	34 TX	5:15:02	12:01
107	406	1095	ANGELA T. PEROVICH	30 TX	5:22:35	12:16
106	407	1260	DEBRA SUE SPILLMAN	32 TX	5:22:53	12:19
109	417	2095	DEB J. SILVIS	34 TX	5:31:25	12:39
110	425	212	CHRISTIE E. TROY	33 OK	5:31:22	12:34

Female Age Group 35-39

GRP POS	OVERALL FEMALE	RUNNER NO.	NAME	AGE STATE	FINISH TIME	PACE
1	7	1347	MARLA K. RUTTER	36 KS	3:07:20	7:09
2	11	19	LINDA ANGIUS	38 MI	3:08:48	7:12
3	13	35	LAURA J. DOWNEY	35 OK	3:09:44	7:14
4	14	2350	POLLY M. JONES	38 TX	3:10:02	7:15
5	22	926	CHERYL L. GILMORE	38 TX	3:14:29	7:25
6	23	36	JILL A. TOLLISON	38 TX	3:15:19	7:27
7	26	984	MICRODITH M. PATTERSON	38 TX	3:18:59	7:36
8	28	625	KATHLEEN A. JOHNSON	35 KS	3:20:30	7:39
9	35	1434	LAURA B. KEARNS	36 TX	3:23:50	7:47
10	41	1962	SUE G. BECKHAM	35 OK	3:25:05	7:49
11	43	77	KAREN S. AUSTIN	39 TX	3:25:51	7:51
12	64	520	LEA HODMAN	38 TX	3:35:17	8:13
13	67	1493	DANA K. TOWNSEND	35 KS	3:35:35	8:13
14	70	1409	MELISSA R. SCHUCHARD	38 TX	3:38:18	8:15
15	74	196	BETH WELLS	36 TX	3:38:57	8:17
16	84	1731	RHOWDA L. MICKELSON	37 CO	3:39:43	8:23
17	86	614	SNOMA J. WITT	37 TX	3:40:37	8:25
18	87	313	DEBYE I. YADDON	37 TX	3:40:49	8:25
19	88	1509	MARCY A. PALMERI	36 TX	3:40:51	8:26
20	90	2347	BRENDA K. RICHARDS	36 TX	3:41:45	8:28
21	93	1886	JACQUE R. BALDELLI	37 TX	3:42:46	8:30
22	96	2118	DEBORAH L. GRAYBILL	35 TX	3:43:07	8:31
23	96	161	LUANN M. WETZLER	35 NE	3:44:29	8:34
24	109	1835	LAURA GILES	38 MI	3:47:31	8:41
25	115	2320	PATRICIA ZAPATA ALVAREZ	35 MI	3:49:04	8:44
26	117	1078	LUSA L. GRHAM	36 TX	3:49:06	8:44
27	121	927	KAREN A. FLETCHER	37 TX	3:49:18	8:45
28	124	1475	JOY L. FREDERICK	37 TX	3:49:27	8:45
29	127	2290	GUADALUPE VELAZQUEZ	35 MI	3:50:18	8:47
30	129	2539	CHRISTI P. PLOTT	37 MO	3:50:27	8:47
31	130	2386	LINDA M. SANDERS	36 TX	3:50:36	8:46
32	132	1915	LINDA S. MCCUNE	38 OK	3:51:24	8:50
33	133	792	EDNA J. HOCKEY	35 TX	3:51:31	8:50
34	134	1592	BECKY E. MATTHEWS	36 TX	3:51:38	8:50
35	142	1884	CINDY M. WALLACE	39 TX	3:52:57	8:53
36	144	667	CAMILLA S. MEANS	37 OK	3:53:52	8:55
37	149	968	TERRY L. GADDY	37 TX	3:54:46	8:57
38	152	1332	ELIZABETH J. LOHRMAN	35 OK	3:54:58	8:58
39	153	1454	PAMELA JOHNSON	36 TX	3:55:01	8:58
40	160	1108	DELORES MARTIN	35 LA	3:58:14	9:01
41	161	407	BARBARA B. BLAIR	38 NM	3:58:18	9:01
42	171	2619	BETTY S. SADLER	37 OK	3:57:43	9:04
43	172	797	CAROL J. CLINE	37 AR	3:58:06	9:05
44	190	2459	CAROLYN A. POH	37 TX	4:00:37	9:11
45	191	2486	MICHELE M. MCDONALD	36 TX	4:01:03	9:12
46	208	723	CANDACE A. CADY	38 TX	4:05:09	9:21
47	218	823	BRENDA J. BUBBY	38 TX	4:07:34	9:27
48	222	932	LINDA R. SCOTT	38 TX	4:08:33	9:32
49	233	2424	DEBORAH J. RUIZ	38 TX	4:11:18	9:38
50	242	787	JULIE A. CLAEYS	38 TX	4:12:38	9:38
51	244	1104	LORI L. KENNY	39 TX	4:13:26	9:40
52	247	25	SARA B. WOODWARD	35 TX	4:13:47	9:41
53	257	2800	LINDA M. WINTERF	39 TX	4:15:59	9:46
54	264	858	L. DAWN BYRAM	37 OK	4:17:25	9:49
55	270	143	BARBARA K. SMITH	39 TX	4:18:05	9:51
56	271	1503	CHARLOTTE V. DAVIS	37 AR	4:18:49	9:52
57	273	886	DONNA J. SMITH	36 TX	4:18:54	9:53
58	275	1538	MELISSA L. BYERS	38 TX	4:19:33	9:54
59	278	543	EILEEN FORESMAN	37 TX	4:20:23	9:56
60	284	109	ELIZABETH S. MURPHY	36 LA	4:22:06	10:00
61	285	2055	NANCI T. SEGNER	36 TX	4:22:27	10:01
62	287	1719	KATHIE J. MENSE	36 TX	4:22:54	10:01
63	289	1015	BOOTHIE H. TERRELL	36 TX	4:23:50	10:04
64	291	1061	JEAN A. FRYE	35 LA	4:24:11	10:05
65	293	1147	JONETTE ANDERSON	37 TX		

Female Age Group 40-44

GRP POS	OVERALL FEMALE	RUNNER NO.	NAME	AGE STATE	FINISH TIME	PACE
1	30	1377	NORMA I. COUSIN	42 TX	3:21:17	7:41
2	31	720	MARCEE L. WEEKS-FUHR	40 KS	3:21:36	7:41
3	32	1489	CARLA A. BRANCH	40 AR	3:21:54	7:42
4	33	401	ELAINE NOLAN	44 AR	3:23:04	7:45
5	38	2813	MARISA QUINONES	42 LA	3:24:01	7:47
6	40	1842	YOKO KUMAKURA	42 MX	3:24:30	7:48
7	48	983	LINDA M. MUSIL	40 TX	3:29:21	7:59
8	61	1415	JANIS KERN	41 TX	3:32:24	8:08
9	63	2256	LOURDES AGUILAR	42 MX	3:34:55	8:12
10	72	252	ALICE E. SPOONTS	44 TX	3:38:47	8:16
11	81	115	TONIA MAULDIN	44 CA	3:39:11	8:22
12	92	2037	JODY SMITH	44 TX	3:42:33	8:29
13	94	451	SHARON A. MCCARRELL	42 TX	3:42:50	8:30
14	102	1291	KAREN R. ROBERTS	40 TX	3:45:51	8:37
15	104	1844	MARIA ESTELA VERDEJO	44 MX	3:46:20	8:38
16	105	2159	LINDA M. CHASTAIN	41 TX	3:46:24	8:38
17	106	1374	LINDA S. MURPHY	40 TX	3:46:26	8:38
18	100	2182	SUSAN E. LECLAIR	40 TX	3:47:24	8:41
19	122	808	KATHRYN M. RINGHAM	44 MN	3:49:20	8:45
20	126	817	KAY H. HOMER	40 TX	3:50:03	8:47
21	128	2699	GAYLE GRISSOM	42 OK	3:50:22	8:47
22	131	1356	DONNA K. SLEDGE BROWN	44 KS	3:51:12	8:49
23	185	711	JAY CROSS	40 TX	3:55:12	8:58
24	156	421	SHIRLEY ADAMS	42 TX	3:55:41	9:00
25	162	267	BETH M. LEWIS	40 TX	3:56:23	9:01
26	165	304	LYN HUNTLEY	44 TX	3:56:55	9:02
27	174	258	KATHY M. BROWN	44 OK	3:58:06	9:05
28	176	2973	VICTORIA KNIGHT	44 OK	3:58:17	9:05
29	178	2257	ANA ALMANZA	41 MX	3:58:38	9:06
30	188	1431	LINDA S. BESETT	44 OK	4:00:34	9:11
31	189	2400	PRISCILLA SMITH	42 TX	4:00:35	9:11
32	192	893	LYNDA A. SCHUPP	40 TX	4:01:14	9:12
33	183	238	GALLY A. WIDLETON	41 CO	4:01:18	9:12
34	189	2123	KATHY JO SPENCER	41 KS	4:02:34	9:15
35	200	808	JEANNIE GOFORTH	43 TX	4:02:47	9:16
36	202	1127	MARY C. EDLUND	44 TX	4:03:47	9:18
37	224	411	MARGO FERRY	40 TX	4:10:11	9:33
38	228	1422	JUDITH A. MCCARTHY	41 TX	4:10:33	9:35
39	232	960	CHERYL J. KRASKY	42 KS	4:10:47	9:34
40	238	964	BECKY S. GILBREATH	42 AR	4:11:41	9:36
41	238	482	BETSY A. PENNEY	44 AR	4:12:01	9:37
42	240	385	DONNA M. BURNETT	44 FL	4:12:09	9:37
43	249	333	CINDY M. TRUAX	41 AR	4:14:11	9:42
44	252	205	LAURA E. POTTS	41 OK	4:14:25	9:42
45	259	465	JOAN F. ULMER	42 AR	4:18:08	9:46
46	299	1798	SUE E. HALL	40 TX	4:25:42	10:08
47	301	1167	COLLEEN L. HAGEN	41 TX	4:25:58	10:09
48	308	443	JEROME PITZ	41 TX	4:27:33	10:12
49	309	1521	DIANNE ALFORD	44 TX	4:27:41	10:13
50	310	2443	VICKI L. CASON	41 TX	4:27:41	10:13
51	318	2369	JANET L. CHANDLER	42 TX	4:29:04	10:16
52	323	2173	CONNIE J. LEATHERMAN	41 TX	4:31:10	10:21
53	326	2276	MARY G. PALO	41 TX	4:31:31	10:21
54	342	1071	HORTENCIA GIBBS	41 MX	4:38:13	10:39
55	344	1554	CAROL A. PARKER	40 TX	4:40:19	10:42
56	355	952	JANIS YARBRO	44 TX	4:44:40	10:52
57	359	2423	TONI M. CLARK-CHAPMAN	44 TX	4:47:16	10:58
58	368	1985	MONICA B. MILLER	41 TX	4:52:41	11:10
59	377	1894	S. ANNETTE DAVIS	43 TX	4:58:27	11:25
60	367	1248	BLANCHE RIVERA	41 TX	5:03:13	11:34
61	390	1472	CARMEN GARCIA	44 KS	5:03:45	11:35
62	391	2580	TERRI L. CARON	41 TX	5:04:55	11:36
63	399	1176	LINDA P. TEMPLIN	42 TX	5:13:07	11:57
64	400	1773	LAURIE P. MCGEE	40 TX	5:13:08	11:57
65	412	445	MARCI NOVAK	40 TX	5:28:11	12:31
66	413	580	ELIZABETH T. JORDAN	44 TX	5:29:21	12:34
67	416	2751	DIANE EACHUS	41 TX	5:33:29	12:43

Female Age Group 50-54

GRP POS	OVERALL FEMALE	RUNNER NO.	NAME	AGE STATE	FINISH TIME	PACE
1	83	52	EMILY K. MCADAMS	52 TX	3:39:24	8:22
2	186	744	BETTY M. EDGLEY	50 OK	3:36:58	9:02
3	201	646	BRETCHEM M. WILKEN	51 MN	4:03:45	9:18
4	230	2680	MARY MILLER	52 WA	4:10:35	9:34
5	261	897	CAROLYN N. DAVIS	50 TX	4:16:25	9:47
6	306	125	PATSY BRAY	53 TX	4:27:05	10:11
7	318	949	SHERRY R. MORGAN	50 OK	4:29:48	10:18
8	338	1837	VIRGINIA R. FARMEMAN	54 OH	4:37:33	10:35
9	404	2311	ANN MOORE	50 AR	5:19:01	12:10
10	416	1286	MOLLY L. CHILDS	52 TX	5:31:20	12:38



Phyllis Wilson of Dallas finished 1st in the 45-49 age group.



Emily McAdams won her age group for the 2nd year running.

Female Age Group 55-59

GRP POS	OVERALL FEMALE	RUNNER NO.	NAME	AGE STATE	FINISH TIME	PACE
1	112	56	ERIKA KRUEGER	56 GR	3:48:37	8:43
2	246	59	MARY ANN COTTEN	59 TX	4:13:45	9:41
3	360	56	BETTY ROLAND	57 TX	4:47:48	10:53
4	421	482	R.N. REEDER	57 TX	5:35:45	12:48

Female Age Group 60-69

GRP POS	OVERALL FEMALE	RUNNER NO.	NAME	AGE STATE	FINISH TIME	PACE
1	255	62	JAN RICHARDS	64 TX	4:14:45	9:43
2	411	88	MARY C. VLAMIDES	62 TX	5:25:31	12:25



Erika Krueger of Waldbronne, Germany, won the 55-59 age group.



Mary Ann Cotten, 2nd place in 55-59 age group.

Female Age Group 45-49

GRP POS	OVERALL FEMALE	RUNNER NO.	NAME	AGE STATE	FINISH TIME	PACE
1	46	825	PHYLLIS C. WILSON	45 TX	3:28:20	7:52
2	79	228	MARGIE A. ROGERS	48 KS	3:36:55	8:17
3	80	426	KAY L. BATCHELOR	41 TX	3:38:57	8:21
4	100	2170	JOANIE HATCHER	48 TX	3:45:20	8:38
5	110	365	SANDY COLEMAN	46 TX	3:47:37	8:41
6	123	1641	AINE KELLY	45 IR	3:49:24	8:45
7	141	2198	MARY A. CRAIG	48 TX	3:52:27	8:52
8	150	1483	BONNIE J. ALLISON	48 OK	3:54:52	8:58
9	163	2965	SARAH HAYES	46 TX	3:56:47	9:02
10	180	1488	ANN G. SCHRADER	48 TX	3:59:25	9:08
11	197	2467	CINDY CHAPMAN	45 TX	4:02:23	9:15
12	203	1516	JUDY JACKSON	48 TX	4:03:47	9:18
13	204	2284	MARTHA GARCIA	46 MX	4:04:04	9:19
14	229	1457	ROBERTA E. BILLY	45 OK	4:12:09	9:37
15	290	2357	LINDA L. PATTERSON	49 TX	4:18:24	9:47
16	265	1093	BETTY P. PEVETO	48 TX	4:17:29	9:49
17	332	1346	SUSANNA F. DOMPIER	48 TX	4:34:40	10:29
18	353	1079	PAT A. BYBEE	48 KS	4:42:51	10:47
19	357	1698	OLGA S. SMITH	45 OK	4:45:53	10:54
20	378	1017	MARTHA L. TAYLOR	46 TX	4:59:46	11:26
21	398	2592	BILLIE HENSON	46 TX	5:12:37	11:58
22	408	1739	CAROLE J. HARRISON	47 TX	5:24:08	12:22
23	409	875	JEAN W. LUSK	46 TX	5:24:59	12:22
24	414	2213	NANCY J. COLE	49 TX	5:29:30	12:34
25	415	1825	CARDOLYN J. KEE	45 TX	5:30:14	12:38
26	426	1448	ALICE R. JACKSON-JORDAN	46 TX	6:02:43	13:50



Elaine Nolan, Eldorado, AZ, 3rd in 40-44 age group.



Jan Richards of Dallas, ultra-marathoner and consistent age-group winner, receives her 1st place trophy.



Betsy Garcia (l) of Austin and Cristy Crowder of Lucas finish a second apart at 3:57:38 and 3:57:39.



Uly Vlamides (l) kept his string of White Rock completions alive, finishing in 5:03:20. He is the only person to complete all 22 Dallas marathons. His granddaughter (r) ran the last 6 miles with him.



Suzanne Willing of Rowlett finished strongly and was obviously pleased with her 5:08:42 accomplishment.



Graphic designer Rex Peteet created the 1991 brochure, poster, T-shirt, and medal and is our first program designer to "Run The Rock." His time was 3:25:39.



Harry Cordellos of San Francisco ran The Rock with three sighted runners: Margaret Steenson (shown here), Jimmy Baerd from the start, and Ann Dannis to the finish. All were treated to Harry's "Rock Songs" along the way.



Kathy Wells, #1573, of Wichita Falls, TX, is congratulated by her cousins after completing her first marathon in 3:55:42.



Rio King of Dallas receives his medal in front of Dallas City Hall and gives "thumbs up" for his Boston qualifying 3:01:22.



Finishing together and qualifying for Boston with a 3:35:48 time, Erin Carroll (l) of Houston and Joan Carroll of Dallas raise their arms in triumph.

Award for Excellence Winners

Dr. Kenneth Cooper	1985
Dr. George Sheehan	1986
Dr. Robert Vaughan	1987
Francie Larrieu Smith	1988
Johnny Kelley	1989
Fred Lebow	1990
Kenny Moore	1991

The Dallas White Rock Marathon Award for Excellence is awarded annually to an individual who has demonstrated the positive effects of running on health and fitness through outstanding personal effort, determination, commitment, and courage. The candidate should be a runner who has made a major contribution to the sport of running, has had a major impact on the lifestyle of others, has overcome significant impairments or personal tragedy to run, has undergone a major lifestyle change through running, or has achieved outstanding performance in running.



Ken Young (l) trained for The Rock with his wife Karen Austin (r). His finish in the top 100 men and her finish in the top 50 women earned the couple a matched set of belt buckles. The walnut and turquoise buckle (above) is a new award this year for the White Rock Marathon.



- Ken Vines finishes his 6th "Rock."
- Mike Murphy runs as Santa Claus each year. Randy Davidson keeps pace.
- Carmen Cervantes finishes The Rock.
- George Eastes with his wife Mary, a volunteer during marathon activities.
- Debra Sue Spillman at the finish line.
- Bill Hammond of Richardson, TX, completes The Rock.
- Ken Ashley of Dallas is a happy finisher.
- First-place woman Peggy Murphy shares her success with her family at the awards banquet.
- The Tom Landry Sports Medicine and Research Center aid station: King Kong says "Don't stop now!"
- Anell Kern of Garland finished 8th in the 40-44 age group.
- Jim Sterling of Los Alamos, NM, won the 1991 White Rock Marathon.
- Kevin Navarro, of Desoto, TX, is a relieved finisher.
- Luis Penalzoa of San Mateo, MX, won 2nd place in the 40-44 age group.
- A wheelchair competitor in a strong finish.
- The start of the 1991 White Rock Marathon.
- Linda Anguis, 2nd place in the 35-39 age group, is an ecstatic finisher.
- Veta Weir, Jamie Ceruera, and Jeff Horton at White Rock Lake.
- Larry Worth of Highland Village, TX, wins men's 50-54 age group.
- Bragi Thor Sigurdson of Iceland finishes 6th in the men's 30-34 age group.
- Teresa Swanstrom of Grand Prairie, TX, 3rd place in women's division.
- Antonio Gregorio, of Dallas, TX, shows enthusiasm and determination at White Rock Lake.
- American Airlines aid station "welcomes home heroes" at the finish line.
- A group of runners keeping pace near the 13-mile mark.
- David Braje of Austin, TX, runs to chants of "Go Dave" from spectators along the course.

Award for Excellence

The Dallas White Rock Marathon Board of Trustees selected Kenny Moore, Olympic runner and writer, to receive the 1991 Award for Excellence, sponsored by the Staubach Company.

Kenny has not only left his mark on running history, but has continued to chronicle that history with his rich and entertaining sportswriting. While at the University of Oregon, he earned spots on two Olympic teams under the tutelage of Oregon's master track coach, Bill Bowerman. Kenny finished 14th in the 1968 Mexico City Olympic marathon, and finished fourth in Munich in 1972 behind his teammate and marathon winner, Frank Shorter.

In 1971, Kenny began writing for *Sports Illustrated* magazine. One of his first pieces was an article on the testing that he and other elite runners underwent at Dr. Kenneth Cooper's Aerobics Research Center in Dallas. Kenny was named Senior Writer for *Sports Illustrated* in 1980. That same year, he published a compilation of his running stories from the magazine entitled *Best Efforts*. He is currently on assignment gathering stories for the 1992 Olympics.

On assignment in Hawaii, Kenny Moore was unable to attend the award presentation. Following are his acceptance remarks, edited for publication.

We should all feel thankful that runners don't have to depend on some coaches' poll to tell us who's the best. Or that runners don't have to wiggle just right for a panel of battle-ax gymnastics judges just to get a decent score.

No, thank goodness, we runners race head-to-head. We have the clock to tell us who's best. We have the White Rock Marathon to tell us the score. My old coach, Bill Bowerman at Oregon, always put it like this: "If you have to have an election to tell who's best, then to hell with it."

So here I am. I've won an "election": the Dallas White Rock Marathon Award for Excellence. But I'm not about to say to hell with this election, because you've honored me not only for my running, but for my writing that has served our sport of running. Running, and writing about running, are two different things altogether.

Running a race is competitive, even if you're simply competing with yourself. Writing is not. Writing is an attempt to send your messages to other people—to share experiences. Writing is like wrapping pieces of saltwater taffy in waxed paper and mailing them to friends in the hope that, when they are unwrapped, all the tastes, sounds, and



experiences of your day at the carnival will come alive in their minds. If they do, you have written well. To be of any use as a writer, your messages have to be unwrapped, tasted, and savored by your readers. If you want your message to taste like taffy, you must be very precise with your taffy-making before you send it off to friends.

When you run a race, you know at once whether you have done well or badly. But when you write about running, sending out your messages, you wait and worry how they'll be received. Judging from a few letters to *Sports Illustrated*, there have been times when I have meant to send out taffy, but people have tasted smoked salmon or green chilies or chewing tobacco.

"Taste" in writing is not as simple to judge as running is.

That's why, in writing, we have to have "elections" to let writers know when their messages have made it through. Winning your Award for Excellence, therefore, is more than simply gratifying to me. This is a confirmation of my work, and that keeps a guy going.

The previous winners of the Dallas White Rock Marathon Award for Excellence, whether runners, coaches, directors, authors, or doctors, have been instrumental in creating a great sea of change in American habits and values. Your previous honorees have given us the concept of aerobic training and the spectacle of the New York Marathon. They have given us a philosophy of fitness, and they are superb embodiments of peak physical conditioning and human performance. Before we knew them, running had to call to us from our genes or from our childhoods; our culture did not encourage us. But these people did. Your Award winners have shown us how to be stronger, more enduring people. As a sportswriter, I've always felt fortunate to be able to celebrate their importance, and to send the message of their achievements to a wide audience.

Now, with your Award, you've told me that my message got through. My thousands of pieces of taffy have tasted good, and they have made a difference.

Thank You

Sponsors

American Airlines
ARA Services
MassMutual
Texas Instruments
Tom Landry Sports Medicine and
Research Center

Official Broadcaster

KVIL Radio

Patrons

The Staubach Company
Greyhound Lines, Inc.
Sibley/Peteet Design, Inc.
EXCEED

Associates

Aerobics Center
Cross Country Club of Dallas

Communities

The City of Dallas Park and
Recreation Dept.
The Township of Highland Park

Race Administration

Race Headquarters—Luke's
Headquarters Hotel—Southland
Center Hotel
Finish Line and Results—
Texins Striders

Race Direction

Race Director—Bob Hancock
Associate Director—Billy Martin
Administrative Assistant—
Vern Yeager
Volunteer Coordinators—
Bob and Marilyn Clemens
Finish Line—Bob Gibbons
Medallion Distribution—
American Airlines

Medical

Director—Gary B. Elliott, MD
Asst. Director—Peggy Tibbits, RN
Medical Supplies—Baylor University
Medical Center
Physicians—Susan Smith, MD
Orthopedic Surgeon—
Robert Chapman, MD
Podiatrists—Bill Valentine, MD
Bus Nurses—Jana Moree, RN
Massage Therapists—Lou Castleman
and American Massage Therapists
Association
Asten Center of Natural Therapeutics
Mobile Training Room—
Larry Gardner, PT, ATC

Walkers—Dan Ellinor
Sag Wagon—Dick Taylor
Medical Signs—Physicians Financial
Services

Special Activities

Chuck Rohre, Jack Edgar, Judy
Martin, M.A. Hancock, Mary
Eastes, Scott Pohl, Bob Kidd, Chuck
Barrineau, The Boy Scouts Troop 508,
Phyllis Wilson, Maria Johnston,
Gary Dillon
Facilities—Greg Burns
Course Media—Dale Hager
Coning—David Wilson
Communications—Claude Head and
The Dallas Amateur Radio Club
Metrocel Cellular Telephone Co.
Split Timers—Rollie Stevens
Lead Bicyclist—Brent Frerck
Course Monitors—Casey Chandler
Aid Stations—Bill Maynard
Start—George Eastes

Aid Stations

TNG—Jean Millet
Luke's—Libby Nady
MassMutual—Jo Anne Fougerousse
and Gary Mayes
Alexander & Alexander—Edwin
Smith
Texas Instruments/ARA—Durwood
Heinrich
JC Penney—Bill Faitt
First Gibraltar—Brad Lewis
Mobil—Kevin Hellman
Abbott Labs—Sandy York
Aerobics Activity Center—Chris Scott
White Rock Athletic Club—Bob Finley
E-Systems—Lupe Ramos
Tom Landry Sports Medicine and
Research Center—Marsha Green
American Airlines—Jane Deeken,
Anne Byers

Pasta Dinner

Master of Ceremonies—Terry King
Speaker—Dr. Robert Vaughn
Style Show—Sharon and Don Lucas,
Luke's

Sports Expo

Directors—Don Lucas and Charles
Sterling

Printing Services

Muñoz Printing
Heritage Press—Poster
Silver Wing Productions—T-shirts

Communications

Creative Promotional Materials—
Sibley/Peteet Design, Inc. (Training
T-Shirt, Brochure, Bumper Sticker,
Medal, T-Shirts, Commemorative
Poster Design)
Marathon Program—Kirby Warnock,
Sports Pulse
Results Book—
Concept and Coordination—
Mary Kennard
Assistant—Kathleen Vines
Photographers— Carolyn Banks,
Richard Browne, Jeanne Cullers,
Ansel Goldgar, Earl Kennard, Mary
Kennard, Mac McNorton, Dennise
Richardson, Milton Rudick
Film and Photo Process Funding—
Cross Country Club of Dallas
Production— TI CRL Pubs/Graphic
Services: Carolyn Banks, Tim Minor,
Brett Geddes, Larry Norton, Sheila
Pickron, Mary Reagan

Awards Banquet

ARA Services—Cheri Adams,
Steve Crichton, Karen Wittig,
Tim Lockhart, Alice Svetlik,
Rob Schwartz

Food Service Contributors

American Produce
Ben E. Keith
Bud's Salads
Dr Pepper Company
Poulsen Food Service
Sparkletts Drinking Water
White Swan

Special Contributors

Adelstein & Co.—Irving Adelstein
Thruston Sound—James Thruston
Race Data—Amy Blum
Sports Photo—Marty Evenson
American Massage Therapists
Association
Steakley Leasing, Inc.
Tom Hair Marketing Design

SPECIAL THANKS
TO ALL THE VOLUNTEERS
WHO HELPED ENSURE THE
SUCCESS OF THE
1991 DALLAS WHITE ROCK
MARATHON



YEARS
OF HARD WORK.
A MOMENT
OF GLORY.

There is no such thing as an easy victory.

Every win is the result of years of hard work, years of dedication. And the sweetest success is hardest won. At American Airlines, we've seen how far that kind of dedication can go. It's the force that drives our on-time flights. Our efficient baggage handling. Our meticulous maintenance service. And the force that keeps us setting the industry's highest standards. Flight after flight, year after year.

It means pushing ourselves a little farther every day. But no one said winning would be easy. The best just make it look that way.

American Airlines[®]
Something special in the air.[®]



AMERICAN AIRLINES
ARA SERVICES
MASSMUTUAL
TEXAS INSTRUMENTS
TOM LANDRY SPORTS MEDICINE
AND RESEARCH CENTER