

THIS IS IT. THE ROCK. MY MARATHON.



DALLAS WHITE ROCK MARATHON 1993

Sports Injuries Come In All Shapes And Sizes.



Now, There's Advanced Treatment To Fit.

A sports-related injury, whether caused by weekend jogging or in competitive team-sport participation, requires specialized medical treatment. The treatment goal is not just recovery, but the ability to play and enjoy the sport again at 100% effectiveness.

For this reason, Sports Medicine Services at the Tom Landry Sports Medicine and Research Center were created. Located adjacent to the campus of Baylor University Medical Center, the Center offers services that are designed to diagnose, treat and help prevent sports-related injuries.

The physicians, trainers and physical therapists at the Landry Center have years of experience in the specialized treatment of sports-related injuries, working with such organizations as the Dallas Cowboys, the Miami Dolphins, the Dallas Mavericks and the Dallas Sidekicks.

The Tom Landry Sports Medicine and Research Center has much to offer team physicians, coaches, players and recreational athletes. Whether recovering from an injury, planning a strength-conditioning program or looking to enhance team performance, Sports Medicine Services should be an important part of your sports program. For more information or to schedule a tour of the Landry Center facilities, call

1-800-4BAYLOR.
(1-800-422-9567)



**TOM LANDRY SPORTS MEDICINE
& RESEARCH CENTER**

An Affiliate of the Baylor Health Care System

411 North Washington, Dallas, Texas, 75246

Throughout its history, "The Rock" has been consistently named one of America's favorite marathons by both runners and the news media. In the year of NAFTA, the 24th running of the Dallas White Rock Marathon proved that our race is also a leader in international relations—our two overall winners were from Mexico, and our masters winners hailed from Canada and the U.S. 1993 marked the beginning of our new interchange program with the Mexico City Marathon, and our winner, Victor De Jesus, was a participant in that program.

This year, Marathon events expanded to fill the entire weekend. Our "Rock Around Downtown 5K" moved to Saturday morning, serving as an ideal warm-up jog for marathoners and a great fun run for the whole family. Dallas Mayor Steve Bartlett's "CEO/Celebrity Challenge" race attracted more bigwigs than ever, and the nationally televised Adolphus/Children's Christmas

Parade and the Marathon's Sports Expo capped Saturday's events.

Sunday belonged to the marathoners. We had ideal weather conditions for one of the largest—and fastest—fields in our history. Once again, more than 1,600 volunteers

"Throughout its history, The Rock has been consistently named one of America's favorite marathons by both runners and the news media."

and 14 flamboyant, enthusiastic aid stations catered to our VIPs—each and every one of the 3,361 runners in the field. Texas Instruments' new TIRIS electronic timing system made its North American debut by providing virtually instant results for every

finisher, and our record prize money purse was shared by the top 22 runners.

Next year, The Rock will celebrate its silver anniversary. Our sponsors, American Airlines, ARA Services, MassMutual, Texas Instruments, and the Tom Landry Sports Medicine & Research Center, promise it'll be a celebration you'll never forget. On a personal note, I'll be stepping up to new responsibilities after seven years as Race Director, helping to guide The Rock into becoming one of America's Top Five Marathons by the end of the decade. I'll also get to run the race itself, a pleasure I've sorely missed.

So I'll see you at the starting line on December 4, 1994. I'll be the guy in the back of the pack, wearing an old "Rock" T-shirt and a great big smile.


Bob Hancock

Director of Race Events



All Board of Trustee Members wish to thank you for participating in the 1993 Dallas Marathon. (Back row from left) Blake McKinney, Donald Key, Rio King, Ken Vines, George Eastes, Bob Hancock, Joe Zimmerman, (center row from left) David Evans, Irving Adelstein, Karen Austin, Steve Shopoff, Jim Ring, Cipriano Munoz, Bill Williams, (front row from left) Jeanne Cullers, Emily McAdams, Amy Blum, Mary Kennard. Not shown: John Amend, Tav Campbell, Jane Deeken, Gary Elliott, Don Lucas, Dodd Miller, Charles Sterling, Vern Yeager.

DALLAS WHITE ROCK MARATHON



We're Celebrating A Life Of Experience.

We're celebrating 140 years of offering guidance to people and businesses. If you have insurance and financial management needs, come join the party at **The Dallas Agency**, Michael Q. McAdams, CLU, General Agent, 5080 Spectrum Dr., Suite 702E, Dallas, TX 75248. (214) 458-9907.



MassMutual[®]

We help you keep your promises.[®]

My first contact with Dr. George Sheehan in the mid-1970s was somewhat confrontational. With the release of my first three books, I emphasized using exercise in the practice of preventive, diagnostic and rehabilitative medicine. In order to do that, it was necessary to be able to prescribe exercise as you would a powerful medication. Previously, we had developed the Aerobics Point System and used that as the basis of the exercise prescription. George criticized my approach in both his lectures and his columns. He thought I was destroying the value of exercise since his approach had always been one of a philosophical nature.

Eventually, we shared our first platform at a meeting in Buffalo, New York, sponsored by Blue Cross/Blue Shield. Since I preceded him on the program, he had a chance to hear some of our data. Then, when he took the platform, he said, "I guess you would call Cooper the straight man and now I am the comic relief." That first meeting resulted in many years of friendship that developed to the point that in 1983, he became a patient at the Cooper Clinic.

It was in conjunction with that first examination (at which time he set an age group record on the treadmill stress test) that the enlarged prostate was discovered. Shortly thereafter, it was biopsied and the results came back as normal. George was elated, as was I, and 14 months later, we were again sharing the platform in Aspen, Colorado. I had dinner that night with George and I asked if he had had the prostate re-biopsied. He said, "No, it was benign." "George," I said, "I have had at least a dozen cases where the first biopsy was normal and the second showed malignancy. Get it re-biopsied!"

Shortly thereafter, it was re-biopsied. Unfortunately, it was malignant and already had spread to the bones and the pelvis. At that stage, he was not a candidate for surgery or radiation and his only option was to use hormones. In fact, he was unable to obtain the hormones necessary to control the malignancy in this country and had to go to Canada to obtain them.

Following the diagnosis of his prostate malignancy, George and I started a regular correspondence. I tried to encourage him as the cancer spread, and on many occasions tried to keep him motivated and optimistic about his future. Ordinarily, when a cancer spreads to the bones, to survive for even five years is very rare. To believe that George could last 10 years with a metastatic cancer is a testimonial to his determination and probably was affected by his good




Photo: Angelo Castano/Podiatry Stock Images

George Sheehan, Award for Excellence Laureate and longtime friend of the Marathon.

exercise program. He was still running some six months prior to his death.

My final letter to George was dated October 15, 1993. Again, I expressed my concern for his health and tried to "cheer him up." Shortly thereafter, I departed for a lecture circuit. After being out of the office for five days, I was going through my mail on Sunday afternoon, October 31, 1993. In the mail was a hand-written note from George Sheehan that stated: "Dear Ken, you always seem to know when I need help the most." It was signed—Your friend, George Sheehan. It was the next day at 11 o'clock in the morning that he passed away.

I have very fond memories of George Sheehan and I miss him terribly. The whole exercise community, particularly runners, has been affected by his loss. He was the guru of runners, always practiced what he preached, and never failed to give his best, whether it was speaking, writing or running. In many ways, I have tried to model my life after George Sheehan but have found myself deficient in many areas. Not only was George an example of what all runners should strive for, but he had a wonderful talent for writing and speaking. He never strayed from his course and to his death emphasized the importance of running as a means of finding the athlete within you. I will continue to enjoy his books and will reminisce our relationship over the years by re-reading many of his outstanding columns. The running world has lost their spokesman and people everywhere have lost a great contributor to their health and well-being.

Kenneth H. Cooper is founder and president of the Cooper Aerobics Center in Dallas.

1993 Aid Stations		
Key #	Mile	Sponsor
1	3	Tom Landry Center <i>Tom Landry Center</i>
2	4	Luke's <i>No Whar but Texas</i>
3	6	MassMutual <i>Christmas in Mexico</i>
4	8	Cooper Fitness Center <i>Cooper Fitness Center</i>
5	10	Texas Instruments/ARA <i>Christmas in Toyland</i>
6	13	JCPenney <i>"Gas Station" - Full Service</i>
7	15	Enserch <i>The Beverly Hillbillies</i>
8	17	Mobil <i>Mobil Pit Stop and Donut Shop</i>
9	19	Abbott Labs <i>Servin' Up Relief</i>
10	20	Galloway Training Program <i>The Wall Busters</i>
11	21	Convex Computer <i>Convex Comedy Club</i>
12	23	E-Systems <i>Endangered Species</i>
13	25	Party Hogs <i>Party Hogs</i>
14	26	American Airlines <i>American Airlines</i>



Seemingly invincible, TI/ARA aid station is the 1993 runners choice in the Corporate A division. Cups with straws made them famous and continue to bring them raves.



MassMutual is back on top in the Corporate B division with the popular theme of Christmas in Mexico. Live music and little Mexican flags were fun.

Boston Marathon Qualifying Standards		
Age	Men	Women
18-34	3:10	3:40
35-39	3:15	3:45
40-44	3:20	3:50
45-49	3:25	3:55
50-54	3:30	4:00
55-59	3:35	4:05
60-64	3:40	4:10
65-69	3:45	4:15
70+	3:50	4:20
Wheelchair Athletes		
Class	Men	Women
1 (Quad Class)	3:00	3:10
2-5	2:10	2:35



Luke's is on a popularity roll, winning the Non Corporate division again this year. Their enthusiasm and the Dancing Cowgirl gave No Whar but Texas a big win.

The Dallas White Rock Marathon course starts and ends at Dallas City Hall. After passing through some of the old and new areas of downtown, the course proceeds up Turtle Creek Boulevard and through the Township of Highland Park. It then

goes out Mockingbird Lane for the traditional loop around White Rock Lake, returning to City Hall through the scenic Lakewood area and historical Swiss Avenue. Fourteen fully staffed and equipped aid stations are spread at approximately two-mile intervals to

cheer the runners on.

The 1992 Dallas White Rock Marathon was certified by The Athletics Congress (USAT&F certified TX93080ETM), and is a qualifying event for the Boston Marathon.



Eager to compete, front runners burst forth before settling into their marathon pace.



To your mark. Marathon Race Director George Eastes (left) coordinates activities as Dallas Police Chief Ben Click gives wheelchairs and runners the official start command.



Wheelchairs get a head start. Not that they need it with their speed.

Race Day Weather Conditions

Time	Temperature	Wind Direction	Wind Speed	Relative Humidity	Sky Cover
7:00 am	45	South	7	68%	Clear
8:00 am	45	South	8	70%	Mostly Cloudy
9:00 am	48	South	8	47%	Mostly Cloudy
10:00 am	56	South	8	49%	Mostly Cloudy
11:00 am	64	Southwest	13	29%	Mostly Cloudy
12:00 pm	65	Southwest	8	30%	Mostly Cloudy
1:00 pm	68	Northwest	9	24%	Partly Cloudy
2:00 pm	68	Northwest	9	25%	Partly Cloudy

DALLAS WHITE ROCK MARATHON

A train carrying about 3,000 runners left City Hall Plaza on the overcast morning of December 5 with the intent of covering a 26.2-mile loop in the 24th Dallas White Rock Marathon.

As it snaked through Highland Park and around White Rock Lake, two spirited Mexican runners broke away from the remaining passengers at the 17-mile stop, near Winfrey Point, and the race back to City Hall was on.

The others frantically chased, but the Mexican tandem ran in rhythm like the runaway train it had become. No one was going to catch this train.

And no one was going to catch Victor De Jesus. The 28-year-old De Jesus sprinted away from countryman Samuel Lopez at 26 miles, opened a 30-yard lead by the final turn onto Marilla Street and crossed the finish line at City Hall Plaza in 2 hours, 17 minutes, 23 seconds.

De Jesus, of Mexico City, stunned Lopez with his nine-second victory margin and a seven-minute improvement on his personal best.

"I never thought I could win the race until 26 miles," said De Jesus through masters runner William Cortes, who translated for the Mexicans. "But when I made my move, I knew he wasn't going to catch me."

Christian Bloor, a transplanted Englishman who ran track at SMU and Stephen F. Austin University, finished third in 2:21:01. Moises Requena of Mexico was fourth in 2:21:32. San Antonio's Robert Yara was fifth in 2:22:58.

De Jesus, who earned \$5,000 for first place, hammered the final half marathon in 1:07:53, the last nine miles in 45:59 and



To Victor go the glory of breaking the tape and the rewards of being #1 earned in that final breakaway at mile 26.

the last four in 20:01. He and Lopez are the first runners to break 2:20 at White Rock since Andres Espinosa ran 2:16:19 in 1989. De Jesus' winning time is the third fastest

"My body felt like it was going to go, and I gave everything I had to stay in there..."

time on the existing course.

De Jesus earned a trip to Dallas through an exchange program between White Rock and the Mexico City Marathon, in which he finished 21st in 2:24:24 in the 8,000-foot-high race last August.

De Jesus is coached by world-class trainer Rodolpho Gomez and prepared for White Rock by running almost 20 miles a day in the mountains, near where he is based in the Mexican Army. He tucked into the large lead pack that allowed no one an early breakaway.

Africans Agapius Masong and Sam Rotich tried to break after a 32:13 at six miles, where they caught Yara and surged up the hill on Mockingbird Lane. Rotich, the former UTEP runner who lives in Albuquerque, dumped Ft. Worth's Masong

after a 1:03:33 on the West side of White Rock Lake at 12 miles and had 25 seconds on the nine-man chase group. Rotich was 22 seconds ahead through the half, in 1:09:18, but he was swallowed by the pack near 14 miles. The pace slowed to 5:30 per mile on the windy east side of White Rock. But Lopez went to the lead at Winfrey Point and only De Jesus could keep pace.

"They looked very strong," said Bloor, 28, of St. Petersburg, Fla. "It was a convincing move, but I thought they might pay for it later."

They didn't. A 5:07 18th mile was followed by a 5:10. Lopez and De Jesus upped it to 5:00 on the downhill 20th mile in back of the spillway. They hammered mile 21 in Lakewood, the most hilly and feared part of the course, in 5:20. The two Mexicans looked back simultaneously, but they would have needed binoculars to spot another competitor.

The pace took its toll on those the fleet-footed Mexicans left behind. Yara suffered a nose bleed at nine miles. Joe Torres, manager of the Dallas-based Team Aztecas running club, handed him some tissue to stuff in his nose.

Masong was walking back to the 20-mile mark to find a bus that would take him to the finish line. Brian Mega of Watauga spotted him in his truck.

"He said he felt kind of dizzy," Mega said. "I just happened to be there, and I told him I'd give him a ride back."

Andres Valencia of Mexico held on to third place until the 23rd mile. But then he ran out of fuel and started walking.

"I was starving," he said.

A spectator offered him part of his



Victor De Jesus (left) and Samuel Lopez (right) surged at mile 17 to break away from the pack. Shown here at mile 24, the mental and physical struggle of the race shows on their faces.



Winners are still in the pack at mile 16. Christian Bloor (Bib # 7) will finish 3rd in 2:21:01.

Snickers bar, and Valencia would make it to the finish line in 2:29:36 for 14th place.

De Jesus and Lopez widened their lead even more with a 5:14 through the 22nd mile. That was followed by 5:00, 5:01 and 5:01 down Swiss Avenue. Not even a 5:01 25th mile down Commerce Street in Deep Ellum could shake De Jesus.

"I was surprised he could stay with me," Lopez said. "I have beaten him many, many times in Mexico City."

Lopez, who has a 2:15 best, finished third in the Mexico City Marathon in 2:17:23 and third in a marathon in Puerto Rico the weekend before White Rock in 2:17:37. Those credentials could not shake De Jesus, but the pace almost did.

"My body felt like it was going to go, and I gave everything I had to stay in there," he said.

De Jesus' effort was well rewarded, as he had just enough on reserve to pull him to victory. His first trip north of the border never will be forgotten.

Neither will Sonia Betancourt's first marathon. Betancourt, also of Mexico City, overtook Maria Trujillo after 20 miles and won the women's race in 2:39:23. She also won \$5,000. Trujillo, 34, of Salinas, Calif., finished second in 2:41:16. Roxi Erickson, 31, of Omaha, Neb., was third in 2:42:15.

Betancourt has a 10,000-meter track best of 33:06, but her effort at White Rock might turn her into a marathoner. She plans to run the Boston Marathon in April, and then get ready for a shot at the Atlanta Olympics.

Her shot at winning White Rock did not come until after 20 miles. At that point, Betancourt was only third. Leading the way was Trujillo, a marathon veteran with a per-



For Sonia Betancourt, of Mexico City, her first Marathon brought her \$5,000, the top prize in Dallas, presented by Bob Hancock, Director of Race Events. We wish her well at Boston in April.

sonal best of 2:28:53. Trujillo represented Mexico in the 1984 Olympic Games and finished 25th in the marathon. She received her U.S. citizenship in February 1992 and competed in the women's U.S. Olympic Marathon Trials, which she led most of the first half before fading to

"With 10K to go, there were two people ahead of me... I decided to go forward."

seventh. A broken ankle earlier in the year slowed Trujillo, but she finished second in San Francisco in 2:44:03.

Behind Trujillo was Erickson, perhaps the most improved of any runner in the race. She only started running competitively one year before White Rock, and finished third in 2:42:15. She won the Omaha Marathon a month before in 2:43:48, a far cry from her first marathon.

"I ran 3:30 and was ecstatic," she said. "This is all so new to me, and I don't know what to make of it."

Erickson, whose younger sister has run 2:38, said she never runs more than 60 miles a week and the farthest she has run in training is 16 miles.

At 20 miles at White Rock, Betancourt was not considering who those two runners were, but how to get by them.

"With 10 kilometers to go, there were two people ahead of me," she said. "Then I decided to go forward."

That decision carried her to victory and

to a perfect day for the Mexican runners. The flags of Mexico once again were flying high.

"The fact that the three runners—the top two men and me—are from Mexico," she said, "gives a lot of good feeling to the Mexican people to know they can come over here and win the races."

It's a feeling that will be savored on long train rides to and from future stops on their promising careers.

Diane Palmason was far from her first marathon. She used her experience to win and to encourage others.

In the audience at the panel discussion at the White Rock Expo the night before the race, Palmason, 55, of Englewood, Colo., scolded another audience member who feared she could not run fast times past age 50.

"That's nonsense," Palmason told the woman. "I didn't start running until I was over 40, and I still can run pretty fast."

Palmason, a native of Ottawa, Canada, proved it by beating women 15 years younger than her to win the masters title. Her 3:14:26 placed her 21st overall and established a new Canadian age 50 and over record. Barbara Beeman of Oklahoma City was second in 3:16:42, and Phyllis Wilson of Dallas was third in 3:24:46.

Clent Mericle of Corpus Christi is new at the masters game. His first marathon since turning 40 turned into his first masters marathon victory. He finished in 2:35:34 and was 4:21 ahead of Dennis Kollai of Brooklyn, Ohio. Tom Dixon of Portland, Ore., was third in 2:46:56.

Mustapha Badid of Austin dominated the wheelchair division in 1:46:37.



Maria Trujillo of Salinas, California, lost 1st place to Sonia Betancourt at mile 20 but held on for 2nd with a 2:41:16.



Roxi rocks at The Rock. Roxi Erickson of Omaha, Nebraska, finished 3rd in 2:42:15.

DALLAS WHITE ROCK MARATHON

THE CROSS COUNTRY CLUB OF DALLAS



Congratulates all 2801 Marathon finishers and welcomes the 1993 Dallas White Rock Marathon male and female winners into the Hall of Fame. Mylar blankets were provided to all finishers courtesy of the Cross Country Club of Dallas.



HALL OF FAME

1971

Rick Richardson—2:38:09
Annabelle Corboy—4:12:25

1972

Paul Hoffman—2:23:18
Terry Stransky—3:49:29

1973

Wayne Comer—2:37:45
Patti Price—4:27:45

1974

Terry Ziegler—2:19:18
Kathy Loper—3:13:48

1975

Terry Ziegler—2:26:07
Kathy Loper—3:00:54

2/1976

Don Kennedy—2:25:59
Dorothy Doolittle—2:53:43

12/1976

Jeff Wells—2:15:11
Jean Ohly—3:07:26

1977

John Lodwick—2:16:43
Marianne Pugh—2:56:55

1978

Tom Marino—2:18:55
Karen Bridges—2:48:36

1979

Kyle Heffner—2:14:30
Toni Bernard—2:47:31

1980

Robert Wallace—2:15:19
Martha Sartain—2:41:14

1981

David Miley—2:16:13
Julie Brown—2:33:39

1982

John Lodwick—2:12:18
Carol Urish—2:47:21

1983

Kyle Heffner—2:13:48
Sue Moen—2:49:54

1984

Bruce McKay—2:20:20
Karen Miller—2:58:04

1985

Ed Swiatocha—2:17:42
Carol Beck—2:49:42

1986

Ed Swiatocha—2:22:40
Hope Fullwood—2:55:37

1987

Mike Moloto—2:22:42
Charlene Soby—2:55:45

1988

Andres Espinosa—2:16:13
Martha Ashley—2:46:30

1989

Andres Espinosa—2:16:19
Lisa Presedo—2:41:47

1990

Jose Peña—2:24:52
Jenni L. Peters—2:48:04

1991

Jim Sterling—2:25:53
Peggy Murphy—2:46:38

1992

J. P. Worcester—2:21:09
Mary Level-Menton—2:48:59

1993

Victor De Jesus—2:17:23
Sonia Betancourt—2:39:23

WHITE ROCK MARATHON RACE RESULTS



TOP 50 FEMALE FINISHERS

Overall Place	Class	Bib No.	Name	Age	State	Time	Pace
1	1	49	Scaris Betancourt	25	MEX	2:39:23.3	6:05
2	1	22	Maria Trujillo	54	CA	2:41:16.2	6:09
3	2	105	Rodi Erickson	51	NE	2:42:15.8	6:11
4	2	29	Kimberly Webb	39	CAN	2:43:05.5	6:13
5	3	28	Lisa Pardo	28	LA	2:44:08.1	6:16
6	3	26	Janice High	33	NC	2:46:28.7	6:21
7	4	3011	Laura Valentzuela	33	TX	2:32:50.4	6:36
8	1	45	Susana Perez	36	MEX	2:55:37.8	6:37
9	2	27	Joyce Deason	38	LA	2:55:40.0	6:45
10	4	2176	Rash Jainee	28	TX	2:57:36.6	6:47
11	5	34	Lisa Muntlich	33	NJ	2:58:12.0	6:48
12	3	1900	Maria K. Rutter	38	KS	2:59:23.6	6:51
13	6	816	Kristi Anderson	30	CO	3:00:24.4	6:53
14	7	111	Laura Stanfield	33	TX	3:01:38.4	6:56
15	8	105	Christine E. Larson	33	TX	3:02:17.1	7:00
16	5	93	Claudia Ferrer	39	MEX	3:05:36.2	7:05
17	9	107	Shari Wolwood	31	NJ	3:06:54.7	7:07
18	4	108	Cheryl Gilmore	38	TX	3:08:48.2	7:12
19	10	85	Carolyn Diersch	32	TX	3:11:15.5	7:18
20	6	388	Christine Williams	28	MO	3:11:28.3	7:18
21	1	56	Diane Palmason	55	CO	3:14:26.3	7:25
22	5	705	Dundee Jones	35	TX	3:15:36.8	7:28
23	1	1090	Barbara Beeman	43	OK	3:16:42.6	7:30
24	6	1856	Pat Keogh	37	LA	3:17:30.9	7:32
25	11	115	Tamara H. Laux	34	TX	3:17:37.9	7:32
26	7	2497	Christy D. Higuers	25	KS	3:17:39.2	7:32
27	12	1762	Rachel Blythe	33	KS	3:18:42.9	7:35
28	8	2707	Guadalupe Gomez	26	MEX	3:18:59.5	7:35
29	7	1128	Shelly A. Srait	33	TX	3:19:08.9	7:36
30	13	558	Lee Bass	30	TX	3:19:14.1	7:36
31	14	2291	Nancy J. Schmidt	54	PA	3:20:09.2	7:38
32	8	849	Christine Bean	35	TX	3:23:35.4	7:46
33	1	1954	Phyllis Wilson	47	TX	3:24:46.5	7:49
34	2	2058	Linda D'Anguis	40	MEX	3:25:07.6	7:50
35	15	1682	Franca Desiderio	31	TX	3:25:15.9	7:50
36	9	2128	Joyce Sederholm	37	TX	3:25:16.8	7:50
37	16	3291	Suzanne M. Richard	30	TX	3:25:31.5	7:50
38	10	567	Sue Aucion	36	LA	3:25:43.8	7:51
39	11	190	Penelope J. Shelly	37	TX	3:25:56.7	7:51
40	17	5274	Kimberly L. Lively	31	OK	3:26:15.7	7:52
41	9	811	Louise Laundry	26	LA	3:26:33.5	7:53
42	18	1983	Alice Fruit	34	TX	3:26:35.4	7:53
43	1	422	Sally A. Lanier	23	LA	3:27:22.8	7:55
44	5	2455	Marcela Eggleton	41	MEX	3:27:30.0	7:55
45	19	1433	Kathy Gaughan	32	TX	3:27:49.2	7:56
46	20	761	Lillian M. Hansen	33	TX	3:27:58.9	7:56
47	11	1921	Sherri Osborne-Laurence	30	TX	3:28:04.3	7:56
48	4	835	Victoria Croft	43	TX	3:29:14.3	7:57
49	12	1420	Lea Homann	39	TX	3:29:32.9	7:57
50	22	1058	Sharon M. Mercer	30	AR	3:28:54.9	7:57

TOP 100 MALE FINISHERS

Overall Place	Class	Bib No.	Name	Age	State	Time	Pace
1	1	41	Victor De Jesus	28	MEX	2:17:23.5	5:14
2	2	48	Samuel Lopez	23	MEX	2:17:32.5	5:15
3	1	7	Christian Eloor	31	FL	2:21:01.9	5:23
4	5	4	Moises Requena	27	CO	2:21:32.1	5:24



Clent Mericle, 40, of Corpus Christi, en route to winning his 1st masters victory in 2:35:34.



Diane Palmason, 55, of Englewood, Colorado, won the female masters division in 3:14:26.

Overall Place	Class	Bib No.	Name	Age	State	Time	Pace
5	1	14	Robert Yura	38	TX	2:22:58.7	5:27
6	2	8	Trevor C. Fieldstead	34	OR	2:23:18.0	5:28
7	2	25	Sam Rodich	36	NM	2:24:22.1	5:30
8	5	10	Tom Raunig	34	MT	2:25:15.9	5:32
9	4	9	Peter Schouw	28	OK	2:25:47.1	5:34
10	5	18	Randy Saur	38	MO	2:26:52.5	5:36
11	4	3	Genaro Taveres	32	CO	2:27:24.5	5:38
12	5	2835	Shawn Gardner	31	TX	2:27:52.1	5:38
13	6	1346	Kirk Hunter	30	KS	2:28:26.9	5:40
14	7	3009	Andrea Valencia	30	TX	2:29:36.2	5:42
15	6	811	Roger J. Scott	29	IA	2:30:45.7	5:45
16	1	2677	Roberto Albarran	23	MEX	2:33:32.5	5:51
17	8	3049	Bill Stone	31	TX	2:34:51.9	5:54
18	9	826	Randy R. Weaver	30	OR	2:35:17.6	5:55
19	1	40	Clent Mericle	40	TX	2:35:34.1	5:56
20	3	57	Marc W. Romine	39	MO	2:35:45.0	5:56
21	7	2986	Brett C. Peltner	26	TX	2:36:34.8	5:58
22	10	2912	Martin B. Dierl	34	TX	2:37:15.3	6:00
23	4	2863	Juan Casulo	33	TX	2:37:19.7	6:00
24	8	2576	Bernal Espinosa	28	MEX	2:37:19.9	6:00
25	9	711	David E. Thompson	26	TX	2:38:02.1	6:02
26	11	2277	Brian A. Bergs	33	NE	2:39:13.7	6:04
27	1	86	Dennis Kollai	45	OH	2:39:55.5	6:06
28	10	3232	Page Karstetter	27	PA	2:41:24.2	6:09
29	12	1757	George Chavez	33	MEX	2:41:31.1	6:10
30	5	856	Patrick Kerr	35	TX	2:42:05.1	6:11
31	11	2976	Erik E. Scharrich	39	MI	2:42:27.6	6:12
32	12	799	Randy K. Hasenbank	28	KS	2:42:28.1	6:12
33	13	1346	Mike Schmidt	31	KS	2:42:29.6	6:12
34	6	825	Don Kersting	36	TX	2:42:39.9	6:12
35	7	1490	Mark Roman	39	TX	2:43:28.7	6:14
36	2	3220	William B. Farris	20	TX	2:43:52.7	6:15
37	8	2819	Steve Mudgett	36	CO	2:45:28.4	6:19
38	3	3970	Jose Mendez	25	TX	2:45:57.7	6:20
39	14	97	Richard Peoples Jr.	34	TX	2:46:09.1	6:20
40	15	3247	David Melaba	34	OK	2:46:11.4	6:20
41	16	75	Scott M. Love	27	OK	2:46:34.8	6:21
42	15	1397	Bill Schroeder	31	TX	2:46:49.8	6:22
43	2	738	Tom Dixon	40	OR	2:46:56.3	6:22
44	16	338	Danury Ponder	34	OK	2:47:10.7	6:23
45	9	38	Paul E. Ruckel	38	AZ	2:47:13.1	6:23
46	5	1813	Duke Kern	42	OR	2:48:12.9	6:25
47	10	3094	Israel Arroyo	36	TX	2:48:15.7	6:25
48	11	1425	Darrel J. Savage	38	TX	2:48:18.8	6:25
49	12	1247	Jack Jones	39	TX	2:48:35.2	6:26
50	15	3047	Justin M. Vega	26	TX	2:48:44.1	6:26
51	16	3342	Osano Altamirano	28	TX	2:48:48.1	6:26
52	2	2048	Ty Schmalz	45	TX	2:49:13.7	6:27
53	17	1657	Mark McKenzie	31	NV	2:49:29.0	6:28
54	17	326	Aljandro Munoz Del Rio	28	WI	2:49:36.0	6:28
55	18	595	John A. Klingenstein	28	KS	2:49:36.8	6:28
56	4	725	Jose G. Robledo	43	TX	2:50:04.8	6:29
57	5	203	Richard Pennington	40	TX	2:50:09.9	6:29
58	13	1451	Richard J. Friedrich	36	TX	2:50:14.2	6:30
59	18	1177	Mario Salinas	34	MEX	2:50:16.5	6:30
60	19	2905	Felipe Trejo	27	MEX	2:50:30.2	6:30
61	6	1021	Brad Wilder	40	TX	2:50:27.2	6:30
62	14	2117	Richard Weber	37	TX	2:50:32.8	6:30
63	15	30	Ed Ostrovich	33	TX	2:50:50.7	6:31
64	16	1001	Nikki Graham	35	OK	2:51:11.0	6:32
65	19	1756	Jalme Aramburo	34	MEX	2:51:30.8	6:33
66	17	2416	Dave Dass	35	TX	2:51:37.0	6:33
67	7	1643	J. Barnes	41	TX	2:51:39.5	6:33
68	20	1813	Gayle Muench	34	TX	2:51:39.7	6:34
69	21	1009	Mark Meyers	31	WI	2:52:13.4	6:34
70	3	46	Steve Shopoff	36	TX	2:52:17.0	6:34
71	18	1699	Mark Bravo	36	OK	2:52:29.6	6:35
72	19	32	Sergio Macias	32	TX	2:52:42.0	6:35
73	8	3086	Mike Decker	44	TX	2:52:52.7	6:36

Overall Place	Class	Bib No.	Name	Age	State	Time	Pace
74	1	3997	Dennis S. Yu	19	TX	2:52:55.5	6:36
75	22	2059	Randy Spears	23	TX	2:52:57.0	6:36
76	20	1505	Brian Lautzenheiser	26	TX	2:53:19.0	6:37
77	4	47	Gary Julia	46	NE	2:54:00.5	6:38
78	25	2104	Neil Bremner	33	TX	2:54:21.3	6:39
79	21	3127	Jose Castro	25	TX	2:54:59.7	6:41
80	9	2566	Mario Anaya	44	MEX	2:55:21.1	6:41
81	20	5097	Edward J. Fry	38	TX	2:55:25.3	6:41
82	22	288	Paul J. Kaufmann	26	AR	2:55:28.1	6:42
83	21	400	Tandy R. Freeman	36	TX	2:55:30.3	6:42
84	5	378	Jack Weiss	48	TX	2:55:42.7	6:42
85	10	1622	Larry Delbott	44	KS	2:56:07.1	6:43
86	22	1702	Vince Thomae	36	TX	2:56:12.2	6:43
87	25	3895	Macey Contreras	37	TX	2:56:15.1	6:43
88	24	2716	Scott Reake	35	TX	2:56:16.2	6:43
89	94	1454	Gary L. Caton	35	OK	2:56:17.2	6:43
90	25	3101	Claude Gortler	39	FRN	2:56:21.6	6:44
91	25	1412	Thomas H. Faulkner	32	TX	2:56:25.7	6:44
92	26	472	Kerry McDermott	36	NE	2:56:28.2	6:44
93	26	2350	Daniel Durant	31	TX	2:56:35.1	6:44
94	11	2029	Brad Colby	40	TX	2:56:35.7	6:44
95	27	606	George M. Brown	33	AL	2:56:36.8	6:44
96	23	2202	Joel Richardson	25	TX	2:56:57.5	6:44
97	4	779	Peter Fletcher	20	TX	2:56:56.2	6:45
98	27	1411	John A. Bier	37	TX	2:56:46.4	6:45
99	28	417	Kim L. Easler	31	TX	2:56:47.0	6:45
100	29	864	Richard A. Grubbs	33	TX	2:56:50.3	6:45
101	30	3099	Jeff Weibruch	30	ME	2:56:50.9	6:45

TOP MALE MASTERS

Overall Place	Class	Bib No.	Name	Age	State	Time	Pace
19	1	40	Clent Mericle	40	TX	2:35:34.1	5:56
27	1	80	Dennis Kollai	45	OH	2:39:55.5	6:06
45	2	738	Tom Dixon	40	OR	2:46:56.3	6:22
46	5	1813	Duke Kern	42	OK	2:48:12.9	6:25
52	2	2048	Ty Schmalz	45	TX	2:49:13.7	6:27

TOP FEMALE MASTERS

Overall Place	Class
---------------	-------

MALE AGE GROUP 19-19

Age Group	Overall	Bib	Name	Age	State	Time	Pace
1	74	2997	Dennis S. Yu	19	TX	2:05:53.5	6:56
2	165	2505	Peter Schultz	19	OH	2:06:16.7	7:00
3	180	2655	Aaron M. Bennis	19	TX	2:06:24.8	7:04
4	190	2778	Theron M. Terhune	19	TX	2:06:26.4	7:06
5	229	780	Brent Lann	19	TX	2:10:20.6	7:16
6	245	981	Ryan Wilson	19	TX	2:10:31.6	7:16
7	457	2095	Jason Lockwood	16	TX	2:32:25.9	7:46
8	529	1370	Scott Jackson	19	TX	2:34:44.6	7:53
9	634	3219	Ryan P. Green	19	TX	2:36:05.4	8:01
10	711	2921	Thomas E. Gleason	18	TX	2:34:40.1	8:13
11	1000	735	Alex Piel	15	TX	2:48:38.9	8:43
12	1001	2156	Hal Borland	15	TX	2:48:39.7	8:43
13	1033	2718	Matthew C. Wick	13	TX	2:50:24.7	8:47
14	1140	2782	Sean Penty	11	TX	2:54:18.7	8:56
15	1197	119	Will M. Scullery	19	TX	2:56:08.7	9:00
16	1202	1767	John Boyd	19	TX	2:56:20.5	9:01
17	1326	1147	Kirk R. Dalager	15	TX	2:50:37.1	9:11
18	1333	2451	Michael Tovar	17	TX	2:41:03.4	9:12
19	1628	2325	David Mitchell	18	TX	2:41:25.4	9:14
20	1641	2860	Cory Freeman	16	TX	2:41:25.4	9:14
21	1646	684	Blake Commagere	16	TX	2:41:27.2	9:14
22	1702	2893	James Coley	15	TX	2:42:54.2	10:10
23	1937	1996	Eric Smith	14	AR	2:44:15.1	10:31
24	2042	3546	Joseph M. Morales	15	TX	2:45:05.6	11:15
25	2175	2130	J. T. Ritner	15	TX	2:58:37.5	12:32

MALE AGE GROUP 20-24

Age Group	Overall	Bib	Name	Age	State	Time	Pace
1	16	2917	Roberto Albarran	25	MEX	2:33:58.4	6:51
2	56	3220	William B. Farris	20	TX	2:43:57.7	6:15
3	58	2970	Jose Mendez	23	TX	2:43:57.7	6:20
4	97	779	Peter Fletcher	20	TX	2:50:44.2	6:45
5	114	1738	Christopher Jackson	25	TX	2:50:43.3	6:49
6	140	3840	Chris Chambers	24	TX	2:50:43.3	6:49
7	151	528	Michael J. Wolowicz	20	TX	2:50:12.0	6:55
8	153	1298	David Woodard	22	TX	2:50:02.1	6:57
9	158	1573	Matthew C. Emaley	19	NJ	2:50:24.0	6:58
10	166	3005	David Buchner	24	TX	2:50:18.1	7:00
11	181	781	Daniel Snow	24	TX	2:50:18.1	7:06
12	219	1145	Jason Duncan	24	TX	2:50:18.1	7:15
13	222	617	Robert Swagerty	20	TX	2:50:18.1	7:15
14	223	613	Dale Johnson	22	TX	2:50:20.5	7:15
15	232	3275	Art Schoenstadt	24	LA	3:11:03.6	7:17
16	235	2757	Shane Carr	23	TX	2:57:49.7	7:26
17	276	2079	Curt Adams	20	OK	3:15:15.7	7:22
18	286	3236	Rick Rozales	21	TX	3:13:40.4	7:24
19	350	1086	Ruben Gonzalez	24	TX	3:16:21.3	7:29
20	376	1141	Jeremy Ramsey	20	TX	3:19:02.6	7:36
21	378	1887	Lance P. Gasky	22	LA	3:19:08.4	7:36
22	456	3805	William P. Shirley	24	TX	3:22:23.9	7:43
23	494	2946	Roger Rodriguez	24	TX	3:24:58.2	7:49
24	498	1801	Jonathan Kanaka	20	OK	3:25:06.5	7:49
25	513	1761	Rollin P. Kennedy	25	TX	3:26:48.2	7:53
26	540	2869	Bill Arizola	21	TX	3:27:14.5	7:54
27	562	3501	Cullen Gibbs	25	TX	3:28:21.0	7:57
28	614	2702	Mills Corbin	25	TX	3:30:02.1	8:01
29	623	778	Gary J. Martin	25	TX	3:30:20.7	8:01
30	695	2092	Charles L. Austin Jr.	21	AR	3:35:37.5	8:10
31	703	2091	Brandon Jones	24	TX	3:35:37.5	8:18
32	796	982	William S. Roberts	24	AR	3:37:42.2	8:18
33	789	821	Joe Salazar	24	TX	3:38:14.9	8:20
34	830	2612	Andrew J. Harger	25	TX	3:40:24.6	8:24
35	862	692	Michael C. Scott	23	TX	3:42:02.2	8:28
36	865	2048	Hale E. Sheppard	24	TX	3:42:04.3	8:28
37	876	1225	Eric Hill	22	TX	3:42:51.6	8:30
38	899	2183	Abel Salazar	23	TX	3:43:46.2	8:32
39	903	399	James H. Liu	24	TX	3:44:00.0	8:33
40	933	904	Brian Williams	24	LA	3:46:13.5	8:38
41	978	114	Thomas Hoffmann	21	TX	3:47:18.1	8:41
42	980	3211	Brian Berry	23	TX	3:47:18.1	8:41
43	989	1341	Michelle D. Pryor	23	TX	3:47:47.2	8:41
44	1063	1266	James E. Kanaka	20	OK	3:51:47.9	8:51
45	1091	906	Cole Lollar	24	LA	3:52:57.6	8:53
46	1104	2045	Brian Willinger	20	TX	3:52:57.6	8:54
47	1105	2047	B. Woodard	22	TX	3:53:27.4	8:54
48	1148	2018	Ross Saxton	22	TX	3:54:51.1	8:57
49	1156	2090	John Patton	22	TX	3:54:40.2	8:57
50	1195	2564	Rocky Johnson	21	TX	3:55:52.5	9:00
51	1222	712	Michael Bell	25	TX	3:56:25.6	9:02
52	1273	1788	Kevin Wells	22	TX	3:56:25.6	9:06
53	1285	3128	Michael Lane	25	TX	3:56:03.3	9:07
54	1291	728	Alex Zernuche	22	TX	3:56:09.4	9:07
55	1310	682	Joel F. Nolte	24	AR	3:59:40.9	9:09
56	1316	365	Michael L. Roberts	25	TX	3:59:50.1	9:09
57	1318	2543	Brian Rodriguez	24	TX	3:59:52.4	9:09
58	1357	666	Adam J. Powell	20	TX	4:02:15.2	9:14
59	1364	1351	Sean Byrne	24	TX	4:03:47.9	9:18
60	1604	1527	Andy McComas	21	TX	4:20:34.4	9:36
61	1670	2122	Michael B. Ignacio	22	TX	4:30:47.0	9:57
62	1787	4486	Jonathan Davis	23	AR	4:38:27.7	10:14
63	1840	2060	Kevin L. Hayes	24	OK	4:54:18.1	10:28
64	1866	3298	Raul E. Jurado	22	TX	4:56:26.7	10:33
65	1883	1508	Bill Morrison	21	TX	4:38:18.3	10:37
66	2005	2046	Marvin Van Lansen	20	TX	4:51:11.6	11:06
67	2035	872	James E. Kirk	23	TX	4:53:04.7	11:12
68	2133	3044	David Carder	24	TX	5:12:40.5	11:56
69	2170	1408	Tony Sangchomphun	25	TX	5:25:50.2	12:26
70	2178	2098	James M. Willyard	21	TX	5:30:05.6	12:36

MALE AGE GROUP 25-29

Age Group	Overall	Bib	Name	Age	State	Time	Pace
0	1	41	Victor De Jesus	28	MEX	2:17:23.5	5:14
1	2	48	Samuel Lopez	25	MEX	2:17:23.5	5:15
2	4	4	Moises Requena	27	CO	2:17:19.1	5:14
3	9	9	Peter Schow	25	OK	2:18:47.1	5:24
4	10	18	Randy Starr	28	MO	2:35:45.3	5:56
5	15	81	Roger J. Scott	29	LA	2:39:45.7	5:45
6	21	2886	Bret O. Peikert	26	TX	2:38:44.7	5:58
7	24	2678	Bernal Espinoza	28	MEX	2:57:19.9	6:00
8	25	711	James E. Kirk	23	TX	3:03:49.1	6:20
9	28	2528	Page Karstetter	27	PA	2:51:28.2	6:09
10	31	2976	Kirk E. Scharich	29	MI	2:42:27.6	6:12
11	32	799	Randy K. Hazenbank	28	KS	2:48:28.1	6:12
12	40	3247	David Medas	28	OK	2:46:11.4	6:20
13	41	75	Steve M. Lowe	27	OK	2:46:58.2	6:21
14	50	3047	Juan M. Vega	26	TX	2:48:44.1	6:25
15	51	3342	Ozono Altamirano	28	TX	2:48:44.1	6:25
16	54	356	Alejandro Munos Del Rio	28	WI	2:48:36.0	6:28
17	55	395	John A. Klingenstein	28	KS	2:48:36.0	6:28
18	60	2605	Felipe Trejo	27	MEX	2:50:28.1	6:30
19	76	1505	Brian Laumenheimer	26	TX	2:53:10.0	6:37
20	79	3127	Jose Castro	25	TX	2:54:49.7	6:41

Age Group	Overall	Bib	Name	Age	State	Time	Pace
21	82	2888	Paul J. Kaufmann	26	AR	2:55:23.1	6:42
22	96	2202	Joel Richardson	25	TX	2:56:27.5	6:44
23	111	718	Mark L. McCann	29	OK	2:56:07.7	6:48
24	119	2778	Christopher Bauer	28	TX	2:56:06.9	6:50
25	125	36	Marvin R. Johnson	28	TX	2:56:38.1	6:51
26	144	1566	Garnes Gervay	27	TX	2:56:47.4	6:54
27	154	2246	Jon C. Murray	25	TX	2:57:12.5	6:57
28	161	2223	Gregory Rice	26	OK	2:57:26.0	6:59
29	163	1179	Jerry S. Keeley	28	TX	2:56:06.9	6:59
30	167	392	Phillip S. Hodges	27	TX	2:56:24.3	7:00
31	187	154	James A. Pickell	27	TX	2:56:07.1	7:06
32	205	2148	Michael J. Lesley	27	TX	2:56:07.1	7:11
33	236	1839	Rosario C. Soils	29	TX	3:10:07.4	7:15
34	246	1011	Ken E. Smith	26	TX	3:10:42.5	7:17
35	249	2948	Eric W. Stall	28	TX	3:10:54.0	7:17
36	254	3277	Tim Church	28	LA	3:11:24.3	7:18
37	269	918	John Nichols	28	WA	3:12:49.1	7:21
38	275	1947	Chris Carson	25	TX	3:15:15.1	7:22
39	287	2028	David C. Smallwood	29	TX	3:15:37.8	7:24
40	303	2921	Michael Decker	29	TX	3:14:59.6	7:25
41	311	995	Brian M. Stone	25	TX	3:15:14.6	7:27
42	316	1555	Gary Droubay	29	TX	3:15:25.5	7:27
43	322	1936	Wade Mann	27	AR	3:15:30.0	7:28
44	333	2031	Mark H. Gehlbach	26	TX	3:16:54.7	7:30
45	335	4034	Mark Glasscock	26	TX	3:16:36.1	7:30
46	362	3116	David Stila	28	AR	3:18:30.0	7:34
47	365	785	Kurt Magnius	27	TX	3:18:54.4	7:35
48	374	1722	Doug Adkins	27	TX	3:18:56.7	7:35
49	375	541	Mike Smith	29	OK	3:20:19.3	7:39
50	408	2288	Eddie Lebon	28	TX	3:20:41.2	7:39
51	442	580	Michael B. Peck	25	TX	3:22:50.4	7:44
52	455	305	David J. Meron	20	OK	3:25:24.5	7:45
53	466	5333	Richard Hensler	29	TX	3:23:51.4	7:47
54	475	541	Anthony P. Ricci	29	TX	3:24:08.0	7:47
55	476	604	Richard T. Kozch	28	TX	3:23:51.4	7:47
56	477	767	Zach VanBrock	26	TX	3:24:13.5	7:47
57	510	1167	Marshall Peterson	27	TX	3:25:37.8	7:51
58	513	2735	James T. Esdin	28	TX	3:25:59.0	7:51
59	592	282	Michael R. Simpson	28	OK	3:26:22.0	7:52
60	545	1780	Karl R. Schulze	27	TX	3:27:56.0	7:53
61	547	618	Matthew W. Stapleton	27	TX	3:27:47.7	7:55
62	573	490	Steve Allen	28	OK	3:29:02.6	7:58
63	583	2785	Matt Broderick	28	TX	3:29:15.3	7:59
64	601	502	Marty Williams	28	TX	3:29:45.0	8:00
65	615	2832	Stuart K. Spitzer	26	TX		

Age Group	Overall	Bib	No.	Name	Age	State	Time	Pace	Age Group	Overall	Bib	No.	Name	Age	State	Time	Pace	Age Group	Overall	Bib	No.	Name	Age	State	Time	Pace
65	312	1328	312	Kevin W. Moore	65	TX	3:15:59.7	7:27	33	1965	1328	312	Kevin W. Moore	65	TX	3:17:40.9	10:57	30	1974	1328	312	Rosemond M. Leighton	31	TX	3:17:39.2	10:59
66	318	736	318	William A. Gennah	66	TX	3:15:51.4	7:28	209	1056	736	318	William A. Gennah	66	TX	3:17:39.2	10:59	31	1980	1329	319	Jan L. Vernon	33	TX	3:18:19.8	11:00
67	323	1323	323	Michael DeLo	67	TX	3:16:07.3	7:29	211	1050	1323	323	Michael DeLo	67	TX	3:18:00.7	11:01	32	1992	1398	320	Sean R. Gosh	32	TX	3:18:25.3	11:05
68	325	1715	325	John Neuberger	68	TX	3:15:09.1	7:29	212	1060	1715	325	John Neuberger	68	TX	3:18:00.7	11:01	33	2021	1200	321	Mark G. Gosh	31	TX	3:18:25.3	11:05
69	327	2286	327	Steve Z. McDonald	69	TX	3:16:07.3	7:29	213	1066	2286	327	Steve Z. McDonald	69	TX	3:18:00.7	11:01	34	2021	1200	321	Mark G. Gosh	31	TX	3:18:25.3	11:05
70	329	1026	329	John Neuberger	70	TX	3:16:07.3	7:29	214	1069	1026	329	John Neuberger	70	TX	3:18:00.7	11:01	35	2021	1200	321	Mark G. Gosh	31	TX	3:18:25.3	11:05
71	330	1026	330	John Neuberger	71	TX	3:16:07.3	7:29	215	1071	1026	330	John Neuberger	71	TX	3:18:00.7	11:01	36	2021	1200	321	Mark G. Gosh	31	TX	3:18:25.3	11:05
72	330	1026	330	John Neuberger	72	TX	3:16:07.3	7:29	216	1074	330	330	John Neuberger	72	TX	3:18:00.7	11:01	37	2021	1200	321	Mark G. Gosh	31	TX	3:18:25.3	11:05
73	334	3404	334	David M. Bazzac	73	TX	3:18:03.2	7:33	217	1087	3404	334	David M. Bazzac	73	TX	3:18:03.2	7:33	38	2021	1200	321	Mark G. Gosh	31	TX	3:18:25.3	11:05
74	341	2170	341	David M. Bazzac	74	TX	3:18:03.2	7:33	218	1087	2170	341	David M. Bazzac	74	TX	3:18:03.2	7:33	39	2021	1200	321	Mark G. Gosh	31	TX	3:18:25.3	11:05
75	343	2101	343	David M. Bazzac	75	TX	3:18:03.2	7:33	219	1087	2101	343	David M. Bazzac	75	TX	3:18:03.2	7:33	40	2021	1200	321	Mark G. Gosh	31	TX	3:18:25.3	11:05
76	344	2088	344	David M. Bazzac	76	TX	3:18:03.2	7:33	220	1118	2088	344	David M. Bazzac	76	TX	3:18:03.2	7:33	41	2021	1200	321	Mark G. Gosh	31	TX	3:18:25.3	11:05
77	350	707	350	David M. Bazzac	77	TX	3:18:03.2	7:33	221	1125	707	350	David M. Bazzac	77	TX	3:18:03.2	7:33	42	2021	1200	321	Mark G. Gosh	31	TX	3:18:25.3	11:05
78	353	883	353	David M. Bazzac	78	TX	3:18:03.2	7:33	222	1129	883	353	David M. Bazzac	78	TX	3:18:03.2	7:33	43	2021	1200	321	Mark G. Gosh	31	TX	3:18:25.3	11:05
79	356	1313	356	David M. Bazzac	79	TX	3:18:03.2	7:33	223	1136	1313	356	David M. Bazzac	79	TX	3:18:03.2	7:33	44	2021	1200	321	Mark G. Gosh	31	TX	3:18:25.3	11:05
80	359	1242	359	David M. Bazzac	80	TX	3:18:03.2	7:33	224	1141	1242	359	David M. Bazzac	80	TX	3:18:03.2	7:33	45	2021	1200	321	Mark G. Gosh	31	TX	3:18:25.3	11:05
81	362	2393	362	David M. Bazzac	81	TX	3:19:59.6	7:37	225	1151	2393	362	David M. Bazzac	81	TX	3:19:59.6	7:37	46	2021	1200	321	Mark G. Gosh	31	TX	3:18:25.3	11:05
82	366	2814	366	David M. Bazzac	82	TX	3:19:59.6	7:37	226	1153	2814	366	David M. Bazzac	82	TX	3:19:59.6	7:37	47	2021	1200	321	Mark G. Gosh	31	TX	3:18:25.3	11:05
83	368	1085	368	David M. Bazzac	83	TX	3:20:00.0	7:38	227	1161	1085	368	David M. Bazzac	83	TX	3:20:00.0	7:38	48	2021	1200	321	Mark G. Gosh	31	TX	3:18:25.3	11:05
84	372	1755	372	David M. Bazzac	84	TX	3:20:00.0	7:38	228	1181	1755	372	David M. Bazzac	84	TX	3:20:00.0	7:38	49	2021	1200	321	Mark G. Gosh	31	TX	3:18:25.3	11:05
85	375	225	375	David M. Bazzac	85	TX	3:21:50.7	7:42	229	1186	225	375	David M. Bazzac	85	TX	3:21:50.7	7:42	50	2021	1200	321	Mark G. Gosh	31	TX	3:18:25.3	11:05
86	379	2000	379	David M. Bazzac	86	TX	3:22:13.6	7:43	230	1188	2000	379	David M. Bazzac	86	TX	3:22:13.6	7:43	51	2021	1200	321	Mark G. Gosh	31	TX	3:18:25.3	11:05
87	381	33	381	David M. Bazzac	87	TX	3:22:13.6	7:43	231	1188	33	381	David M. Bazzac	87	TX	3:22:13.6	7:43	52	2021	1200	321	Mark G. Gosh	31	TX	3:18:25.3	11:05
88	382	1287	382	David M. Bazzac	88	TX	3:22:13.6	7:43	232	1189	1287	382	David M. Bazzac	88	TX	3:22:13.6	7:43	53	2021	1200	321	Mark G. Gosh	31	TX	3:18:25.3	11:05
89	383	1428	383	David M. Bazzac	89	TX	3:22:13.6	7:43	233	1190	1428	383	David M. Bazzac	89	TX	3:22:13.6	7:43	54	2021	1200	321	Mark G. Gosh	31	TX	3:18:25.3	11:05
90	384	1431	384	David M. Bazzac	90	TX	3:22:13.6	7:43	234	1192	1431	384	David M. Bazzac	90	TX	3:22:13.6	7:43	55	2021	1200	321	Mark G. Gosh	31	TX	3:18:25.3	11:05
91	384	1431	384	David M. Bazzac	91	TX	3:22:13.6	7:43	235	1195	384	384	David M. Bazzac	91	TX	3:22:13.6	7:43	56	2021	1200	321	Mark G. Gosh	31	TX	3:18:25.3	11:05
92	384	1431	384	David M. Bazzac	92	TX	3:22:13.6	7:43	236	1195	384	384	David M. Bazzac	92	TX	3:22:13.6	7:43	57	2021	1200	321	Mark G. Gosh	31	TX	3:18:25.3	11:05
93	384	1431	384	David M. Bazzac	93	TX	3:22:13.6	7:43	237	1195	384	384	David M. Bazzac	93	TX	3:22:13.6	7:43	58	2021	1200	321	Mark G. Gosh	31	TX	3:18:25.3	11:05
94	384	1431	384	David M. Bazzac	94	TX	3:22:13.6	7:43	238	1195	384	384	David M. Bazzac	94	TX	3:22:13.6	7:43	59	2021	1200	321	Mark G. Gosh	31	TX	3:18:25.3	11:05
95	384	1431	384	David M. Bazzac	95	TX	3:22:13.6	7:43	239	1195	384	384	David M. Bazzac	95	TX	3:22:13.6	7:43	60	2021	1200	321	Mark G. Gosh	31	TX	3:18:25.3	11:05
96	384	1431	384	David M. Bazzac	96	TX	3:22:13.6	7:43	240	1195	384	384	David M. Bazzac	96	TX	3:22:13.6	7:43	61	2021	1200	321	Mark G. Gosh	31	TX	3:18:25.3	11:05
97	384	1431	384	David M. Bazzac	97	TX	3:22:13.6	7:43	241	1195	384	384	David M. Bazzac	97	TX	3:22:13.6	7:43	62	2021	1200	321	Mark G. Gosh	31	TX	3:18:25.3	11:05
98	384	1431	384	David M. Bazzac	98	TX	3:22:13.6	7:43	242	1195	384	384	David M. Bazzac	98	TX	3:22:13.6	7:43	63	2021	1200	321	Mark G. Gosh	31	TX	3:18:25.3	11:05
99	384	1431	384	David M. Bazzac	99	TX	3:22:13.6	7:43	243	1195	384	384	David M. Bazzac	99	TX	3:22:13.6	7:43	64	2021	1200	321	Mark G. Gosh	31	TX	3:18:25.3	11:05
100	384	1431	384	David M. Bazzac	100	TX	3:22:13.6	7:43	244	1195	384	384	David M. Bazzac	100	TX	3:22:13.6	7:43	65	2021	1200	321	Mark G. Gosh	31	TX	3:18:25.3	11:05

MALE AGE GROUP 35-39

DALLAS WHITE ROCK MARATHON

BOSTON MARATHON QUALIFIERS



Still fresh, runners kick their way through the Laundry Center aid station toward the Crescent Hotel.



10-year-old Will Sculley, our youngest finisher in 3:55, beat his father Michael by more than an hour in their first marathon together.



Robert Cunningham, his mustache and his straw finished in 5:00:09.



Beep Beep. Juan Vega, member of Team Aztecas, looks to pass Mike Schmidt of Wichita, Kansas.



Wheelchair racer Steve Berkenbile rolls along to a 3:26 finish (after graduating from the Tom Landry Center Marathon Training Program).



Janice High floats through the TI aid station, Christmas in Toyland, en route to winning her division with a 2:46:25.



Cheryl Gilmore-Grainger blazed to a 3:08:48 finish. It's not her first PR, and it won't be her last.




No Whar but Texas. Luke's aid station as photographed by Libby, the popular Dancing Cowgirl.



Drink the water. Leticia Vidales and Misael Dela Rosa of Mexico say Texas water is O.K.



MassMutual celebrates Christmas in Mexico. Mark Cox, #301, especially appreciated the excitement generated at this aid station.



Jeanne's the one(s). DWRM board member Jeanne Cullers accepted the challenge, finishing her first marathon.



Rick Fethke's training with the Tom Landry program paid off in a 3:07:36 first marathon.



Bonny and Alanna Russell celebrate the fact that they're only 10 miles from the finish.



New location; Same spirit. The Cooper Fitness Center aid station moved to mile 8. "Our members are great, they enjoy helping the runners and want to come back each year," said CFC volunteer coordinator, Lori Morrow.



Penney's for your thoughts. At JCPenney's Aid Station, runners get full service.



Enserch invited runners to take their "shoes off and set a spell" with Granny, Jed and Ellie May at mile 15.



74-year-old Hershel McCord is another faithful "Rocker." He has the distinction of being our oldest competitor, but with his 4:38:32 finish time, he was far from our last.



Penney for your thoughts. Penny Shelly, member at the Cooper Fitness Center, participated in the Galloway training program and finished in 3:25. Shown on her left, Cas Milner finished in 3:31. Both are Boston qualifiers.



Louise Murray of Cologne, Germany, brought some old-world charm to the race.



Life imitates art. The Gillett brothers strike their Johnny Kelley before-and-after pose. Bill came from Rolla, MO, and Mike from Geary, OK, to finish together in 3:20:43s.



Abbott rabbits. Abbott Labs serves up some relief to Laura Valenzuela, winner of the 1993 White Rock Half Marathon. She placed 2nd in the 30-35 division.



"Party Hearty." Dallas' own Party Hogs were the favorite of Thomasine Newby, who enjoyed the encouraging Hog calls at mile 25.



Sprinting to the finish, two runners bask in the shadow of the NCNB Building as the crowd cheers them on.




**is proud to
sponsor the
White Rock Marathon,
and extends its
congratulations to
all the runners.**

SEIKO Congratulates Sonia Betancourt

on winning her debut marathon.

We also congratulate all of the
Dallas White Rock Marathon finishers.



1. Katie Porter of Arlington pauses for a swig on Swiss Ave. 2. Running with the guys along the lake, Laura Stanfield was a star of the Tom Landry Center Training Program. Her time of 3:01 placed her 5th in her division. 3. Excuse me while I shower. Jeff Weisbruch of

marathon. 4. Team Azteca's Juan Castulo hits mile 16 en route to a 2:37:19, good for 4th in the 35-39 division. 5. No cop-out, the Dallas Police Department ensured everyone's safety. 6. Escape Claus. Santa (Rex Friend of Oklahoma City) refuels as the Mrs. gives him a hand at mile 11. 7. DWRM president, Donald Key, enjoyed

"just another easy workout" on Dec. 5. 8. Director of Race Events Bob Hancock presents his last winner's trophy to Victor De Jesus, who also took home five big ones to Mexico City. 9. A picture-perfect mid-autumn day greeted participants in the 24th annual White Rock Marathon. 10. Reaching new heights. Stephen Heitz and Sharon Mordorski of Buffalo Grove, IL, celebrated his 39th birthday after he completed a marathon in all 50 states. 11. Jeremy Ramsey, the pride of Ambassador College, was one of a group of students from Big Sandy, Texas. 12. Doing as Roman does. Mark Roman left it all on the course as two marathon volunteers welcome him home in 2:43:26. 13. Lookin' good. Women's winner Sonia Betancourt knows that every victory has its price. 14. The wheel thing. Michel Bond from Florida is the most photogenic participant. 15. Hill? What hill? 60-year-old Richard Hause from Berwick, PA, doesn't know the meaning of the word as he cruises through the Lakewood area. 16. Greetings, we are from France, where we Teflon coat our runners, not our pans. 17. You're not from around here, are you? A spectator gets into the spirit of the day, waving her Mexican flag at all the runners.





MALE AGE GROUP 40-44

Age Group	Overall Place	Bib No.	Name	Age	State	Time	Pace	Age Group	Overall Place	Bib No.	Name	Age	State	Time	Pace	
1	19	40	Gent Mericle	40	TX	3:35:34.1	5:56	133	655	1064	Jim Bosworth	42	OK	3:52:55.5	8:05	
2	43	738	Ton Dixon	40	OR	3:46:06.3	6:22	139	667	1327	Rich Montgomery	45	TX	3:52:11.5	8:06	
3	181	1	Duke Kern	42	OK	3:48:15.0	6:28	140	669	907	Charles D. Lunaford	42	LA	3:52:17.8	8:06	
4	57	725	Jose G. Robledo	43	TX	3:50:04.8	6:29	141	673	2658	Steve Austin	41	AZ	3:52:19.6	8:06	
5	207	203	Richard Pennington	40	TX	3:50:09.9	6:29	142	674	3286	Paul Wilson	40	TX	3:52:21.4	8:06	
6	67	1621	Bud Wilder	40	TX	3:50:27.3	6:30	143	680	128	David R. Harmon	40	TX	3:52:36.8	8:07	
7	1845	J. Barnes	41	TX	3:51:50.3	6:33	144	683	2077	Mike A. Herbert	42	TX	3:52:40.7	8:07		
8	506	3686	Mike Decker	44	TX	3:52:57.7	6:36	145	685	2667	Cary Sheff	40	TX	3:53:52.1	8:10	
9	80	2662	Mario Azma	44	MEX	3:52:57.1	6:36	146	697	1788	Richard Carlson	43	TX	3:54:04.3	8:10	
10	85	1022	Larry Debolt	44	KS	3:52:57.1	6:36	147	716	1419	Ben Haas	41	TX	3:54:42.5	8:11	
11	94	2029	Brad Collie	40	TX	3:52:57.7	6:36	148	728	942	Denver C. Jordan	40	IN	3:54:37.6	8:11	
12	102	2957	William G. Parmelee	40	TX	3:52:57.7	6:36	149	731	1181	Robert Engram	42	TX	3:55:41.5	8:14	
13	107	372	Robert B. Lee	44	MA	3:57:45.4	6:47	150	737	1719	Randy Miller	40	TX	3:56:03.0	8:15	
14	109	194	Ramesha A. Baker	40	TX	3:57:45.4	6:47	151	745	784	Jon C. Grawick	40	TX	3:56:29.5	8:16	
15	116	174	Ram C. White	41	TX	3:58:55.9	6:49	152	755	1714	Roger W. Gatzman	42	OK	3:57:02.7	8:17	
16	124	1984	Kurt Reichenstein	40	TX	3:59:30.7	6:51	153	757	1072	Tommy W. Leath	42	AR	3:57:16.1	8:17	
17	129	1595	Ted W. Larson	42	TX	3:59:43.2	6:51	154	758	2071	Ted Bidwell	44	TX	3:57:20.0	8:17	
18	130	1292	Mark Bienden	44	TX	3:59:45.0	6:51	155	767	1807	Bill Lowder	40	OK	3:57:44.2	8:18	
19	134	916	Ken Ashby	41	TX	3:59:53.4	6:52	156	772	2036	A. J. Shultz	42	OK	3:57:50.8	8:19	
20	159	668	Francisco W. Johnson	44	MEX	3:59:52.9	6:53	157	777	2082	Bob Willet	40	AR	3:57:56.1	8:19	
21	140	96	Carlos Sierra	42	MEX	3:59:57.1	6:53	158	791	2273	Dave Allen	41	TX	3:58:20.1	8:20	
22	141	3233	Steve Palmer	41	KS	3:59:40.3	6:54	159	792	467	Ronald J. Smith	43	TX	3:58:25.0	8:20	
23	152	2204	Gene Rath	43	KS	3:59:50.8	6:55	160	797	1691	Carlos T. Frenest	43	MES	3:58:55.7	8:21	
24	156	94	Jim Nugent	41	TX	3:59:50.8	6:55	161	799	887	Mike Seely	44	TX	3:59:04.7	8:21	
25	159	440	Rich Suck	40	TX	3:59:53.7	6:56	162	813	2158	Michael J. Colvin	41	TX	3:59:20.3	8:22	
26	160	3046	Doug Kopp	44	TX	3:59:53.7	6:56	163	815	2044	Michael Grobmyer	40	TX	3:59:46.1	8:23	
27	168	3045	Douglas C. Jones	44	TX	3:59:59.9	6:56	164	822	1927	Kerry Becker	41	TX	3:59:05.4	8:24	
28	169	1899	Brad Rhoden	40	KS	3:59:56.1	6:57	165	831	359	T. Jeffrey Whitehurst	43	TX	3:59:27.0	8:25	
29	174	1184	Alan Gold	40	TX	3:59:56.1	6:57	166	832	12	R. Bobak Kaiser	40	TX	3:40:55.7	8:25	
30	186	182	David B. Buhmann	41	TX	3:59:54.1	6:57	167	839	2033	James Hamilton	44	TX	3:40:55.2	8:25	
31	200	283	Edson L. Sanchez	43	MO	3:59:54.3	6:57	168	843	181	Ric Burnett	43	TX	3:41:08.8	8:26	
32	205	318	Wayne A. Corcha	44	NY	3:59:18.9	7:11									
33	209	2587	Fred Giles	40	TX	3:59:32.4	7:12									
34	214	1319	Michael H. Cooper	40	TX	3:59:32.4	7:12									
35	229	1647	Mike Thora	44	TX	3:59:32.6	7:14									
36	231	412	John A. Robertson	43	TX	3:59:32.7	7:14									
37	238	3136	Tom Lloyd	43	OK	3:10:19.7	7:16									
38	244	2297	Robert F. Dewell	43	TX	3:10:20.1	7:16									
39	247	2293	Ed Nagelton	41	TX	3:10:20.7	7:17									
40	282	895	William W. London	44	OK	3:11:05.7	7:19									
41	285	2659	Mark Holt	44	TX	3:11:16.6	7:20									
42	274	1826	Mike Rouse	44	TX	3:13:14.0	7:22									
43	278	1106	Michael K. McGuire	40	KS	3:13:18.4	7:22									
44	290	324	Ralph Kutz	43	KS	3:13:18.4	7:22									
45	294	3570	Jorge Serrano	41	MEX	3:14:20.4	7:25									
46	295	1801	Robert A. Benson	41	TX	3:14:28.8	7:25									
47	296	3032	Timothy P. Teahan	41	TX	3:14:28.5	7:25									
48	298	1995	David W. McCrady	40	TX	3:14:31.5	7:25									
49	299	2220	Emil Kuehler	40	MEX	3:14:31.5	7:25									
50	300	413	C. Kinsble Jett	41	TX	3:14:33.3	7:25									
51	301	3244	Robert Braun	40	TX	3:14:33.9	7:25									
52	307	347	Ricky D. Holly	40	CO	3:14:58.3	7:26									
53	309	320	Joe Meyer	41	OK	3:15:10.8	7:27									
54	324	2096	Crowder Wickham	40	TX	3:16:08.2	7:29									
55	331	2192	Edwin Felix	41	TX	3:16:24.0	7:30									
56	336	3223	Paul N. Holliver	41	TX	3:16:36.6	7:30									
57	337	613	Charles E. Doherty	40	OK	3:16:37.4	7:30									
58	338	1628	Wally Managang	40	TX	3:16:38.0	7:30									
59	343	2283	Patrick H. Parris	43	OK	3:16:38.7	7:30									
60	340	1699	George Marquez	42	TX	3:16:44.1	7:30									
61	341	883	Steve Raley	41	TX	3:16:50.2	7:31									
62	345	94	Juan Pina	43	MEX	3:16:57.8	7:31									
63	345	3056	Tommy H. Tharp	40	TX	3:17:21.6	7:32									
64	345	2425	Joe M. Hatfield	40	TX	3:17:29.7	7:32									
65	355	1667	Fred D. Walsh	40	TX	3:17:43.8	7:33									
66	354	1610	Thomas A. Muna	42	TX	3:17:48.2	7:33									
67	355	2741	Paul Saunier	42	TX	3:17:48.5	7:33									
68	356	404	William L. Bounds	41	TX	3:18:06.7	7:33									
69	367	246	John W. Mangano	40	TX	3:18:06.8	7:35									
70	368	2461	Roberto Olivares	43	MEX	3:18:38.4	7:35									
71	369	2171	Andy Carrola	40	TX	3:18:41.5	7:35									
72	371	5234	Dave C. Davis	41	OK	3:18:46.0	7:35									
73	372	295	Johnny Rainier	43	MS	3:18:51.1	7:35									
74	373	2269	Richard C. Brown	40	TX	3:18:52.7	7:35									
75	377	964	Jay Spang	41	OK	3:19:06.2	7:36									
76	380	3237	Jimmey L. Rason	41	TX	3:19:15.9	7:36									
77	382	1666	Darcy U. Burton	43	TX	3:19:18.8	7:36									
78	384	676	Doug Kasher	42	OK	3:19:20.7	7:36									
79	387	356	Michael V. Ruane	40	WI	3:19:23.4	7:36									
80	390	2191	Jeffrey Hillier	40	TX	3:19:34.1	7:37									
81	391	2815	Hugh Julian	42	TX	3:19:37.5	7:37									
82	393	2159	Tim Hagen	42	TX	3:19:40.6	7:37									
83	394	2094	Michael Coe	41	TX	3:19:56.1	7:37									
84	395	1894	Thomas H. Jennings	40	MN	3:19:56.6	7:37									
85	399	3736	John Grabham	41	TX	3:19:54.7	7:38									
86	399	1510	Dean Brown	44	LA	3:19:55.6	7:38									
87	407	1586	Ken Buenzow	41	TX	3:20:38.0	7:39									
88	413	929	Ron Reed	44	TX	3:20:57.5	7:40									
89	415	2147	Tim Myers	41	TX	3:21:07.6	7:40									
90	421	971	Jorge Garrido	43	MEX	3:21:08.8	7:41									
91	423	1455	Janice E. Moore	42	OK	3:21:44.0	7:42									
92	434	871	Robert L. Vigeland	44	TX	3:21:49.8	7:42									
93	436	600	Clan Parkey	42	TX	3:21:57.5	7:42									
94	435	5090	Stanley Martinez	43	MEX	3:22:22.5	7:43									
95	438	1439	Al Rico	42	TX	3:22:24.9	7:43									
96	439	2698	Fred J. Schultz	41	TX	3:22:30.7	7:44									
97	444	875	Jerry A. Brown	43	MN	3:22:57.5	7:45									
98	450	2778	Ramundo Carlo Medina	41	MEX	3:23:14.3	7:45									
99	456	1114	John R. Phillips	43	TX	3:23:23.0	7:46									
100	462	1294	Brian Markham	41	OK	3:24:07.9	7:49									
101	469	3105	John A. Crnkovich	44	TX	3:24:00.4	7:47									
102	471	5108	Fred C. Pedersen	41	TX	3:24:04.7	7:47									
103	483	121	Larry J. Thompson	40	LA	3:24:32.4	7:48									
104	489	764	Charles Wudlerin	40	AR	3:25:07.5	7:50									



Battery-free
radio
transponder

Antenna

What used to take
hours to manually
compile and distribute
can be done in
seconds

Signal
processor

- Electronic tracking for every finisher
- Fast results reporting
- No more post-race data entry

- Ultra-light
- Unique ID for each participant
- Name and time recorded for every finisher

Technology on the run.

The Dallas White Rock Marathon was an historic event. It marked the first time a U.S. marathon was electronically tracked.

Almost 4,000 runners carried Texas Instruments Registration and Identification System – TIRIS™ – electronic devices on their race number placards.

Race data such as name, time and number used to take hours to manually compile and distribute. With TIRIS, results were tabulated in a matter of seconds and a diskette delivered to the newspapers in time for their early editions.

Winning the race to market with innovative products like TIRIS is keeping Texas Instruments ahead of the competition. Right here in Dallas. And all over the world.

Congratulations to the Runners of the Rock.





**JOIN US FOR
THE 25TH
ANNIVERSARY**



Tim Borck of Irving: "The Galloway Program gave me lots of good people to train with. I'm recommending it to several of my co-workers. Hey, at my size I'm never going to win one of these things, but I'm definitely planning on running The Rock next year."

**RUNNING
ON
DECEMBER 4, 1994**



Perennial Rocker Harry Cordellos of San Francisco, gets a finishers hug from Maria Johnston, one of his many Dallas friends: "The race was excellent as usual. For the 25th Running, I suggest bringing back the bands along the course and playing the National Anthem at the start."



Claudia Plasencia Ferrer: "I'm from Mexico City. This is my second marathon and I really enjoyed it. A little pain at the 20th mile, but it's part of the job. I really like the course—it's beautiful. The weather was great, your organization is very good and lunch here is O.K. I'm going to tell that in my hometown, you can bet it. Oh! I also like your city."

DALLAS WHITE ROCK MARATHON

MALE AGE GROUP 40-44

Age Group	Overall	Bib	Age	State	Time	Pace	Age Group	Overall	Bib	Age	State	Time	Pace
365	1905	1837	45	KS	4:41:03	10:43	190	1877	785	46	TX	4:32:00	7:19
366	1906	1848	45	LA	4:41:03	10:43	191	1889	2721	47	TX	4:32:00	7:19
367	1907	194	42	TX	4:41:06	10:43	192	1897	2721	47	TX	4:32:00	7:19
368	1908	3091	43	TX	4:41:11	10:43	193	1905	988	46	KS	4:32:02	7:19
369	1924	2987	41	TX	4:42:18	10:46	194	1908	553	47	TX	4:32:51	7:20
370	1925	1551	42	TX	4:42:43	10:47	195	1911	1067	46	TX	4:32:58	7:20
371	1927	2282	41	TX	4:43:06	10:48	196	1918	1378	46	TX	4:32:58	7:20
372	1928	2706	43	TX	4:43:14	10:48	197	1927	1411	46	TX	4:32:58	7:20
373	1930	2181	42	CA	4:43:21	10:49	198	1935	1115	40	TX	4:32:58	7:20
374	1940	1087	41	TX	4:43:16	10:49	199	1941	150	204	TX	4:32:58	7:20
375	1942	1611	43	TX	4:43:19	10:49	200	1945	1327	46	TX	4:32:58	7:20
376	1943	2384	41	TX	4:43:19	10:49	201	1948	1378	46	TX	4:32:58	7:20
377	1945	3059	41	TX	4:43:19	10:49	202	1951	1378	46	TX	4:32:58	7:20
378	1946	302	42	CA	4:43:21	10:49	203	1954	1378	46	TX	4:32:58	7:20
379	1947	2489	43	TX	4:43:21	10:49	204	1957	1378	46	TX	4:32:58	7:20
380	1948	1792	41	OK	4:43:27	10:51	205	1960	1378	46	TX	4:32:58	7:20
381	1949	2774	43	TX	4:43:31	10:51	206	1963	1378	46	TX	4:32:58	7:20
382	1954	1686	41	TX	4:43:38	10:52	207	1966	1378	46	TX	4:32:58	7:20
383	1957	2477	43	TX	4:43:40	10:52	208	1969	1378	46	TX	4:32:58	7:20
384	1960	2979	43	TX	4:43:40	10:52	209	1972	1378	46	TX	4:32:58	7:20
385	1963	3017	43	TX	4:43:43	10:52	210	1975	1378	46	TX	4:32:58	7:20
386	1970	1476	40	TX	4:43:43	10:52	211	1978	1378	46	TX	4:32:58	7:20
387	1965	1507	42	TX	4:43:43	10:52	212	1981	1378	46	TX	4:32:58	7:20
388	1971	1251	41	KS	4:43:43	10:52	213	1984	1378	46	TX	4:32:58	7:20
389	1966	2060	42	TX	4:43:43	10:52	214	1987	1378	46	TX	4:32:58	7:20
390	1967	155	41	OK	4:43:43	10:52	215	1990	1378	46	TX	4:32:58	7:20
391	1969	1323	41	TX	4:43:43	10:52	216	1993	1378	46	TX	4:32:58	7:20
392	2011	317	41	TX	4:43:43	10:52	217	1996	1378	46	TX	4:32:58	7:20
393	2016	1251	41	KS	4:43:43	10:52	218	1999	1378	46	TX	4:32:58	7:20
394	2017	1329	41	TX	4:43:43	10:52	219	2002	1378	46	TX	4:32:58	7:20
395	2028	1051	41	TX	4:43:43	10:52	220	2005	1378	46	TX	4:32:58	7:20
396	2035	1361	42	TX	4:43:43	10:52	221	2008	1378	46	TX	4:32:58	7:20
397	2036	3267	41	TX	4:43:43	10:52	222	2011	1378	46	TX	4:32:58	7:20
398	2039	2817	41	TX	4:43:43	10:52	223	2014	1378	46	TX	4:32:58	7:20
399	2041	2941	41	TX	4:43:43	10:52	224	2017	1378	46	TX	4:32:58	7:20
400	2051	931	41	TX	4:43:43	10:52	225	2020	1378	46	TX	4:32:58	7:20
401	2056	2151	41	TX	4:43:43	10:52	226	2023	1378	46	TX	4:32:58	7:20
402	2058	353	41	TX	4:43:43	10:52	227	2026	1378	46	TX	4:32:58	7:20
403	2059	980	41	TX	4:43:43	10:52	228	2029	1378	46	TX	4:32:58	7:20
404	2062	2925	41	TX	4:43:43	10:52	229	2032	1378	46	TX	4:32:58	7:20
405	2063	1734	41	TX	4:43:43	10:52	230	2035	1378	46	TX	4:32:58	7:20
406	2066	2626	41	TX	4:43:43	10:52	231	2038	1378	46	TX	4:32:58	7:20
407	2067	2494	41	TX	4:43:43	10:52	232	2041	1378	46	TX	4:32:58	7:20
408	2068	1893	41	TX	4:43:43	10:52	233	2044	1378	46	TX	4:32:58	7:20
409	2072	1505	41	TX	4:43:43	10:52	234	2047	1378	46	TX	4:32:58	7:20
410	2076	2575	41	TX	4:43:43	10:52	235	2050	1378	46	TX	4:32:58	7:20
411	2081	3669	41	TX	4:43:43	10:52	236	2053	1378	46	TX	4:32:58	7:20
412	2085	3450	41	TX	4:43:43	10:52	237	2056	1378	46	TX	4:32:58	7:20
413	2091	2581	41	TX	4:43:43	10:52	238	2059	1378	46	TX	4:32:58	7:20
414	2111	1011	41	OR	4:43:43	10:52	239	2062	1378	46	TX	4:32:58	7:20
415	2115	1411	41	TX	4:43:43	10:52	240	2065	1378	46	TX	4:32:58	7:20
416	2128	114	41	TX	4:43:43	10:52	241	2068	1378	46	TX	4:32:58	7:20
417	2125	266	41	TX	4:43:43	10:52	242	2071	1378	46	TX	4:32:58	7:20
418	2126	2432	41	TX	4:43:43	10:52	243	2074	1378	46	TX	4:32:58	7:20
419	2146	292	41	AR	4:43:43	10:52	244	2077	1378	46	TX	4:32:58	7:20
420	2144	2638	41	TX	4:43:43	10:52	245	2080	1378	46	TX	4:32:58	7:20
421	2141	3060	41	TX	4:43:43	10:52	246	2083	1378	46	TX	4:32:58	7:20
422	2145	2718	41	TX	4:43:43	10:52	247	2086	1378	46	TX	4:32:58	7:20
423	2156	414	41	TX	4:43:43	10:52	248	2089	1378	46	TX	4:32:58	7:20
424	2162	2180	41	TX	4:43:43	10:52	249	2092	1378	46	TX	4:32:58	7:20
425	2166	2019	41	TX	4:43:43	10:52	250	2095	1378	46	TX	4:32:58	7:20
426	2177	170	41	TX	4:43:43	10:52	251	2098	1378	46	TX	4:32:58	7:20
427	2192	831	41	OK	4:43:43	10:52	252	2101	1378	46	TX	4:32:58	7:20
428	2194	229	41	TX	4:43:43	10:52	253	2104	1378	46	TX	4:32:58	7:20
429	2199	1092	41	TX	4:43:43	10:52	254	2107	1378	46	TX	4:32:58	7:20
430	2201	1626	41	TX	4:43:43	10:52	255	2110	1378	46	TX	4:32:58	7:20
431	2206	3269	41	TX	4:43:43	10:52	256	2113	1378	46	TX	4:32:58	7:20
432	2207	376	41	TX	4:43:43	10:52	257	2116	1378	46	TX	4:32:58	7:20
433	2209	3125	41	TX	4:43:43	10:52	258	2119	1378	46	TX	4:32:58	7:20
434	2215	1261	41	TX	4:43:43	10:52	259	2122	1378	46	TX	4:32:58	7:20
435	2217	1263	41	TX	4:43:43	10:52	260	2125	1378	46	TX	4:32:58	7:20
436	2225	3358	41	TX	4:43:43	10:52	261	2128	1378	46	TX	4:32:58	7:20
437	2226	251	41	TX	4:43:43	10:52	262	2131	1378	46	TX	4:32:58	7:20

MALE AGE GROUP 45-49

Age Group	Overall	Bib	Age	State	Time	Pace	Age Group	Overall	Bib	Age	State	Time	Pace
1	27	86	45	OH	2:39:55.7	6:27	137	1034	373	46	TX	3:50:29.9	8:48
2	52	2048	45	TX	2:40:13.7	6:27	138	1039	2671	46	TX	3:50:29.9	8:48
3	46	36	45	TX	2:41:00.0	6:34	139	1044	1045	46	TX	3:50:29.9	8:48
4	77	47	46	TX	2:41:00.0	6:34	140	1049	1050	46	TX	3:50:29.9	8:48
5	84	378	46	TX	2:45:42.7	6:42	141	1054	121	45	TX	3:51:29.0	8:50
6	105	3548	46	TX	2:57:29.9	6:46	142	1061	2403	46	TX	3:51:47.2	8:51
7	108	2027	46	TX	2:57:29.9	6:46	143	1068	2639	46	TX	3:52:03.6	8:51
8	117	865	46	TX	2:58:00.0	6:50	144	1073	2139	46	TX	3:52:03.6	8:51
9	135	3065	46	TX	2:59:58.1	6:52	145	1080	2399	46	TX	3:52:43.0	8:53
10	137	2664	46	TX	3:00:13.7	6:53	146	1087	1991	46	TX	3:53:03.9	8:53
11	171	1411	46	TX	3:01:13.0	6:55	147	1098	2105	46	TX	3:53:15.1	8:54
12	150	1131	46	TX	3:01:17.7	6:55	148						

Age Group	Overall	Bib	Name	Age	State	Time	Pace
Place <td>Place <td>No. <td>No. <td></td> <td></td> <td></td> <td></td> </td></td></td>	Place <td>No. <td>No. <td></td> <td></td> <td></td> <td></td> </td></td>	No. <td>No. <td></td> <td></td> <td></td> <td></td> </td>	No. <td></td> <td></td> <td></td> <td></td>				
328	2201	2310	John Naughton	17	TX	5:47:38.1	13:16
329	2210	670	William J. McArthur	47	TX	5:50:33.7	13:22
330	2219	2016	R. J. Hagood	45	TX	6:01:47.0	13:48

MALE AGE GROUP 50-54

Age Group	Overall	Bib	Name	Age	State	Time	Pace	
1	121	2925	F. C. Sanford	51	TX	3:59:22.4	6:51	
2	124	964	Tom W. Norman	53	TX	3:59:30.1	6:51	
3	131	53	Bob Beckman	53	TX	3:59:51.8	6:52	
4	133	51	Wayne Jones	51	TX	3:59:52.1	6:52	
5	182	1006	Ed Laughland	50	TX	4:02:25.7	7:01	
6	199	1825	Richard Teitz	51	TX	4:07:27.8	7:09	
7	215	1485	Nick Meyer	MO	TX	4:08:58.8	7:13	
8	216	2537	Joe Wolff	51	MO	4:09:00.8	7:13	
9	270	2120	Fernando Garcia	50	MO	4:12:49.7	7:21	
10	292	2463	Ramon Maldonado	53	MO	4:14:16.1	7:25	
11	297	1329	Doug Galpin	51	TX	4:14:30.2	7:25	
12	327	2994	Ken Cummings	53	TX	4:22:05.4	7:31	
13	348	335	Sheldon Struback	51	TX	4:17:20.7	7:32	
14	379	1935	Dwayne R. Van Buren	52	TX	4:21:11.1	7:36	
15	416	2177	Dan Ayala	50	TX	4:31:08.3	7:40	
16	422	287	Ray DeBrett	53	OH	4:31:42.0	7:42	
17	426	146	Jack R. Bianchi	51	CA	4:32:05.2	7:43	
18	435	589	Larry Pitt	53	LA	4:32:24.4	7:43	
19	451	1808	Jerry Duseib	54	TX	4:32:51.0	7:45	
20	465	6259	Egon Luederstrand	53	GER	4:32:56.4	7:47	
21	467	2472	Leonel Perez	50	MO	4:32:55.3	7:47	
22	479	2605	Glen S. Lamm	54	OK	4:32:25.5	7:48	
23	467	2473	Sabado Garcia	50	MO	4:32:02.2	7:49	
24	500	789	Nevie H. Bell	52	OK	4:32:09.5	7:50	
25	511	2208	Nicholas J. Powers	52	OH	4:32:45.7	7:51	
26	525	1521	Charles A. Drollinger Sr.	50	MO	4:32:32.8	7:53	
27	532	2994	Rud Kania	53	NS	4:32:59.9	7:54	
28	543	882	John B. Williams	51	TX	4:32:34.7	7:55	
29	548	1190	Wilhe Hartell	53	TX	4:32:44.0	7:55	
30	550	944	Dan F. Bartell	51	AR	4:32:49.7	7:56	
31	555	1477	Keith A. Budick	52	TX	4:32:57.4	7:56	
32	570	2171	Hector De La Barrera	52	TX	4:32:58.8	7:56	
33	577	1843	Bill Powers	52	TX	4:32:06.4	7:59	
34	586	2543	Bob Niles	50	TX	4:32:37.1	8:00	
35	609	1166	Bill Blackburn	54	TX	4:32:52.8	8:00	
36	647	944	William W. Wilkison	50	TX	4:31:25.9	8:01	
37	658	659	Joseph P. Raguso	52	NS	4:32:49.8	8:07	
38	671	1950	Robbie E. Wolfham	51	AR	4:33:00.0	8:08	
39	675	1625	Paul A. Hernes	52	AR	4:33:17.5	8:08	
40	691	1471	Charles Hammon	50	TX	4:33:51.3	8:10	
41	692	702	Bob Parker	50	TX	4:33:55.5	8:10	
42	711	1416	Frank L. Moore	52	TX	4:33:20.1	8:11	
43	725	1840	Lance J. Gault	52	TX	4:35:07.8	8:12	
44	729	1169	Larry D. Bird	52	TX	4:35:09.2	8:14	
45	735	301	Mark A. Jones	50	OK	4:35:49.5	8:14	
46	738	2404	Carlos Herteranero	53	MO	4:36:04.0	8:15	
47	744	1067	Mirhaad Versa Jeldens	50	TX	4:36:39.5	8:15	
48	749	1983	Donald A. Bev	51	TX	4:36:39.5	8:16	
49	750	967	Bill Nolan	54	AR	4:36:48.2	8:16	
50	764	2235	Jack Johnson	53	TX	4:37:38.9	8:18	
51	774	776	John A. Keeve	54	MA	4:37:52.2	8:19	
52	775	1716	Donald W. Hinkman	54	TX	4:37:53.2	8:19	
53	779	1410	Dan W. DeHaven	52	TX	4:37:58.0	8:19	
54	781	1855	John W. Bailey	54	TX	4:38:00.1	8:19	
55	786	57	Ron King	51	TX	4:38:05.9	8:19	
56	806	101	Harley LeBout	52	TX	4:39:20.9	8:22	
57	818	635	Jim Morse	50	AR	4:39:50.1	8:23	
58	841	1232	Arthur D. Skilling	52	TX	4:41:42.7	8:27	
59	872	1780	Alex Abzhele	50	TX	4:42:35.5	8:30	
60	873	2165	Michael G. Brewer	51	TX	4:42:35.2	8:30	
61	906	1280	Terry L. Sheldon	52	TX	4:44:06.3	8:33	
62	907	2577	Ernest Castillo	53	TX	4:44:07.6	8:33	
63	924	1518	Dave Hendon	50	TX	4:45:13.2	8:35	
64	933	926	John P. Beomgier	51	KS	4:45:50.1	8:37	
65	949	713	Weldon E. Glas-Lem	50	TX	4:45:58.6	8:37	
66	951	1999	Larry C. White	52	TX	4:46:11.9	8:38	
67	962	1096	Carlos Barajas	53	MO	4:46:11.1	8:39	
68	1004	3298	Las C. Nelson	OK	51	TX	4:46:53.7	8:44
69	1010	2448	Ken Crouch	52	TX	4:46:16.4	8:45	
70	1018	3121	Robert Duzan	51	TX	4:49:32.1	8:45	
71	1024	2467	Fernando Garbhas	52	MO	4:49:55.0	8:46	
72	1044	1436	Jonny A. Davis	51	TX	4:50:53.6	8:49	
73	1061	1165	Bill Roger Sr.	54	TX	4:51:53.6	8:51	
74	1101	1373	Chis & Chandonia	52	TX	4:55:19.0	8:54	
75	1123	1183	Scott Alford	53	TX	4:55:50.2	8:55	
76	1132	2243	Richard Wells	50	TX	4:55:03.1	8:56	
77	1166	227	Garland Hall	52	TX	4:55:12.2	8:58	
78	1174	2965	Phillip Sherret	51	TX	4:55:12.2	8:58	
79	1184	3055	Joan Lanza	53	MO	4:55:42.4	9:00	
80	1194	1533	Garland Johnson	51	TX	4:55:53.5	9:00	
81	1225	132	Johnny G. Gardner	54	TX	4:56:59.4	9:02	
82	1228	1408	Fred Handberg	52	TX	4:56:58.8	9:03	
83	1239	1456	Ron Powell	51	TX	4:58:00.0	9:05	
84	1261	197	Wilson L. Moore	53	TX	4:58:01.7	9:05	
85	1265	911	Ronald F. Bev	50	TX	4:58:09.5	9:05	
86	1271	1081	Joe Nerdles	50	TX	4:58:46.4	9:07	
87	1301	329	Dave B. Hickman	54	TX	4:59:30.1	9:08	
88	1321	825	Al Bierman	50	NM	4:59:55.7	9:09	
89	1351	1554	Richard McMillan	50	TX	4:59:54.3	9:11	
90	1351	2766	Ricardo Cabro	52	TX	4:59:45.9	9:11	
91	1353	2661	Ronald R. Rogers	52	TX	4:59:35.3	9:11	
92	1363	3338	Ron Finkle	51	OK	4:59:37.7	9:15	
93	1370	1063	Ros Mack Hill	51	TX	4:59:47.5	9:16	
94	1374	2722	Arturo Pena	52	MO	4:59:57.6	9:16	
95	1383	296	Jack I. Palmer	53	MD	4:59:17.2	9:17	
96	1399	2900	Tom Caseri	50	TX	4:59:48.1	9:19	
97	1409	1630	Tom Eaman	52	TX	4:59:50.1	9:19	
98	1406	698	Ronald Triggs	52	TX	4:59:29.9	9:20	
99	1409	1973	Charles Watt	50	OK	4:59:41.9	9:20	
100	1419	307	F. Stanley Hall	52	MO	4:59:31.1	9:22	
101	1454	1251	John Rock	50	TX	4:59:03.7	9:28	
102	1464	1703	Ken McEachern	52	TX	4:58:34.7	9:29	
103	1483	2186	Sigurd Angel Sandoz	53	MO	4:59:31.5	9:31	
104	1498	573	Charles F. Walker	51	TX	4:10:17.2	9:33	
105	1513	1353	Larry W. Coss	52	AR	4:11:29.1	9:36	
106	1531	2632	Ronald Blase	51	TX	4:12:24.9	9:38	
107	1534	1890	Vivian Hegemann	53	TX	4:12:51.9	9:39	
108	1545	2566	Dan Roth	54	TX	4:13:35.7	9:40	
109	1549	730	Robert Loay	52	TX	4:13:54.8	9:41	
110	1559	2014	Bill Schuele	50	TX	4:14:48.5	9:43	
111	1564	313	Mike Freed	52	AR	4:15:02.4	9:44	
112	1566	420	Ted Johnson	52	OK	4:15:15.2	9:44	
113	1568	2707	John Gull	50	TX	4:15:13.1	9:44	
114	1578	619	Ed Joyce	54	TX	4:17:30.5	9:45	
115	1607	2909	Sabado Fernandez	54	MO	4:17:20.9	9:49	
116	1608	225	Gerald T. Grek	53	TX	4:17:33.2	9:50	
117	1619	313	Garbon M. Bares	53	LA	4:17:37.3	9:50	
118	1624	1965	Mike Randolph	50	TX	4:18:22.0	9:51	
119	1627	986	P. O'By	54	TX	4:18:27.3	9:52	
120	1634	171	Eduardo Olivares	52	MO	4:18:37.3	9:53	
121	1663	180	Walter J. Wynn	53	TX	4:20:37.7	9:56	
122	1669	2189	Isobah S. O'Brien	51	TX	4:20:15.2	9:57	
123	1674	432	Mrs. Fogarty	54	TX	4:20:57.6	9:57	
124	1693	2214	Eddie Strohmer	51	TX	4:22:29.0	10:01	
125	1696	549	Tom Pearson	50	TX	4:22:32.0	10:01	
126	1708	1222	Jalio Galvan	51	TX	4:23:21.4	10:03	

Age Group	Overall	Bib	Name	Age	State	Time	Pace
127	1731	1648	David Nordlopp	53	TX	4:24:13.3	10:06
128	1738	1186	Bern Barkley	51	TX	4:25:09.7	10:07
129	1750	3043	Mario Lopez-Dominguez	52	MO	4:25:10.1	10:07
130	1754	720	James M. Hoagland	51	TX	4:25:15.1	10:08
131	1761	1923	Rod H. Myers	52	TX	4:26:33.1	10:10
132	1771	1992	Bruce D. Ritter	50	NM	4:27:18.0	10:12
133	1784	967	Harris Lundgaard	54	OK	4:28:12.3	10:14
134	1786	1159	Bert Jones	53	LA	4:29:30.2	10:17
135	1801	1161	Duane Mathes	50	TX	4:29:15.3	10:19
136	1804	2713	Ramon A. Oaxaca	51	TX	4:30:25.5	10:19
137	1808	1382	Bill Harrison	54	TX	4:30:56.1	10:20
138	1816	3005	Richard F. Herrick	50	TX	4:32:02.9	10:23
139	1836	2111					



Cowabunga, dude. A pair of satisfied customers get that warm fuzzy feeling in their smart new 1993 Tyvek marathon jackets. Again this year the Rock Shop did a great job.



Picking up her trophy for winning the 45-49 division, in the 5K on Saturday, Gayla Bowen models her freebie Santa stocking cap before heading off to the Adolphus Christmas Parade.



Fast company: Charlotte and John West are all smiles sharing the stage with Joan Benoit Samuelson at the Award for Excellence banquet.



He's baaaack. Sports writer Robert Vernon returned to Dallas just in time to model the latest in western "running" wear at the Luke's style show.



Charly Ann Dannis' debut performance stole the show from proud papa Chuck.



Most excellent: Representing her boss, Roger, and the Staubach Company, Elysia Holt highlights Joan's accomplishments as our 1993 Award for Excellence recipient.



Mr. Donut, Mike Rouse, peers over the shoulder of Ed Jackson at the Cross Country Club of Dallas information booth at the Sports Expo on Saturday.



"Hit it." As the video of his water-skiing plays on, blind athlete Harry Cordellos autographs his book No Limits at the expo. Also available in Braille.



Fast Woman. Triathlete model Ann Dannis slowed down long enough to make a real fashion statement on Saturday night. But she was upstaged by her daughter and a teddy bear.



Joe and Barbara Zimmerman's smiles say it all as he receives a scale model of the famous Johnny Kelley statue commemorating his 15 years of service to the Dallas White Rock Marathon.



He's baaaack. Uly Vlamides, "Mr. Dallas Marathon," has run all 24 White Rock Marathons. Eat your heart out, Johnny Kelley.



Convex Comedy Club welcomes George Bier, Convex's own Beast of the East.



They're baaaack. Bob Heckman and Wayne Jones both broke three hours in their Dallas racing re-debut.



Our hero. Andres Espinosa (right) first came to Dallas in 1988 on a Greyhound bus and became our champion. This year he could pick up board member/translator Cipriano Munoz (left) in his new Mercedes Benz, which he won at the 1993 New York City Marathon. The Dallas running community is so proud of Andres.




His back. Samuel Lopez celebrates the Dallas finish line experience. The cheering crowd, The Rock banner framed in blue sky, the site of Reunion Tower beyond. A "good" time on the Seiko clock. The conclusion of a race well run. For Samuel the added bonus of \$2,500 won by his 2nd-place finish.



Ramiro Martinez, second from left, became the star of this Mexican entourage, when he won the 70+ division with a 3:47:44.



"You ran how far, Dad?" Trevor Fieldsend of Stillwater, Oklahoma, and son picked up a nifty \$500 for Christmas as Trevor finished 6th overall.



Beamin' Beeman. 2nd-place masters finisher Barbara Beeman is ear-to-ear teeth at the awards ceremony.



Quick cash. Dave Wilson makes a quick grab for wife Phyllis' prize money from Master Speedster Laurie Schulman at the awards ceremony. Phyllis finished 3rd in the masters division.



Amy Key finishes her 2nd DWRM en route to her goal of 3 before age 30. "My new job left little time to train, but I still did it. Support from friends and family along the course really helps."

FEMALE AGE GROUP 1-19

Age Group	Overall	Bib	Name	Age	State	Time	Pace
1	246	625	Karla Cummings	19	TX	4:07:24.5	9:26
2	561	909	Allison Henderson	19	TX	4:29:15.3	10:16
3	458	1010	Stephanie Gibbs	16	TX	4:49:45.3	9:31
4	495	1088	Courtney Kelly	17	TX	5:05:47.4	11:40
5	496	1336	Michelle Barrett	16	TX	5:05:47.5	11:40
6	523	830	Naomi J. Bates	18	TX	5:11:11.0	12:01
7	561	1280	Elaine Kim	16	TX	5:44:08.2	13:08

FEMALE AGE GROUP 20-24

Age Group	Overall	Bib	Name	Age	State	Time	Pace
1	43	422	Sally A. Lanier	23	LA	3:27:22.8	7:55
2	62	3509	Anne Rowler	21	TX	3:33:24.4	8:06
3	90	3226	Jin Nob	23	TX	3:39:53.9	8:23
4	99	1828	Claudia Schmetzinger	23	TX	3:41:44.4	8:29
5	110	64	Julie Pinkerton	24	OK	3:45:39.1	8:32
6	111	700	Christi Wilcox	21	TX	3:45:47.6	8:32
7	116	830	Jill S. Cederholm	23	TX	3:44:32.7	8:34
8	121	2871	Kimberly Frank	22	TX	3:44:59.0	8:35
9	140	1337	Jennifer A. White	24	TX	3:49:23.1	8:45
10	144	710	Wendy D. Petty	23	TX	3:49:58.8	8:46
11	148	1723	Tara Lynn Reynolds	23	TX	3:49:57.0	8:46
12	165	1965	Dawn Rabey	23	TX	3:55:19.6	8:54
13	195	1758	Suzannah Feux	24	TX	3:57:27.1	9:03
14	226	3515	Nikki Conrad	21	TX	4:02:52.7	9:16
15	230	1506	Katie Porter	22	TX	4:03:37.7	9:18
16	232	821	Juli L. Silvernath	24	KS	4:04:07.0	9:19
17	306	2498	Diana Willis	24	AR	4:18:07.7	9:51
18	307	618	Mwez A. Okano	22	TX	4:18:19.1	9:51
19	326	2906	Molly L. Elzstein	21	TX	4:22:41.1	10:01
20	361	580	Janessa Bernejs	20	TX	4:30:15.3	10:16
21	381	1403	Erisen E. Bech	21	TX	4:35:48.2	10:27
22	396	615	Megumi K. Okano	20	TX	4:37:21.7	10:35
23	418	2539	Jill Robison	24	TX	4:42:58.2	10:48
24	447	1558	Allan Russell	24	TX	4:51:27.7	11:07
25	448	1557	Benny Russell	22	TX	4:51:28.6	11:07
26	483	2925	Nastassja J. Thompson	23	TX	4:53:30.4	11:13
27	488	1542	Lynn Baker	23	TX	4:54:47.1	11:37
28	501	2026	Lynn Adams	22	TX	5:08:19.8	11:46
29	530	1086	Amy C. Bruns	24	TX	5:17:29.7	12:07
30	534	2274	Anna S. Humber	22	TX	5:20:38.1	12:14
31	546	539	Katherine L. Burford	24	TX	5:25:29.9	12:23
32	549	2728	Dawn Zuner	24	TX	5:30:44.6	12:37
33	566	2865	Mary-Jac Waterspoon	20	TX	5:47:11.9	13:15

FEMALE AGE GROUP 25-29

Age Group	Overall	Bib	Name	Age	State	Time	Pace
0	1	4	Sonia Betancourt	25	MEX	2:39:23.3	6:05
1	4	29	Kimberly Webb	29	CAN	2:43:05.5	6:13
2	5	28	Lisa Presedo	28	LA	2:44:06.1	6:16
3	18	98	Ruth Jaline	28	TX	2:50:51.6	6:47
4	20	388	Claudia Williams	28	MO	3:03:36.2	7:05
5	26	2467	Christy D. Hillgers	25	KS	3:07:59.2	7:32
6	28	3977	Guadalupe Gomez	26	MEX	3:16:59.5	7:53
7	41	811	Louise Landry	27	LA	3:20:25.7	8:02
8	48	339	Henry S. McHenry	26	TX	3:25:32.4	8:06
9	64	3055	Berkley Cooper	28	TX	3:35:32.4	8:17
10	78	3279	Betty Hinojosa	28	TX	3:36:58.7	8:17
11	87	3985	Erin M. Vorhoff	27	NC	3:38:41.9	8:21
12	94	1766	Riki Suppiger	29	TX	3:40:48.8	8:26
13	98	2542	Lenita M. Haesthank	26	KS	3:43:54.7	8:39
14	114	1683	Libby Williams	24	TX	3:44:07.1	8:39
15	124	2257	Miriam Beck	25	TX	3:46:00.4	8:37
16	131	123	Sandra L. Thomas	28	TX	3:47:18.3	8:40
17	135	2349	Kathy Zerkow	28	TX	3:46:34.5	8:45
18	153	2542	Monica Richardson	28	TX	3:49:05.5	8:44
19	159	3290	Erica Clark	25	TX	3:49:24.3	8:45
20	142	1527	Karen Fair	29	TX	3:49:46.2	8:46
21	163	2548	Anne W. Thomas	29	TX	3:53:04.5	8:55
22	167	1725	Raj Jankar	27	TX	3:53:31.3	8:54
23	168	2310	Alana C. DeCaraburg	28	TX	3:53:22.2	8:54
24	170	1979	Veronica Ceresa	28	TX	3:53:30.7	8:54
25	178	722	Sandra Fischer	29	TX	3:54:50.3	8:57
26	184	2132	Sherry Conner	29	TX	3:55:17.7	8:59
27	201	211	Jennifer J. Anderson	29	KS	3:56:35.0	9:06
28	216	2528	Stephanie Smith	29	TX	4:00:05.5	9:20
29	243	1972	Sharon Hennerer	27	TX	4:06:59.7	9:25
30	260	2433	Nancy Halferty	26	KS	4:09:52.1	9:31
31	266	2634	Victoria Edmondson	27	TX	4:10:20.9	9:33
32	270	2586	Holly M. Evans	29	TX	4:11:46.2	9:36
33	272	2192	Suzanne Richardson	28	TX	4:11:50.1	9:36
34	282	1340	Rimberly Douglas	28	TX	4:14:20.3	9:42
35	291	2380	Lynne O'Glee	25	TX	4:15:57.9	9:46
36	298	2577	Theresa Graham	27	TX	4:16:59.1	9:46
37	305	2102	Alison C. Longbottom	28	TX	4:18:08.8	9:51
38	309	894	Vera Derrigo	28	TX	4:18:54.7	9:53
39	311	1665	Alice Gallardo	29	TX	4:19:08.8	9:53
40	330	2879	Kristin Harding	25	TX	4:23:33.5	10:03
41	351	2272	Tina Allison	25	TX	4:23:37.4	10:03
42	354	436	Linda R. Ducharme	29	LA	4:24:19.9	10:05
43	351	369	Christy Freeman	29	TX	4:27:48.4	10:13
44	363	977	Regan Kudachia	28	TX	4:29:55.9	10:17
45	365	1422	Cynthia Cuber	27	TX	4:30:51.7	10:19
46	389	891	Kim R. Knight	25	TX	4:35:17.8	10:30
47	394	208	Regina Drabem	27	TX	4:36:22.7	10:33
48	398	2249	Monica Frazier	27	TX	4:36:50.9	10:38
49	404	557	Debbi Wolfe	26	TX	4:39:46.8	10:40
50	422	252	Jennifer G. Fels	28	MO	4:44:13.5	10:51
51	433	2512	Karla A. Sanders	27	OK	4:48:13.2	10:50
52	440	1359	Margaret M. Douglas	27	OK	4:50:22.5	11:03
53	444	100	Amy Key	28	TX	4:50:55.1	11:06
54	445	627	Leslie Taylor	29	AR	4:51:04.7	11:06
55	461	253	Shannon R. Betts	25	MS	4:55:16.5	11:16
56	464	2511	Carric Dawn Walner	29	OK	4:56:48.7	11:19
57	470	836	Cindy A. Elias	27	OK	4:59:06.0	11:25
58	471	1973	Bonnie Ledwith	29	TX	4:59:28.7	11:25
59	477	2845	Dorcas Annino	28	TX	5:01:14.7	11:30
60	485	3258	Carrie Redmond	26	TX	5:04:44.1	11:55
61	487	2372	Angela Park	25	TX	5:04:25.8	11:53
62	493	3099	Melanie Young	26	TX	5:05:01.4	11:58
63	509	3511	Amy Richards	27	TX	5:11:14.8	12:13
64	514	2344	Alison Flanagan	29	TX	5:12:00.5	12:15
65	519	2538	Kelly Cunningham	28	TX	5:12:35.8	12:17
66	524	157	Brenda K. Snook	29	TX	5:15:17.2	12:02
67	525	1467	Melissa K. McPhail	27	KS	5:15:56.0	12:03
68	531	1681	Julie C. Sunderdand	27	MO	5:17:44.9	12:07
69	536	2604	Diana L. Dickey	29	MO	5:22:04.6	12:17
70	547	3229	Robyn Smith	29	TX	5:27:21.8	12:29
71	548	3231	Janet Resnik	29	TX	5:28:32.9	12:32
72	550	1213	Chris R. Bodenbaugh	28	TX	5:30:57.7	12:38
73	554	3057	Diana Fraga	28	TX	5:36:02.5	12:49
74	571	222	Lauren Meneses	25	TX	6:05:22.0	13:56



Fleet feet. Former DWRM winner Lisa Presedo tries to gain some ground on Canadian Kim Webb.

FEMALE AGE GROUP 30-34

Age Group	Overall	Bib	Name	Age	State	Time	Pace
0	2	22	Maria Trujillo	34	CA	2:41:18.2	6:59
1	5	103	Rosi Erickson	31	NE	2:45:15.8	7:11
2	6	26	Chae-Hye Park	31	NC	2:46:45.7	7:21
3	7	3011	Lauren Valenzuela	31	TX	2:52:58.4	7:36
4	11	34	Lisa Mordick	33	NJ	2:56:12.0	7:48
5	13	616	Kristi Anderson	30	CO	3:00:04.4	8:03
6	15	111	Lauren Stanfield	35	TX	3:01:38.4	8:06
7	16	205	Christine E. Larson	33	TX	3:02:48.2	8:10
8	19	85	Carolyn Dierich	32	TX	3:11:15.5	8:18
9	25	113	Tamara H. Lutz	34	TX	3:17:07.9	8:32
10	27	1762	Rachel Blythe	35	KS	3:16:43.3	8:32
11	31	213	Lea Bass	30	TX	3:19:14.1	8:38
12	31	2291	Nancy J. Schmidt	34	PA	3:20:06.2	8:38
13	35	1682	Frances Desiderio	31	TX	3:25:15.9	8:50
14	37	2591	Suzanne M. Richard	30	TX	3:25:51.5	8:50
15	37	2374	Rimberly L. Lively	31	OK	3:26:15.7	8:52
16	41	1983	Alice Pruitt	34	TX	3:28:45.2	9:04
17	45	1453	Kathy Gaughan	32	TX	3:27:48.2	9:06
18	46	71	Lillian M. Hansen	33	TX	3:27:56.9	9:06
19	47	1921	Sherri Osborne-Laurence	30	TX	3:28:04.3	9:06
20	47	1058	Sharon M. Mercer	30	AR	3:28:34.5	9:07
21	51	213	Trina E. Brock	32	TX	3:31:14.1	9:14
22	52	1403	Lori R. Tracy	32	TX	3:28:45.2	9:06
23	57	1363	Janis Kentjenka	30	TX	3:30:05.6	9:10</



Three's a charm. Lisa Edwins, Kim Knightstep and Pamela Harned kick up their heels on the east side of the lake.

Age Group	Overall	Bib	Place	No.	Name	Age	State	Time	Pace
66	292	1406	66	292	Gail Strickland	39	TX	4:09:30.0	9:31
67	258	546	67	258	Cheryl A. Callaway	56	OK	4:10:49.5	9:34
68	271	2725	68	271	Kathy Midden	35	TX	4:11:49.3	9:36
69	274	2076	69	274	Barbara J. Eden	35	OK	4:11:58.1	9:37
70	283	3359	70	283	Elaine Crowley	35	TX	4:14:25.5	9:42
71	284	756	71	284	Nancy Flanders	37	TX	4:14:34.8	9:43
72	295	1014	72	295	Karen Elkins-Hirsch	39	TX	4:16:32.7	9:47
73	300	2111	73	300	Rozan Andersen	37	TX	4:17:15.5	9:49
74	301	2133	74	301	Debbie Semmer	35	TX	4:17:28.4	9:49
75	302	808	75	302	Cheryl S. Alder	38	TX	4:17:42.8	9:50
76	308	2567	76	308	Vivian Wolfson	36	TX	4:18:49.2	9:52
77	317	1515	77	317	Roseanne Cimera	37	TX	4:20:54.0	9:56
78	320	91	78	320	Debye Yador	38	TX	4:20:46.7	9:57
79	322	1197	79	322	Audrey Sheera	38	TX	4:21:16.9	9:58
80	323	2113	80	323	Kathy L. Wells	37	TX	4:22:03.7	10:00
81	324	2762	81	324	Jean Kerr	39	TX	4:22:06.4	10:00
82	328	1924	82	328	Tammie J. Amasaugh	36	TX	4:23:08.4	10:02
83	333	669	83	333	Nancy Schneider	37	TX	4:23:48.2	10:04
84	336	2899	84	336	Laura Frye-Myers	36	TX	4:24:25.6	10:05
85	337	1110	85	337	Annamarie Szaloki	37	TX	4:24:58.1	10:06
86	339	1092	86	339	Cookie Wendt	36	TX	4:25:17.6	10:07
87	342	1163	87	342	E. Jendrey	38	TX	4:26:16.2	10:09
88	340	686	88	340	Sara Mendelsohn	35	AR	4:27:54.9	10:12
89	347	1540	89	347	Annette Pukon	36	TX	4:28:19.9	10:14
90	358	1718	90	358	Beverly Springfellow	36	TX	4:28:40.3	10:15
91	360	2136	91	360	Marjorie Miller	37	TX	4:28:47.2	10:15
92	370	1313	92	370	Terril J. Waters	37	TX	4:31:57.8	10:22
93	371	901	93	371	Laura Cannon	37	CO	4:32:06.9	10:23
94	375	1427	94	375	Deborah S. Seay	38	TX	4:32:17.5	10:23
95	376	2195	95	376	Martha Pierce	36	TX	4:32:29.8	10:24
96	377	2328	96	377	Jeanne Chop	35	TX	4:32:44.0	10:24
97	379	2402	97	379	Jody Gustafson	36	TX	4:32:50.0	10:25
98	380	2114	98	380	Beatriz Dominguez	39	MEX	4:33:16.8	10:25
99	386	505	99	386	Janel Biah	35	KS	4:34:36.1	10:29
100	388	2554	100	388	Lydla Hogue	38	TX	4:35:14.6	10:30
101	392	1913	101	392	Suzanna M. Fay	35	OK	4:36:10.1	10:32
102	395	1978	102	395	Lane W. Robson	36	TX	4:37:10.8	10:34
103	399	547	103	399	Lindl Loy Boyer	35	TX	4:38:24.4	10:38
104	402	1056	104	402	Anne Nolan	35	TX	4:39:18.8	10:39
105	409	2532	105	409	Patty Bendley	35	TX	4:40:38.1	10:42
106	425	2024	106	425	Wendy McKnight	35	TX	4:44:32.8	10:52
107	424	3280	107	424	Mary P. Schick	35	TX	4:44:53.4	10:52
108	425	3208	108	425	Dana B. Farley	39	TX	4:45:05.8	10:53
109	428	1074	109	428	Patty Forsyth	38	TX	4:46:18.7	10:55
110	430	862	110	430	Janet G. Whitlock	36	TX	4:46:28.1	10:56
111	436	956	111	436	Erin Hill	39	TX	4:46:38.2	10:57
112	437	1271	112	437	Paula Brewer	36	TX	4:47:16.5	10:58
113	454	2053	113	454	Darlene Arena	37	TX	4:48:17.5	11:00
114	459	2075	114	459	Kari K. Orinwell	36	NC	4:50:05.5	11:04
115	441	2536	115	441	Julie Vaneck	38	TX	4:50:29.8	11:05
116	449	1130	116	449	Debbie Payne	39	TX	4:51:39.2	11:07
117	450	2212	117	450	Margaret A. Vajdas	35	TX	4:51:52.3	11:08
118	451	1428	118	451	Cassandra F. Felton	39	TX	4:51:54.2	11:08
119	457	1041	119	457	Linda S. Dymat	38	TX	4:54:11.8	11:15
120	460	1133	120	460	Peggy L. Muncy	37	AR	4:54:51.1	11:14
121	472	1832	121	472	Connie Johnson	38	OK	4:59:37.5	11:26
122	476	1834	122	476	Donna M. Bruce	36	TX	5:01:00.1	11:29
123	481	959	123	481	Jane E. Lee	36	AR	5:02:05.9	11:31
124	489	1092	124	489	Kadrynn Stone	36	TX	5:04:48.1	11:38
125	502	1740	125	502	Marta K. Hendricks	39	TX	5:08:28.5	11:46
126	503	1424	126	503	Mary Ellen Sewage	37	TX	5:08:53.2	11:47
127	504	1261	127	504	Elizabeth S. Murphy	38	LA	5:09:05.0	11:47
128	506	1834	128	506	Alyce M. Meaur	38	KS	5:10:09.0	11:50
129	507	1772	129	507	Ann T. Merson	38	MN	5:10:09.6	11:50
130	510	644	130	510	Cher A. Sandack	36	TX	5:11:24.5	11:53
131	511	805	131	511	Karen S. Schroth	36	TX	5:11:32.6	11:53
132	513	2838	132	513	Barbara Jochnasen	36	TX	5:12:10.4	11:55
133	516	657	133	516	Susan P. Boggs	37	OK	5:13:09.4	11:57
134	528	1502	134	528	Julie Altman	39	TX	5:17:06.4	12:06
135	531	801	135	531	Sherrie Ozman	36	TX	5:24:50.4	12:46
136	532	769	136	532	Alyce A. Mosley	35	AR	5:35:06.8	12:47
137	558	1717	137	558	Cathy Kay	37	TX	5:57:01.5	12:51
138	565	3006	138	565	Diane Noone	37	TX	5:46:18.1	13:13
139	564	335	139	564	Brenda A. Robinson	39	TX	5:46:53.6	13:13
140	567	193	140	567	Evelyn Reynolds	35	TX	5:52:01.5	13:26
141	570	2560	141	570	Lee Rallaback	35	TX	6:04:34.0	13:54
142	572	733	142	572	Rose Lynn Brodie	37	GA	6:10:16.0	14:07
143	573	2568	143	573	Berbie K. Hous	36	TX	6:13:06.0	14:14
144	573	2137	144	573	Debbie Blitzer	39	TX	6:17:46.0	14:23

† Boston Marathon Qualifiers

Age Group	Overall	Bib	Place	No.	Name	Age	State	Time	Pace
82	520	2594	82	520	Patty Staley	41	TX	5:13:36.0	11:58
83	522	2659	83	522	Claydy C. Schwartz	41	TX	5:14:48.4	12:01
84	520	3276	84	520	Debbie Bilan	41	OK	5:17:30.0	12:06
85	540	2440	85	540	Gini Christian	40	TX	5:22:53.9	12:19
86	569	3218	86	569	Viola Cabrera	43	TX	6:03:00.0	13:51
87	576	878	87	576	Gail W. Doctor	42	LA	7:01:50.0	16:06

FEMALE AGE GROUP 45-49

Age Group	Overall	Bib	Place	No.	Name	Age	State	Time	Pace
1	33	1994	1	33	Phyllis Wilson	47	TX	3:26:46.3	7:49
2	35	435	2	35	Hardee M. Schmidt	46	LA	3:28:23.9	7:58
3	94	966	3	94	Debbie Nolan	46	AR	3:38:23.1	8:20
4	100	1448	4	100	Judy Jackson	48	TX	3:41:57.3	8:28
5	135	2483	5	135	Sandy Boytim	48	TX	3:48:50.3	8:44
6	166	306	6	166	Mary B. Bryan	45	AL	3:53:08.8	8:54
7	185	720	7	185	Donna K. Sledge-Brown	46	KS	3:55:01.2	9:00
8	202	2148	8	202	Martha O'Loughlin	49	TX	3:58:40.7	9:06
9	209	2559	9	209	Mary Edlund	48	TX	3:59:55.9	9:06
10	217	1737	10	217	Cathryn H. McCain	48	AL	4:00:44.0	9:11
11	225	794	11	225	Betsy Penney	48	AR	4:02:32.1	9:16
12	235	205	12	235	Kathy M. Brown	46	OK	4:05:05.5	9:23
13	239	2205	13	239	Yolanda Zepeda	47	TX	4:11:36.8	9:36
14	278	2504	14	278	Yvonne Thompson	40	AR	4:15:02.0	9:39
15	280	2157	15	280	Lyn Huntley	48	TX	4:15:48.5	9:41
16	318	1805	16	318	Joyce Schaeffer	47	TX	4:20:38.1	9:57
17	321	201	17	321	Joan L. Clark	47	TX	4:20:52.4	9:57
18	329	2205	18	329	Percy Madison	49	NE	4:22:12.1	10:02
19	335	1587	19	335	Fara Russo	48	TX	4:24:17.2	10:05
20	341	1488	20	341	Janice M. Snyder	47	TX	4:24:12.8	10:09
21	344	2290	21	344	Ali V. Galarmino	45	PA	4:26:41.0	10:10
22	345	600	22	345	Mary J. Baguno	49	NY	4:26:49.2	10:11
23	359	3076	23	359	Carla Morris	43	OK	4:27:05.9	10:11
24	348	305	24	348	Bernad P. Rosenberg	46	TX	4:27:58.8	10:12
25	366	3299	25	366	Rhonda Carpenter	45	TX	4:30:53.2	10:20
26	373	641	26	373	Sharonette Wright	45	TX	4:32:15.4	10:23
27	382	1692	27	382	Darlene Basso	45	OK	4:34:14.0	10:28
28	399	3076	28	399	Yolanda Zepeda	47	TX	4:40:08.6	10:42
29	414	1618	29	414	Key Magistro	45	KS	4:41:51.6	10:45
30	416	2823	30	416	Cheryl McCally	46	TX	4:42:40.5	10:47
31	421	1830	31	421	Bonnie A. McElearney	45	TX	4:44:02.8	10:50
32	443	1459	32	443	Christine Morswaki	48	TX	4:50:16.1	11:05
33	452	197	33	452	Larry Dobbs	48	OK	4:52:25.9	11:10
34	458	2761	34	458	Karen Laeck	45	TX	4:54:17.9	11:14
35	459	142	35	459	Jean A. Hall	47	TX	4:54:25.5	11:14
36	474	2264	36	474	Olga Smith	47	OK	5:00:59.8	11:28
37	480	2599	37	480	Joanne N. Rafferty	45	TX	5:01:46.2	11:31
38	493	2541	38	493	Judy Barlow	49	TX	5:05:17.7	11:38
39	494	308	39	494	Bertie James	46	OK	5:05:42.5	11:40
40	521	3307	40	521	Eileen Kneep	48	TX	5:14:32.0	12:00
41	526	1336	41	526	Virginia S. McPhall	49	TX	5:16:17.2	12:04
42	533	804	42	533	Carole J. Harrison	49	TX	5:18:10.1	12:06
43	530	1500	43	530	Nancy J. Nelson	46	TX	5:20:17.7	12:18
44	541	1650	44	541	Carol Lindenhart	46	TX	5:23:01.3	12:19
45	555	1782	45	555	Sally Reaser	49	TX	5:35:34.6	12:48
46	5								



**Texas
Commerce
Bank**

Experience Star Treatment.

**congrats celebs!
thank you.**

**CEO/
Celebrity
Challenge
5K**

see you next year!



THE AMEND GROUP
Tenant Real Estate Services

5950 Berkshire Lane, Suite 1100, LB 7, Dallas, Texas 75225
214/696-6900 FAX: 214/696-0037
Dallas / Atlanta / Houston



Dallas County Probate Court Judge Nikki Deshazo finishes strong.




Dallas Fire Chief Dodd Miller (right) blazed to a 28:15 finish. Jeff Hines, a police officer from Phoenix, Arizona, followed the chief through the chute.



Women's winner Michele Hawkes adds another trophy to her display case.



Here runs da judge. State District Judge John Creuzot and fellow Team Africaner Police Chief Ben Click made the streets safe for sub-7:00 runners.



Eager runners take their marks before the Rock Around Downtown 5K on Saturday. The weather was perfect for runners and walkers alike.



Two-peat. Margarito Zamora of Mexico City is the only winner the Rock Around Downtown 5K has ever had. He set a 4:50 pace to take the 1993 title in 15:01.



Michael Doyle, Executive Vice President of Operations for Greyhound Lines, Inc., has his eyes on the finish line.



Mayor Steve Bartlett, Johnny Kelley and Marathon Board member Irving Adelstein take the CEO/Celebrity challenge again this year.



Rock a Bye Dan. As runners say good-bye to City Hall, a top Dallas runner, Dan Chraska (#827), is ready to rock on downtown.

DALLAS WHITE ROCK MARATHON

Award for Excellence laureate and annual DWRM celebrity, Johnny Kelley, was honored before the 97th annual Boston Marathon with a statue depicting "Mr. Boston Marathon" at ages 20 and 80. The statue was commissioned by Waco physician Waymon Spence and stands at Heartbreak Hill which was named for Johnny in Newton, MA. Johnny has completed a record 57 Boston Marathons, winning in 1935 and 1945, and is a familiar face at the Dallas White Rock Marathon.



Preparation. The Johnny Kelley Statue is mounted at Heartbreak Hill.



Qualifier Berkley Cooper will run by his statue this April in the Boston Marathon.



Commemoration. Johnny addresses the crowd.



Congratulations. His friend Joe Zimmerman will treasure this memento.



The Dallas White Rock Marathon Award for Excellence, sponsored by The Staubach Company, honors individuals who have demonstrated the positive effects of health and fitness through outstanding personal effort, determination, commitment and courage.

Candidates for the prestigious award have made major contributions to the

sport of running or the Dallas fitness community, overcome significant physical impairment or personal injury, undergone a major lifestyle change through running or health and fitness, had a major impact on the lifestyle of others, or achieved outstanding performance in running or health and fitness.

Award for Excellence Winners

Dr. Kenneth Cooper	1985
Dr. George Sheehan	1986
Dr. Robert Vaughan	1987
Francie Larriue Smith	1988
Johnny Kelley	1989
Fred Lebow	1990
Kenny Moore	1991
Tom Landry	1992

She is not an easy person to get to know. Yet almost everything about her is already known.

Her exploits have been chronicled at length both in print and on film. There is even a biographical book penned with her permission and cooperation.

Offers for speaking engagements abound. Her phone rings constantly with race officials begging her to come to their event, though it has been almost a decade since her heroic and historical accomplishment.

It is taking the easy way out to say that Joan Benoit Samuelson is nothing more than what she appears—a private, plain-spoken homebody from the remote state of Maine who would just as soon be left alone but knows she can't because of what she has accomplished. She might even nod assent at that assessment, then look away quickly to ensure as little eye contact as possible.

But there is so much more to this woman, this athlete, this champion.

Her dedication to her husband Scott and to raising her two young children, Abigail and Anders, is as strong as her drive to compete. Her devotion to her close friends is as unwavering as her world-class pace. One needs only to see her countenance brighten upon seeing a member of her "inner circle" to appreciate how highly she values them.

Yet mention a competitor, particular-

"The competitive flame burns as fiercely in her as in any champion who ever drew breath."

ly one who has beaten her to the finish line when the champ was not at top form, and her gaze locks. A flicker passes the eyes. And suddenly you catch a



glimpse of the competitive flame that burns as fiercely in her as in any champion who ever drew breath.

It is this champion's heart (along with a marvelous genetic makeup) that brought her to the pinnacle of her

sport. That enabled her to shatter the women's world record with her stunning 1983 Boston Marathon victory. That pushed her to hobble from her hospital bed after knee surgery to win the first women's U.S. Olympic Marathon Trials. That gave her the strength and the courage to then break away from the world's greatest runners at the 1984 Olympics in Los Angeles and become the first women's marathon gold medalist in history. It was the same competitive drive and heart that pushed her to run an American record 2:21:21 at the 1985 Chicago Marathon, breaking world record holder Ingrid Kristiansen in the process.

At 5-foot-3, this tiny champion continues to stand tall among all runners. Though she has not regained her world-record form since becoming the mother of two children, Samuelson continues to push herself with a drive that only she knows and few others can fully appreciate.

It could be that there is another world record in her. Another medal. Another championship. If so, she would never forgive herself for not pursuing it with all that her body will allow.

For these reasons and for the inspiration she has provided millions of runners, Joan Benoit Samuelson is the recipient of the 1993 Dallas White Rock Marathon Award for Excellence.

Sponsors

American Airlines
ARA Services
MassMutual
Texas Instruments
Tom Landry Sports Medicine and
Research Center

5K Sponsors

The Amend Group
Texas Commerce Bank

Patrons

The Richards Group
Seiko
Greyhound Lines, Inc.
Savage Design Group
Cross Country Club of Dallas
Gatorade

Associates

Cooper Fitness Center

Communities

The City of Dallas
The Township of Highland Park

Race Administration

Race Headquarters—Luke's
Headquarters Hotel—Southland
Center Hotel
Finish Line and Results—
Texins Striders

Race Direction

Director of Race Events—
Bob Hancock
Marathon Director—George Eastes
5K Director—David Cromer
CEO/Celebrity Challenge—
Steve Zimmerman
Volunteer Coordinators—
Bob and Marilyn Clemens
Facilities—Cliff Jury
Split Timers—Rollie Stevens
Course Monitors—Casey Chandler
Aid Stations—Bill Maynard
Start—Alan Winstead
Course Coordinator—Bill Martin
Coning—Eddie Morris
Finish Line—Bob Gibbons
Lead Bicyclist—Brent Frerck

Medical

Director—Gary B. Elliott, MD
Asst. Director—John Carlin
Medical Supplies—Baylor
University Medical Center

Physicians—Susan Smith, MD
Nurses—Peggy Tibbits, RN
Podiatrists—Bill Valentine, MD
Bus Nurses—Jana Moree, RN
Massage Therapists—Lou Castleman
Walkers—Dan Ellinor
Sag Wagon—Dick Taylor

Special Activities

Chuck Rohre, Jack Edgar, M.A.
Hancock, Mary Ellen Marquardt,
Juanita Hermon, Lori Klein, and
Paul McCartney
Appreciation Dinner—
Marriott Corp., Sherry's Cookies &
Muffins, Sherry Dailey
Medallion Distribution—Women of
the Motion Picture Industry of
Dallas

Course Media—Dale Hager
Communications—Bob Jones
The Dallas Amateur Radio Club
Rock Shop—Mary Eastes

Aid Stations

Tom Landry Sports Medicine and
Research Center—David Evans
Luke's—Libby Nady
MassMutual—Jo Anne Fougrousse
and Martha Kayser
Cooper Fitness Center—Lori Morrow
Texas Instruments/ARA—
Durwood Heinrich
JCPenney—Jack Lofye and Bill Faint
Enserch—Gary Junic
Galloway Training Program—
Phil Hale
Mobil—Kevin Hellman
Abbott Labs—Sandy York
Convex Computer—Mary Frame
E-Systems—Ken Raich
Party Hogs—Cheryl Howard
American Airlines—Lisa Stock Dyke

Sports Expo

Directors—Don Lucas and Charles
Sterling

Award for Excellence Dinner

M.A. Hancock, Shirley Maynard,
Kathleen Vines, and Nancy Gardner
Master of Ceremonies—Don Lucas
Speaker—John West
Style Show—Sharon and Don
Lucas, Luke's

Communications

Official Broadcaster—KRLD Radio
Marathon Program—Health &
Fitness Magazine

Results Book

Editor—Mary Kennard
Associate Editor—Dan Lipsher
Production—The Richards Group
Art Director: Dyanne Koithan
Computer Production:
Jesse Collard, Eric Minor, Jess
Haldeman, Dan Kopycienski,
and Paul Francis
Print Production Manager:
Gail Beckman
Photographers—Carolyn Banks,
Richard Browne, Francis Celii, Tom
Charles, Earl and Mary Kennard,
Mac McNorton, Tim Ostermeyer,
Milton Rudick, Denisse Richardson,
Steve Tonnesen, and Glenys Vaughan
Film and Photo Processing—
Cross Country Club of Dallas,
Eckerd Express Photo

Awards Banquet

ARA Services—Barb Ellcey, Gerald
Massey, Bill Eastburn, Brian Stacy,
Cheri Adams, Kathy Arechiga,
Sotero Lopez, John Kellerman,
Nancy Wilt, Jane Johnston, Dennise
Ploof, Jim Ring, Wendy Herman,
Laura Gigl, and Steve Thornton
Awards Presentation—Steve Shopoff

Food Service Contributors

Dr Pepper, Al Marketing, Rich's
Products, Tuscaloosa Products, and
White Swan

Special Contributors

Adelstein & Co.—Irving Adelstein
Race Data—Amy Blum
Sports Photo—Marty Evenson
Thruston Sound—James Thruston
American Massage Therapists Assoc.
Asten Center of Natural Therapeutics
Steakley Leasing, Inc.
Texas Instruments TIRIS
FINA

SPECIAL THANKS TO ALL
THE VOLUNTEERS WHO HELPED
ENSURE THE SUCCESS OF THE 1993
DALLAS WHITE ROCK MARATHON

WHAT IT TAKES TO FLY.



INSTINCT. STRENGTH OF WILL. HONEST SWEAT. UNBRIDLED DESIRE. THESE ARE SOME OF THE QUALITIES THAT MARK THE DIFFERENCE BETWEEN AN ATHLETE AND A COMPETITOR. BETWEEN THOSE WHO COMPETE. AND THOSE WHO RISE ABOVE THE REST. WE HAVE ALWAYS VALUED THE QUALITIES THAT BRING OUT THE BEST IN INDIVIDUAL AND TEAM PERFORMANCE. BECAUSE WE HAVE ALWAYS UNDERSTOOD WHAT IT TAKES TO FLY.

American Airlines[®]
Something special in the air.[®]

AMERICAN AIRLINES

ARA SERVICES

MASSMUTUAL

TEXAS INSTRUMENTS

**TOM LANDRY SPORTS
MEDICINE AND RESEARCH
CENTER**

TWENTY-FOURTH ANNUAL RUNNING