

THE DALLAS WHITE ROCK MARATHON





The training

never ends.

The competition

is intense.

The hours

are long.

The clock

is ticking.

And you can't

imagine doing

anything else.

Neither can *we.*

American Airlines
Something special in the air.™

DEAR RUNNERS

The 25th Running of The Dallas White Rock Marathon! Thanks to all of you for making this our largest race ever.

The Dallas White Rock Marathon Board of Trustees is proud that you chose to be part of our Silver Anniversary race. A record number of registered runners, 3,985, made the events of this special year even better, just as you have in the past.

The race weekend was filled with things to do, for runners, their families, and friends. From Saturday's Sports/Fitness Expo, with exhibits of interest to all runners and informal talks by Frank Shorter and Arthur Lydiard, to the carbo-loading Pasta Dinner and Sports Style Show the night before the race and then the Awards Banquet after, and the Rock Around Downtown 5K on Sunday, we hope we made this a race you'll remember.

Revisions to the marathon course this year let the people of the City of Dallas and the Town of Highland Park show you some of the sights and scenery our cities have to offer. From the start at Dallas' City Hall and Convention Center, through the West End entertainment district, the downtown Arts District, along beautiful Turtle Creek, around the lake that gives the race its name, and back through the historic residences of Lakewood and Swiss,

with a new, longer straight-away from the refurbished Farmer's Market leading to the finish, our course's challenges are countered by the welcome cheers

“WHILE THE WINNERS
TRIUMPHED IN A
WAY THAT'S EASILY
MEASURED, THEY
COULD NOT HAVE DONE
SO WITHOUT EACH OF
YOU...WINNING IN WAYS
ONLY YOU CAN KNOW.”

of spectators along the way and by the breaks provided by our frequent aid stations.

Congratulations to our winners. Juan Carlos Chavez continued the recent

tradition of Mexican winners in this his first Dallas White Rock Marathon. Roxi Erickson, the women's winner, improved from her third place finish in 1993. Jan Mattern was first wheelchair racer, and Leonard Hill and Barbara Beeman were first place masters winners. While they triumphed in a way that's easily measured, they could not have done so without each of you nipping at their heels and winning in ways only you can know.

The Dallas White Rock Marathon's reputation as a race for runners has developed because its organizers' sole purpose is to make it so. Members of the Board of Trustees have numerous marathons to their credit, not just as organizers, but as runners who have participated in marathons in far parts of the world. We've seen how other races are run; we're willing to take good ideas from others and fit them to The Rock.

Our Silver Anniversary weekend was made possible by sponsors—American Airlines, Aramark, Johnston Printing, MassMutual, and Texas Instruments—

and our patrons and volunteers, many of whom have supported The Rock for years. Without them, our race would not be the quality event for which we continually strive. But it's you, the runners of The Rock, who make our efforts worthwhile.

Thanks for coming. We'll look for you next year.





We're Celebrating A Life Of Experience.

We're celebrating 142 years of offering guidance to people and businesses. If you have insurance and financial management needs, come join the party at **The Dallas Agency**, Michael Q. McAdams, CLU, General Agent, 5080 Spectrum Dr., Suite 702E, Dallas, TX 75248. (214) 458-9907.



MassMutual

We help you keep your promises.®



Still Rockin' After A Quarter Century

by Greg Lautenslager

Talmage Morrison was running solo around White Rock Lake one clear morning in 1970 and stopped at Winfrey Point.

"I walked to the flagpole and looked down at this beautiful lake," he said. "The roads around it were so flat and fast and I said, 'Man, we've got to have a marathon here. It's just got to be the Dallas White Rock Marathon.'"

Hence the 26.2-mile race was conceived. Morrison, the founder and first president of the Cross Country Club of Dallas, organized the event. He paid \$25 for a quarter-page advertisement in *Runner's World* magazine and had the course certified by the Amateur Athletics Union.



Steve Shopoff

The first race was run on March 6, 1971, with 82 runners. Twenty-five races later, the Dallas White Rock Marathon

has grown to a field of nearly 4,000. The race has highlighted runners' careers, changed lives and given others a challenge they could not meet elsewhere.

The 25th running of the Dallas White Rock Marathon began at Dallas City Hall Plaza and wound in front of the flagpole where the race was first envisioned.

Ricky Richardson, a school teacher from Pasadena, Texas, ran away from Houston's Wayne Comer to win the first White Rock Marathon in 2:38:09. But he did not treasure the moment. He doesn't even know if he still has the trophy.

"It's more significant now than it was then," said Richardson, who now lives in Ozark, Arkansas. "I'll be introduced at a road race as White Rock's first winner. That lets them know I was a credible runner at one time."

All Annabelle Corboy had to do to win the women's division of the marathon was finish. The other two women dropped out, and Arlington's Corboy jogged to the finish in 4:12:25.

"The AAU wouldn't allow women to run more than three miles in competition back then," said Corboy, now 46, of Fort Worth. "But I was so slow, I knew the AAU wouldn't mess with me."

Ralph Taite, a Dallas attorney, had been running only four months before he ran the first White Rock Marathon. Two miles from the finish, he watched Morrison wobble off the road and collapse into a ditch. Taite finished in 3:38:13 and waited for Morrison to finish five minutes later.

Taite took over for Morrison as club president in 1974 and changed the marathon course. Morrison's course started at Winfrey Point, made two 11.1-mile loops of White Rock and finished with an out-and-back loop to the Bath House. To make it easier for volunteers and spectators, Taite changed the course to three out-and-back loops to Northwest Highway. His recorded split times allowed him in 1975 to catch an Austin runner who had skipped to the other side of the road and ran less than 20 miles. That runner was later disqualified.

The race was held twice in 1976—in February and December—and since has

remained on the first weekend of December. The course was changed to start at Hill Middle School and make two laps around the lake to finish near Poppy Lane. Taite ran a personal best in 1979 of 2:38. He quit marathoning and was elected Dallas County Criminal Court judge in 1980, and was re-elected to a fourth term in November 1994.



Tal Morrison, race founder.

Terry Ziegler and a few University of Oklahoma track teammates piled into a car on a whim and drove to Dallas the day before the 1972 marathon. Ziegler finished fifth in 2:33.

He returned more serious in 1974 and became the first to break 2:20 at White Rock (2:19:18). Ziegler went on to win his next three marathons over the following three months and won White Rock again in 1975. He gave up serious running, but ran White Rock three times in the 1980s. He won the masters division in 1991 and 1992 and finished fifth in the masters division in 1994.

"In 1974 I got a plastic trophy and a pat on the back," said Ziegler, now 44, who runs a church furnishings business in Plano. "In 1992 I won \$500."

John Lodwick and Jeff Wells were almost inseparable. They were roommates and teammates at Rice University, Dallas Theological Seminary and Athletics West in Eugene, Oregon. Wearing blue

Continued on p. 4



homemade singlets with the words "Dallas Seminary" abreast, the two ran together until the last six miles of the fall 1976 race. Wells won in a course record 2:15:11. Lodwick followed in 2:16:23, a personal best by 10 minutes.

"I remember Talmage Morrison on the sidelines yelling, 'Go, Dallas Seminary,'" Lodwick said.

Lodwick ran without Wells in 1977 and won in 2:16:43. He returned with Wells in 1982 and pulled away to victory in 2:12:18, still the course record. At the finish, spectators thought runners had suffered nose bleeds. But the redness came from a new drink called Ranger Aid, which was served at aid stations and spilled onto runners' singlets.

Lodwick now is a pastor in Bend, Oregon, and Wells is a pastor in The Woodlands, Texas.

As a sophomore at Richardson High School, Kyle Heffner fell asleep on a roadside wooden post a few miles from the finish of the first White Rock Marathon. He finished in 3:26 and returned five years later to run an hour faster. His winning time of 2:14:30 in 1979 gave him the confidence to make the 1980 U.S. Olympic team. Heffner ran 2:13:48 to win again in 1983, when he received permission from race director Dan Millet for Kenya's Ben Moturi to pace him over the last 13 miles. Competitors complained, but Heffner was not disqualified.

Heffner, now coaching local distance runners, lives in McKinney.

Robert Wallace, a transplanted Australian living in Omaha, Nebraska, led from three miles out and won in 1980 in 2:15:19. But his thoughts were on something else.

"My daughter LaRoux was due that day," said Wallace, who is now a shoe buyer and race promoter in Dallas. "I went from the finish line to a pay phone to see if my wife had gone into labor."

LaRoux was born two weeks later.

Glenys Quick moved from New Zealand to Denton to run track for Texas Women's University. When TWU dropped its track program, Quick's coach, Robert Vaughan, suggested she train for White Rock.

Quick's 2:35:24 in 1981 still stands as the second fastest women's time at White Rock. Quicker was Julie Brown's 2:33:39, which the two-time Olympian ran to win that day. Quick did not see Brown before, during or after the race. Brown skipped the awards ceremony and flew back to California.

Quick and Vaughan were married in 1990 and live in Dallas.

The only White Rock Marathon **Steve Shopoff** hasn't run since 1979 he directed. He took over from Dan Millet in 1984 and changed the course to accommodate the growing number of participants. In 1983 the race started for the first time at Dallas City Hall, made a five-mile loop around Oak Cliff's Lake Cliff Park, and went to and from White Rock Lake. Shopoff routed a course through the tree-lined streets of Turtle Creek and Highland Park, around the lake and back to City Hall via Lakewood and Deep Ellum.

"The residents along St. John's (in Highland Park) must love us," Shopoff joked. "But I haven't heard any complaints."



Julie Brown and Glenys Vaughan—together again.

Ed Swiatocha, a transplanted New Yorker living in Dallas, called the Dallas White Rock Marathon his Super Bowl. He ran 3:17 in his first White Rock in 1979 and improved an hour to win the race in

2:17:42 in 1985. The following year, Swiatocha ran down a faltering Jeff Roth in the final mile to win in 2:22:40.

"The last 100 yards to City Hall, you hear the people yelling for you and your name over the loud speaker," said Swiatocha, who now manages a running store at the Cooper Aerobics Center. "You get chills and goose bumps and you want that feeling to last and last and last."

Bob Hancock took over as race director in 1987 and eventually was faced with adding prize money in hopes of attracting elite runners. No one had broken 2:20 since Andres Espinosa's pair of 2:16's in 1988 and 1989, and the participant level had dropped below 3,000. Hancock was worried that potential entries were turning away in fear of a slow course.

Lodwick's and Espinosa's times were flukes. Lodwick donated any prize money he ever received to Christian organizations. A naive Espinosa arrived by bus from Mexico, unaware that prize money races existed. Prize money, Hancock figured, was the only way to ensure a sub-2:20 marathon.

He was right. A \$10,000 purse netted a 2:21:09 winning effort (J. P. Worcester of Lindsborg, Kansas) in 1992 and a 2:17:23 (Mexico's Victor De Jesus) in 1993. The number of participants again soared past the 3,000 mark.

Uly Vlamides was cooking in his restaurant in 1977 when he was confronted by Morrison.

"What do you mean you're not running White Rock," Morrison said. "Someday, someone will stand up and ask who has run every White Rock."

Vlamides reconsidered and remains the only person to run every White Rock Marathon. Morrison had also convinced Vlamides to run the first one, which he almost didn't finish.

"I was going to quit at 22 miles," said Vlamides, now 67. "But my wife got out of the car in her sandals and ran the last four miles with me."

Mary Vlamides and their granddaughter, Lynn Athens, accompanied Uly, who wore race number 25 in 1994, for his 25th straight White Rock Marathon. This year, Morrison was waiting at the finish line.

HALL OF FAME



1971
2:38:09
 Rick Richardson

1971
4:12:25
 Anabelle Corboy

1972
2:23:18
 Paul Hoffman

1972
3:49:29
 Terry Stransky

1973
2:37:45
 Wayne Comer

1973
4:27:45
 Patti Price

1974
2:19:18
 Terry Ziegler

1974
3:13:48
 Kathy Loper

1975
2:26:07
 Terry Ziegler

1975
3:00:54
 Kathy Loper

2/1976
2:25:59
 Don Kennedy

2/1976
2:53:43
 Dorothy Doolittle

12/1976
2:15:11
 Jeff Wells

12/1976
3:07:26
 Jean Ohly

1977
2:16:43
 John Lodwick

1977
2:56:55
 Marianne Pugh

1978
2:18:55
 Tom Marino

1978
2:48:36
 Karen Bridges

1979
2:14:30
 Kyle Heffner

1979
2:47:31
 Toni Bernard

1980
2:15:19
 Robert Wallace

1980
2:41:14
 Martha Sartain

1981
2:16:13
 David Miley

1981
2:33:39
 Julie Brown

1982
2:12:18
 John Lodwick

1982
2:47:21
 Carol Urish

1983
2:13:48
 Kyle Heffner

1983
2:49:54
 Sue Moen

1984
2:20:20
 Bruce McKay

1984
2:17:42
 Karen Miller

1985
2:17:42
 Ed Swiatocha

1985
2:49:42
 Carol Beck

1986
2:22:40
 Ed Swiatocha

1986
2:55:37
 Hope Fullwood

1987
2:22:42
 Mike Moloto

1987
2:55:45
 Charlene Soby

1988
2:16:13
 Andres Espinosa

1988
2:46:30
 Martha Ashley

1989
2:16:19
 Andres Espinosa

1989
2:41:47
 Lisa Presedo

1990
2:24:52
 Jose Peña

1990
2:48:04
 Jenni L. Peters

1991
2:25:53
 Jim Sterling

1991
2:46:38
 Peggy Murphy

1992
2:21:09
 J. P. Worcester

1992
2:48:59
 Mary Level-Menton

1993
2:17:23
 Victor De Jesus

1993
2:39:23
 Sonia Betancourt



Congratulations to Juan Carlos Chavez and Roxi Erickson, 1994 inductees into the Dallas White Rock Marathon Hall of Fame.



WINNING THE ROCK 1994

Chavez Glides to Victory in 25th White Rock Marathon

by Greg Lautenslager

The history of the 1994 Dallas White Rock Marathon was explored during the race's silver anniversary on December 4. But recent history needs to be explored south of the Texas border.


Juan Carlos Chavez made a golden return to Dallas and dominated The Rock as he had in so many previous Dallas races. He took the Dallas YMCA Turkey Trot in 1993. He returned from his home in San Miguel, Mexico, several times last spring and won again—at the Tom Thumb Symphony Run, the Minyard Kessler Classic and the Memorial Day 20K. He came in third at the West End Run, but still was the overall champion of the Crosson Dannis Grand Prix Series.

Now add The Rock to his list of conquests.

Chavez, 24, surged away from the lead pack of nine runners 15 miles into the 25th White Rock Marathon and sped comfortably to the finish in a winning time of 2 hours, 19 minutes, 41 seconds.

"The Turkey Trot opened doors for me, because it was the biggest race I ran," Chavez said through an interpreter. "I needed a big-city marathon to make it big, and this was it."

Chavez became the fifth Mexican winner of The Rock in the past seven years and led the Dallas-based Team Aztecas to a 1-2 finish. Bernardino Marquez of Toluca, Mexico, finished second in 2:22:07, and Filomeno



Juan Carlos Chavez, men's winner

Apodaca of Las Cruces, New Mexico, was third in 2:22:35. Kenyan Richard Rono, who lives in Albuquerque, was fourth in 2:23:08, and Jose Iniguez of San Antonio was fifth in 2:23:41.

A record 3,985 runners participated in the 26.2-mile event.

.....
**"I needed a
big-city marathon
to make it big,
and this was it."**
.....

Chavez wasn't setting any records early in the race. The lead pack raced

through six miles in 32:07, and Chavez was 250 yards behind.

"My plan was to go out nice and easy and check everybody out," Chavez said. "Then I'd pick up my rhythm at 12 miles."

Chavez caught the lead group of nine at 12 miles. He tucked into the pack as it cruised through the half marathon in 1:09:52. The group had averaged 5:20 per mile, and after two more at the same clip, Chavez took control as the pack passed the 15-mile aid station.

Chavez threw in a 5:10 mile and followed with a 5:08. Only Marquez and Rono came with him. By 18 miles (1:35:36), Marquez was gone and only Rono could hang on. The game Kenyan stuck to Chavez. He drafted off him for two miles, even when the Mexican ran onto the loose dirt of the road's shoulder.

"He didn't bother me," Chavez said. "I wanted to be in charge of the race. I could hear the rhythm of his breathing, and he didn't respond when I picked up the pace."

That was down Winsted Road as the runners approached two steep hills at the 20-mile mark.

Chavez reached 20 miles in 1:46:09 and covered the next two rolling miles of Lakewood in 10:40. A quick look back and a 5:10 23rd mile down Swiss Avenue ensured victory.

Rono clung to second until 23 miles, where debut marathoner Marquez rushed by. Apodaca went by Rono at 25 miles.

"He's dropped out of his last two marathons," Apodaca said of Rono. "I figured if he was going to finish, he was going to fade."

WINNING THE ROCK 1994

Roxi Erickson, 32, of Omaha, Nebraska, entered the race with one goal.

"After finishing third last year, I wanted to be the winner of the Silver Anniversary Dallas White Rock," she said.

Nine marathons later, Erickson had achieved her goal.

She took the lead in the first mile of the women's race and won easily in 2:43:28. Runner-up Cindy New of Montreal, Quebec, finished 10 minutes, one second behind Erickson. Sharon Stubler of Minnetonka, Minnesota, was third in 2:54:21.

"I forgot last year how tough the course is," Erickson said. "I ran by



Roxi Erickson, women's winner.

myself the whole way. Well, I did run with guys. But that's not the same, and I lost my motivation."

This was a battle of her own will.

The cool but humid conditions took their toll for the woman who is no stranger to bad running weather.

"Of those nine marathons, none have been run in good weather," she said. "The rest have been either humid, windy, hot or cold. It's been unreal."

Leonard Hill has seen all of that in a long career of racing. But it was never sweeter than at The Rock.

Hill's desire to have his parents watch him run a marathon led him to The Rock and to first place in the masters division. Hill, 45, of Klamath Falls, Oregon, stayed in the lead pack until Chavez made his move at 15 miles. Hill dropped back but hung on for seventh overall in 2:26:16.



Leonard Hill set a new masters record.

"Of those nine marathons, none have been run in good weather. The rest have been either humid, windy, hot or cold. It's been unreal."

Defending masters champion Clent Mericle of Corpus Christi was second in 2:38:41. Plano's Terry Ziegler, who has won the race twice in the overall division and twice in the masters division, finished fifth in 2:46:50.

Hill said his parents moved from Oregon back to Broken Bow, Oklahoma, when he was in school at Oregon State and saw none of his 47 marathons.

Barbara Beeman, president of her running club in Oklahoma City, won the women's masters division in 3:10:34.

But this race belonged to Chavez. He made the loop around Dallas a victory lap of the other races he has won here. A few months before The Rock, he even expressed interest in winning the White Rock Half Marathon, the Turkey Trot and the marathon within five weeks. But he entered only the marathon.

"I decided I didn't want to eat the whole pie at one time," Chavez said. "I would rather eat it one little piece at a time and savor each bit."

CROSS COUNTRY CLUB OF DALLAS

25 Years and Running

Like the White Rock Marathon, the Cross Country Club of Dallas celebrated its silver anniversary in 1994. One of the first organizations of its kind in the Southwest, over the past quarter century CCCD has grown to a membership of more than 1300, making it the largest running club in Texas.

In 1969 Club founder Tal Morrison and co-founder Norm Alsobrook took steps to organize and develop the running community in Dallas by establishing CCCD, with Morrison as its first president. Since then, the Club has been a major source for events important to runners, providing road races of all distances on the shores of White Rock Lake, seminars with well-known runners

and coaches, and opportunities for members to share the enjoyment of running in social, non-competitive settings.

In 1971, under the Club's sponsorship, Morrison directed the first Dallas White Rock Marathon. Since its inception, the Cross Country Club of Dallas and the marathon have been closely linked, and although the two operate independently today, Club members are a valuable source of volunteers who work toward the success of the marathon.

What makes the Cross Country Club of Dallas special is the diversity of its members. From five-time Olympian Francie Larrieu Smith to joggers who average more than 10 minutes per mile, the Club attracts runners of all abilities from across the Metroplex and beyond. Take a loop around White Rock Lake on any Saturday or Sunday and you're sure

to encounter dozens of Club members, who always have a wave and a smile for a fellow runner.

The Club sponsors races throughout the year, including the Dallas White Rock Half Marathon in November, the last major tune-up for the marathon a month later. In 1995 CCCD is presenting the inaugural City Championship Series to encourage participation in its races.

As the Club enters its 26th year, it is a more vital part of the Dallas running community than ever. Dedicated to uniting runners and race walkers of all abilities and promoting health and fitness in North Texas, CCCD congratulates everyone who participated in the 1994 Dallas White Rock Marathon and looks forward to welcoming you back for the 26th running on December 10, 1995.

Boston Marathon Qualifying Standards

Age	Men	Women
18-34	3:10	3:40
35-39	3:15	3:45
40-44	3:20	3:50
45-49	3:25	3:55
50-54	3:30	4:00
55-59	3:35	4:05
60-64	3:40	4:10
65-69	3:45	4:15
70+	3:50	4:20

Race Day Weather Conditions

Time	Temperature	Wind	Humidity	Cloud Cover
7:00 am	58°	SE 7 mph	100%	Overcast
8:00 am	58°	S 6 mph	100%	Overcast
9:00 am	58°	SE 6 mph	100%	Overcast
10:00 am	60°	S 7 mph	100%	Overcast
11:00 am	62°	S 9 mph	90%	Overcast
12:00 pm	67°	S 8 mph	75%	Overcast
1:00 pm	70°	SE 9 mph	68%	Partly Cloudy
2:00 pm	72°	S 12 mph	64%	Clear

A Perfect Start To A Great Finish



Congratulations on a successful running of the 1994 White Rock Marathon. But your training for the 1995 Marathon begins today! And what better way to start off the New Year, than with the encouragement and support of your friends at the Tom Landry Sports Medicine and Research Center. You'll get the advice you need from a staff of experts whether you're a first time marathoner, or a seasoned athlete seeking to better your time. We'll help you achieve your goals. For more information, or to schedule a tour of the Baylor Fitness Center, call:

1-800-4BAYLOR

 **BAYLOR FITNESS CENTER**

411 North Washington, Dallas, Texas 75246

©1994 Baylor Health Care System

WRM-FIT080-1294

1994 DALLAS WHITE ROCK MARATHON RACE RESULTS

TOP 50 FEMALE FINISHERS

Overall Place	Age Group Place	Bib No.	Name	Age	State	Time	Pace
1	1	32	Roxi ERICKSON	32	NE	2:43:28.7	6:14
2	1	89	Cindy NEW	38	CN	2:53:29.7	6:37
3	2	104	Sharon STUBLER	30	MN	2:54:21.1	6:39
4	3	2893	Jenny A GLAPINSKI	33	GA	2:56:13.4	6:43
5	2	1529	Marla RHODEN	39	KS	2:58:16.7	6:48
6	4	111	Laura STANFIELD	34	TX	2:58:49.7	6:49
7	5	3645	Gina SIMON	31	CA	2:59:23.4	6:51
8	6	3000	Christina LARSON	34	TX	3:03:35.5	7:00
9	7	290	Barbara L. MUELLER	33	MO	3:09:22.8	7:14
10	1	2439	Barbara BEEMAN	44	OK	3:10:34.6	7:16
11	1	2953	Karen D. PELTON	29	KS	3:12:34.3	7:21
12	8	3711	Lee BASS	31	TX	3:12:35.3	7:21
13	3	792	Carrie SPRUIEL	36	TX	3:12:37.4	7:21
14	9	1884	Carolyn DIETERICH	33	TX	3:12:38.0	7:21
15	4	289	Bernadette R. HUSTON	38	MO	3:12:42.3	7:21
16	2	107	Brenda LAUTEN	29	TX	3:12:45.1	7:21
17	3	103	Kim MCCONNELL	26	TX	3:13:05.1	7:22
18	1	3624	Anne TRANE	24	TX	3:14:50.4	7:26
19	10	2926	Rhonda BERSHOK	30	LA	3:15:38.2	7:28
20	2	2720	Claudia SCHNETZINGER	24	TX	3:15:44.1	7:28
21	4	2473	Marjorie MCFARLAND	26	KS	3:16:02.3	7:29
22	5	2247	Anne FLANAGAN	37	TX	3:16:20.0	7:29
23	11	3056	Becky J. BAGGETT	34	OK	3:17:09.3	7:31
24	3	3288	Sheena CARSWELL	23	TX	3:17:20.2	7:32
25	1	1620	Kathy KELLOGG	45	TX	3:18:29.7	7:34
26	12	1131	Mary COMEAUX	31	AL	3:19:31.6	7:37
27	13	2017	Janis KENTJENKINS	31	TX	3:20:51.7	7:40
28	5	2531	Shannon E. ROCHE	25	OK	3:21:08.3	7:40
29	6	1047	Teresa SELLERS	38	TX	3:21:39.7	7:42
30	1	3282	Siri WHITE	51	TX	3:25:44.2	7:51
31	2	1661	Marian FULLER	45	CO	3:25:48.4	7:51
32	7	1320	Kim KIRKPATRICK	36	TX	3:26:39.0	7:53
33	14	707	Mimi ZIEUNSKI	34	MO	3:26:43.8	7:53
34	15	2882	Jennifer K. JOHNSON	32	TX	3:26:53.5	7:54
35	6	520	Stephanie RABEDEAUX	27	OK	3:27:09.2	7:54
36	2	473	Bobbie JESTER	40	TX	3:27:19.0	7:55
37	3	1541	Marilyn LAMAM	40	KS	3:27:20.7	7:55
38	16	2279	DeLena RUSSELL	31	TX	3:27:38.1	7:55
39	4	3087	Nancy CLARK	41	LA	3:28:01.7	7:56
40	8	3757	Kathryn BUCKLEY	38	NY	3:28:04.2	7:56
41	17	357	Lori DONOVAN	30	TX	3:28:26.5	7:57
42	18	2220	Frances DESIDERIO	32	TX	3:28:45.2	7:58
43	9	3626	Maylou CATHCART	39	TX	3:28:50.1	7:58
44	10	1416	Paula M. WILLIS	35	NM	3:28:55.7	7:58
45	19	1084	Lisa REHMS	31	TX	3:29:16.1	7:59
46	5	1523	Regina HAMAM	42	TX	3:30:19.0	8:01
47	20	95	Pam FALES	34	TX	3:30:20.9	8:02
48	11	1475	Ann THOMPSON	38	OK	3:31:06.4	8:03
49	4	2718	Helena QUINONES	24	TX	3:31:20.0	8:04
50	7	139	Kathy L. HIRSCHI	27	KS	3:31:32.6	8:04

TOP 100 MALE FINISHERS

Overall Place	Age Group Place	Bib No.	Name	Age	State	Time	Pace
1	1	79	Juan Carlos CHAVEZ	24	MX	2:19:41.0	5:20
2	1	71	Bernardino MARQUEZ	26	MX	2:22:07.4	5:25
3	2	5	Filomeno APODACA JR.	29	NM	2:22:35.9	5:26
4	1	4	Richard RONO	32	NM	2:23:08.1	5:28
5	3	93	Jose INIGUEZ	29	TX	2:23:41.9	5:29
6	4	3	David MUNGAI	25	NM	2:24:58.5	5:32
7	1	7	Leonard D. HILL	42	OR	2:26:16.4	5:35
8	5	6	Smartex TAMBALA	27	NC	2:26:39.6	5:36
9	2	110	J. P. WORCESTER	33	KS	2:27:03.6	5:37
10	2	11	Paul DANGER	24	KS	2:30:41.3	5:45
11	3	3507	Paul ALLISON	34	NZ	2:31:47.5	5:47
12	6	18	David TERRONEZ	26	ND	2:32:41.8	5:50
13	7	31	Carlos RIZO	25	TX	2:33:46.3	5:52
14	4	3615	Bernabe NAVARRO	32	MX	2:34:11.1	5:53
15	8	3734	Alberto PUENTE	29	TX	2:35:35.9	5:56
16	1	3116	Juan CASTILLO	36	TX	2:36:27.3	5:58
17	5	12	Deniss SMITHHISLER	30	KS	2:36:40.3	5:59
18	3	3483	Jaime CANUTO VENTURA	23	MX	2:36:48.2	5:59



Pam Fales elbowed her way to a 3:30:20 PR.

Overall Place	Age Group Place	Bib No.	Name	Age	State	Time	Pace
19	6	2509	Doug TUCKER	33	TX	2:38:28.2	6:03
20	2	41	Clint MERICLE	41	TX	2:38:41.8	6:03
21	4	3673	William FARRIS	21	TX	2:39:14.5	6:05
22	9	15	Hector G. RIOS	27	KS	2:39:33.3	6:05
23	2	39	David J. SAVAGE	39	TX	2:39:37.5	6:05
24	3	76	Paul M. PETERSON	40	MD	2:39:38.8	6:05
25	4	42	Mark ROMAN	40	TX	2:40:06.6	6:07
26	3	35	Richard PEOPLES JR.	35	TX	2:40:21.8	6:07
27	10	678	James LAWRENCE JR.	25	TX	2:40:43.4	6:08
28	1	3628	David PENA	19	TX	2:41:17.6	6:09
29	4	16	Dave WELLER	36	TX	2:41:25.4	6:10
30	11	2711	David E. THOMPSON	27	TX	2:42:15.6	6:11
31	12	84	David BEBINGER	28	TX	2:43:10.5	6:14
32	7	2638	Mike KUCKTA	31	NE	2:43:47.3	6:15
33	1	75	Robert PEREZ	46	TX	2:44:36.0	6:17
34	8	358	Joseph B. SULLIVAN	31	TX	2:46:06.8	6:20
35	5	3229	Christopher JACKSON	24	TX	2:46:26.4	6:21
36	9	30	Tom BERTON	30	TX	2:46:31.0	6:21
37	13	28	Randy HASENBANK	29	KS	2:46:44.4	6:22
38	10	3613	Eduardo PONCE DE LEON	33	MX	2:46:45.7	6:22
39	5	44	Terry ZIEGLER	44	TX	2:46:50.0	6:22
40	5	87	Richard FREDRICH	37	TX	2:47:30.2	6:23
41	6	3464	David WALVOODRICH	23	TX	2:48:10.5	6:25
42	11	3210	Kris PERDEW	34	TX	2:48:48.8	6:26
43	7	504	Mitchell WOLOWICZ	21	TX	2:48:49.7	6:26
44	6	2	John LODWICK	40	OR	2:48:53.5	6:27
45	7	1839	Clarence JOHNSON	40	TX	2:49:12.9	6:27
46	2	48	Gary JULIN	47	NE	2:49:31.8	6:28
47	6	3627	Don KERSTING	37	TX	2:49:52.2	6:29
48	14	3809	Willy ALTAMIRANO	29	TX	2:49:59.7	6:29
49	15	78	Jesús Lopez GÓMEZ	29	MX	2:51:18.9	6:32
50	7	2619	Jay HALL	36	TX	2:51:24.4	6:32
51	12	2137	Carmen CERVANTEZ	30	TX	2:51:30.3	6:33
52	3	49	Tony M. COLLINS	45	TX	2:51:34.2	6:33
53	8	80	Richard A. PENNINGTON	41	TX	2:51:39.0	6:33
54	13	1227	Bryan MILLER	32	TX	2:51:50.3	6:34
55	16	2778	Ricardo A. ARREDONDO	27	MX	2:51:57.7	6:34

Overall Place	Age Group Place	Bib No.	Name	Age	State	Time	Pace
56	8	29	Tim O'BRIEN	39	TX	2:52:37.5	6:35
57	14	728	Fred JOHNSON	32	LA	2:52:50.5	6:36
58	9	2192	Rollie SCHICK	36	TX	2:53:18.2	6:37
59	15	1296	Juvenito NAVA	30	MX	2:53:29.3	6:37
60	4	757	Larrie FAHRENDORFF	46	TX	2:53:49.8	6:38
61	16	1532	Tim NEWELL	34	NM	2:54:02.3	6:38
62	9	3608	Richard FOSS	40	SA	2:54:15.7	6:39
63	17	3812	Kent WELLS	30	TX	2:54:31.8	6:40
64	10	472	Jeff NOWLIN	40	OK	2:54:36.7	6:40
65	11	3679	Ignacio ZAVALA	41	MX	2:54:43.1	6:40
66	17	3257	Stephen M. GUERRERO	26	TX	2:54:47.0	6:40
67	10	3378	Steve PETERS	36	TX	2:54:47.6	6:40
68	18	3693	Philip WEATHERILL	31	TX	2:54:54.9	6:40
69	19	3719	Kevin KENDRICK	30	TX	2:55:06.5	6:41
70	20	406	Randy A. MCFARLAND	33	AL	2:55:08.8	6:41
71	11	2987	Bruce MALOY	36	NE	2:55:14.4	6:41
72	12	36	Ed OSTROWICH	36	TX	2:55:17.5	6:41
73	21	436	Jimmy GROSSMAN	34	PA	2:55:18.3	6:41
74	22	2754	Rod E. PIPNICH	34	TX	2:55:26.1	6:42
75	13	833	Donald J. HALL	37	TX	2:55:33.3	6:42
76	14	3396	Mario SALINAS	35	DE	2:55:36.1	6:42
77	1	385	Arnold M. CANNON	50	LA	2:55:37.3	6:42
78	18	2415	Mott MORROW	27	TX	2:55:38.2	6:42
79	15	984	Thomas G. MUNYAN	39	TX	2:56:00.0	6:43
80	16	1174	Gayle MUENCH	35	TX	2:56:10.4	6:43
81	5	2200	J. C. HOFFMAN	47	MN	2:56:16.8	6:44
82	17	1645	Lou ARMSTRONG	35	KY	2:56:26.4	6:44
83	23	20	Ron ISBELL	34	TX	2:56:32.3	6:44
84	12	149	Mario R. VAZQUEZ	41	KS	2:56:33.3	6:44
85	24	3746	Chris HUGHES	33	TX	2:56:35.6	6:44
86	18	17	Kraig A. LUNGSTROM	36	MN	2:56:43.9	6:45
87	25	1000	Jordan CHANEY	32	TX	2:56:52.2	6:45
88	19	188	Glenn HAMILTON	38	TX	2:56:54.4	6:45
89	13	86	Jose G. ROBLEDO	44	TX	2:56:58.3	6:45
90	19	442	Clifford N. CHAMBERS	29	TX	2:57:06.4	6:45
91	20	641	Alejandro MUNOZ	29	TX	2:57:11.6	6:46
92	2	3518	J. C. SANFORD	52	TX	2:57:12.6	6:46
93	14	2245	Mickey VANN	41	TX	2:57:13.7	6:46
94	20	637	Scott G. MADISON	36	PA	2:57:16.9	6:46
95	15	1100	Bud WILDER	41	TX	2:57:17.7	6:46
96	8	82	Peter PLETCHER	21	TX	2:57:21.2	6:46
97	16	1528	Brad RHODEN	41	KS	2:57:22.3	6:46
98	17	528	Joel BARR	42	TX	2:57:26.4	6:46
99	9	2179	Rich TREVINO	24	TX	2:57:29.7	6:46
100	6	96	Douglas KOPP	45	OK	2:57:32.4	6:46

TOP MALE MASTERS

Overall Place	Age Group Place	Bib No.	Name	Age	State	Time	Pace
1	8	7	Leonard D. HILL	42	OR	2:26:16.4	5:35
2	21	41	Clint MERICLE	41	TX	2:38:41.8	6:03
3	25	76	Paul M. PETERSON	40	MD	2:39:38.8	6:05

TOP FEMALE MASTERS

Overall Place	Age Group Place	Bib No.	Name	Age	State	Time	Pace
1	1	2439	Barbara BEEMAN	44	OK	3:10:34.6	7:16
2	2	1620	Kathy KELLOGG	45	TX	3:18:29.7	7:34
3	3	3282	Siri WHITE	51	TX	3:2	

1994 RESULTS

MALE AGE GROUP 1-19

Age Group	Overall	Bib	No.	Name	Age	State	Time	Pace
1	29	3628	David	PENA	19	TX	2:41:17.6	6:09
2	171	2149	Awet	TSEHAYE	17	TX	3:06:29.9	7:07
3	493	3674	Daniel	HUGHES	19	TX	3:26:08.4	7:52
4	591	2730	James	HILBIG	15	TX	3:30:22.8	8:02
5	686	3265	Matt	WICK	19	TX	3:34:24.0	8:11
6	932	3801	Randy	BLUE	17	OK	3:44:33.7	8:34
7	1079	2481	Alex	PIEL	16	TX	3:50:45.3	8:48
8	1182	3327	Garett S.	BLACKETT	17	TX	3:54:11.9	8:56
9	1248	1500	Scott	JACKSON	19	TX	3:56:25.3	9:01
10	1334	1929	Andrew D.	BOYD	18	TX	3:59:11.0	9:08
11	1339	1930	Rhett G.	SKUBIS	18	TX	3:59:14.0	9:08
12	1541	1908	Corey	LAGRAY	16	TX	4:07:35.5	9:27
13	1558	1949	Billy M.	SUESS	14	TX	4:08:17.0	9:28
14	1570	1045	Scott G.	JACKSON	16	OK	4:08:46.1	9:29
15	1576	2263	Jason	MCCOOL	18	TX	4:09:01.0	9:30
16	1685	3856	Tex	MUSE	16	TX	4:13:11.4	9:40
17	1705	906	Matt	SHERWOOD	18	TX	4:14:20.3	9:42
18	1722	3456	Timothy	WALKER	16	OK	4:15:12.2	9:44
19	1833	1531	Benjamin M.	DYCHE	18	TX	4:21:31.8	9:59
20	2018	1745	Michael	GIBBS	15	TX	4:31:55.7	10:22
21	2209	2364	T. Andrew	LEONARD	16	TX	4:44:51.1	10:52
22	2275	3799	Gory	ABRAHAMS	17	OK	4:51:25.1	11:07
23	2398	2557	Jason	GRAHAM	16	TX	5:03:57.8	11:36

Age Group	Overall	Bib	No.	Name	Age	State	Time	Pace
60	1643	867	Kyle	MCCUEN	20	TX	4:11:43.6	9:36
61	1755	3059	Christopher	CHESTON	21	CO	4:17:08.2	9:49
62	1801	2369	Vanja	NADAU	22	TX	4:19:30.0	9:54
63	1826	3272	Jon	RUDY	22	TX	4:20:59.3	9:57
64	1843	927	Patrick W.	MCCUEN	23	TX	4:22:04.5	10:00
65	1908	3170	Jeff	CHELEY	24	CO	4:25:31.2	10:08
66	2063	3264	John	MCCLENDON	24	TX	4:35:38.7	10:31
67	2068	2675	Simon	SUDA	23	TX	4:36:01.9	10:32
68	2141	750	Chris	DUGGAR	23	LA	4:39:56.3	10:41
69	2196	1639	Christopher	GOULET	22	TX	4:43:48.5	10:50
70	2252	2371	Alexander	ZESATI	21	TX	4:49:18.0	11:02
71	2332	2370	Trent	BURNS	22	TX	4:57:32.0	11:21
72	2346	2217	Ernie	ROSS	24	TX	4:58:16.8	11:23
73	2364	193	Steven K.	SCHAEFFLER	24	TX	4:59:55.2	11:27
74	2401	1280	Dustin	LESKIWI	21	CN	5:04:23.5	11:37
75	2453	1757	Hank	EDMONSON	23	TX	5:10:48.0	11:51
76	2614	1992	Robert D.	BLANTON	20	TX	6:12:32.0	14:13

Age Group	Overall	Bib	No.	Name	Age	State	Time	Pace
70	643	2539	Doug	ADKINS	28	TX	3:32:41.6	8:07
71	646	3195	Joe	BALES	28	TX	3:32:47.1	8:07
72	655	3305	Brian	BORSKI	27	TX	3:33:18.2	8:08
73	703	1385	R. Matthew	EASTWOOD	27	TX	3:34:52.5	8:12
74	711	842	Matt	BOLES	26	TX	3:35:27.0	8:13
75	715	2835	Lynn	CHESSER	26	OK	3:35:34.4	8:13
76	722	3637	Lorenzo A.	VIELMA	28	MX	3:35:46.6	8:14
77	727	1761	Mike	HUGHES	28	TX	3:36:18.6	8:15
78	730	3636	Brian	STONE	26	TX	3:36:27.6	8:16
79	738	3512	Gerardo	REYES-ALDASORO	27	MX	3:36:44.4	8:16
80	739	536	Harry D.	JONES	29	TX	3:36:46.4	8:16
81	740	408	Sergio	REYES	28	IL	3:36:52.4	8:16
82	742	3635	Aaron R.	HOOVER	25	TX	3:36:59.5	8:17
83	743	2013	Eric	GUERRERO	28	TX	3:37:06.4	8:17
84	751	1964	John V.	BARTON II	25	TX	3:37:16.3	8:17
85	756	3120	Todd	BLANCHARD	25	TX	3:37:37.0	8:18
86	757	724	Tommy	RAULSTON	29	OK	3:37:37.7	8:18
87	767	3330	John	DAWSON	25	TX	3:37:53.2	8:19
88	774	931	Brent	JESKO	27	IL	3:38:11.5	8:19
89	791	1125	Michael T.	MALININ	27	CA	3:39:17.7	8:22
90	797	3443	Timothy	DECKER	26	NY	3:39:21.3	8:22
91	800	3331	Matt	BRODERICK	29	TX	3:39:24.7	8:22
92	808	2165	Tim	MANNING	29	OK	3:39:50.3	8:23
93	813	2526	Donny	HOWARD	28	TX	3:40:00.3	8:24
94	814	2249	Patrick L.	NEWKIRK	29	KS	3:40:08.7	8:24
95	823	3817	Michael	DOTSON	29	TX	3:40:30.8	8:25
96	824	2660	Sam	FLANTON	25	TX	3:40:32.2	8:25
97	844	2647	Mathieu	CHEAUX	26	TX	3:41:20.8	8:27
98	859	3709	Dwayne	MORIN	29	TX	3:41:46.5	8:28
99	869	1748	Grant	SWITZER	28	TX	3:42:02.1	8:28
100	889	2657	Donald	PIERCE	28	TX	3:42:39.0	8:30
101	895	1501	Christopher	SULLIVAN	27	TX	3:42:54.3	8:30
102	905	1192	Nick	MOLINA	29	TX	3:43:15.0	8:31
103	925	419	Mark W.	CROW	25	TX	3:44:04.3	8:33
104	926	3306	Jeff	BECK	28	TX	3:44:17.4	8:33
105	945	3201	Kirk	GARTON	29	OK	3:44:56.6	8:35
106	952	1305	Victor	REYES	25	MX	3:45:24.5	8:36
107	954	964	Marcos	CHAVEZ	28	TX	3:45:26.0	8:36
108	957	3139	Gregg	PALAJAN	27	TX	3:45:30.4	8:36
109	962	2163	Michael M.	MIKESKA	28	TX	3:45:43.9	8:37
110	968	1903	Billy	MCCORMACK	25	TX	3:45:57.8	8:37
111	987	2588	Clint	ROBERTS	27	TX	3:46:43.9	8:39
112	993	1931	Scott N.	CLEVERLY	29	TX	3:47:22.8	8:41
113	1027	627	Ted A.	NELSON	27	KS	3:48:46.6	8:44
114	1033	3862	Manvel	LUGO	25	TX	3:48:56.1	8:44
115	1117	1888	Robert	GRANT	28	TX	3:51:50.0	8:51
116	1122	2883	Clifford	COKRELL	27	TX	3:51:56.1	8:51
117	1139	2715	John	EDWARDS	26	TX	3:52:30.4	8:52
118	1158	1651	Scott	BENSCHNEIDER	29	TX	3:52:59.6	8:53
119	1170	3402	Brian	RODRIGUEZ	25	TX	3:53:38.6	8:55
120	1177	3825	Emil J.	WINDHOLZ	29	TX	3:53:53.5	8:55
121	1221	3808	Roger	RAINEY	29	TX	3:55:35.9	8:59
122	1226	365	James	SEESHOLTZ	25	TX	3:55:45.1	8:59
123	1246	1063	William A.	CURRIE	27	TX	3:56:13.5	9:01
124	1257	650	Perrin C.	ROWSEY	27	TN	3:56:50.7	9:02
125	1279	2102	Mark Allen	COLEMAN	26	TX	3:57:41.5	9:04
126	1302	3596	Muzzy	BASS	29	TX	3:58:19.7	9:06
127	1352	3259	Wesley	GROSSO	26	TX	3:59:34.8	9:08
128	1361	3860	Glenn	CRESWELL	29	TX	3:59:48.4	9:09
129	1365	302	Chris	FOSTER	25	AR	3:59:56.6	9:09
130	1368	3424	David	WINDER	26	TX	4:00:17.3	9:10
131	1437	2291	Tim	SMITH	27	TX	4:03:22.8	9:17
132	1440	2892	Denny D.	DUMLER	25	TX	4:03:29.3	9:17
133	1445	2387	Ernie	SMITH	28	TX	4:03:44.5	9:18
134	1446	2265	Doug	KAUFFMAN	28	TX	4:03:46.4	9:18
135	1458	2790	Jack	MENGES	28	TX	4:04:22.5	9:19
136	1462	1043	Todd	MAXWELL	29	OK	4:04:30.1	9:20
137	1494	3893	James	WHITLATCH	26	TX	4:05:48.5	9:23
138	1505	3267	Steve	CARTER	27	TX	4:06:02.4	9:23
139	1509	3386	Telahun	ALEMAYEHU	28	TX	4:06:09.9	9:24
140	1511	3130	Scott A.	TRANSOU	27	TX	4:06:10.8	9:24
141	1521	1388	Ryan D.	CARRIGAN	26	LA	4:06:28.8	9:24
142	1542	2412	Thomas N.	HYDE JR.	29	TX	4:07:36.7	9:27
143	1543	2413	Marco	O'BRIEN	29	TX	4:07:38.0	9:27
144	1552	3360	Pat	JOHNSON	26	TX	4:07:57.1	9:28
145	1557	1783	Sal	FIRA	28	TX	4:08:14.1	9:28
146	1584	1728	J. J.	MAYO	27	MS	4:09:25.9	9:31
147	1600	1064	Scott	DUNPHY	28	TX	4:10:04.2	9:32
148	1605	3681	Mariano	DAZ	29	MX	4:10:13.3	9:33
149	1606	3381	Tommy F.	HYATT	28	TX	4:10:22.2	9:33
150	1628	2906	Michael W.	HALL	28	TX	4:11:11.4	9:35
151	1631	269	Hugh B.	SLOAN	28	TX	4:11:18.8	9:35
152	1634	1717	Rusty	GREGORY	28	TX	4:11:27.5	9:36
153	1636	1437	Perry	COLLINS	25	TX	4:11:30.4	9:36
154	1640	3163	Jim	DENNIS	27	TX	4:11:41.9	9:36
155	1653	1374	Alexander	FAULKNER	26	TX	4:12:02.7	9:37
156	1654	1130	James A. C.	JOHNSTON	27	OK	4:12:04.4	9:37
157	1668	1798	Tony	BRIDWELL	28	OK	4:12:23.9	9:38
158	1688	2047	Domingo	MORALES	27	TX	4:13:22.8	9:40
159	1697	2673	Scott	SOMIEH	29	TX	4:13:50.9	9:41
160	1706	2081	Kevin	HAYES	25	OK	4:14:20.8	9:42
161	1743	3398	Johnny	JOHNSON	29	TX	4:16:24.1	9:47
162	1753	2691	Charles	PIERSON	27	TX	4:16:52.5	9:48
163	1770	3764	Bryan	HARVESTON	25	TX	4:17:44.5	9:50

MALE AGE GROUP 25-29

Age Group	Overall	Bib	No.	Name	Age	State	Time	Pace
0	3	71	Bernardino	MARQUEZ	26	MX	2:22:07.4	5:25
1	4	5	Filomano A.	APODACA JR.	29	NM	2:22:35.9	5:26
2	6	93	Jose	INIGUEZ	29	TX	2:23:41.9	5:29
3	7	3	David	MUNGAI	25	NM	2:24:58.5	5:32
4	9	6	Smartex	TAMBALA	27	NC	2:26:39.6	5:36
5	13	18	David	TERRONCEZ	26	ND	2:32:41.8	5:50
6	14	31	Carlos	RIZO	25	TX	2:33:46.3	5:52
7	16	3734	Alberto	PUEENTE	29	TX	2:35:35.9	5:56
8	23	15	Hector G.	RIOS	27	KS	2:39:33.3	6:05
9	28	678	James	LAWRENCE JR.	25	TX	2:40:43.4	6:08
10	31	2711	David E.	THOMPSON	27	TX	2:42:15.6	6:11
11	32	84	David	BEBINGER	28	TX	2:43:10.5	6:14
12	38	28	David	HASENBANK	29	KS	2:46:44.4	6:22
13	49	3809	Willy	ALAMIR				

1994 RESULTS

Age Group	Overall Place	Bib No.	Name	Age	State	Time	Pace
164	1771	2071	Andrew J. ROGERS	27	TX	4:17:47.7	9:50
165	1775	1975	Andrew O. LONGLEY	26	TX	4:18:07.7	9:51
166	1795	2559	Ronald H. MATHEWSON	25	TX	4:19:12.2	9:53
167	1815	3193	David BRINKER	28	TX	4:20:23.3	9:56
168	1830	3557	Kurt WILKIN	25	TX	4:21:17.5	9:58
169	1834	1460	Greg HANDY	29	TX	4:21:33.8	9:59
170	1865	317	James M. MCKINLEY	26	IL	4:23:30.8	10:03
171	1878	839	John G. DEITRICH	25	AR	4:24:07.1	10:05
172	1905	3181	John CARPENTER	26	TX	4:25:16.3	10:07
173	1915	3883	Tom HOLDER	28	TX	4:26:01.2	10:09
174	1919	1053	Stuart GAMBLE	25	LA	4:26:10.0	10:09
175	1928	1115	Larkin GOMEZ	28	TX	4:26:52.6	10:11
176	1975	1058	Ken GOSS	27	TX	4:29:36.8	10:17
177	1995	915	Whit ALLEN	27	TX	4:30:54.1	10:20
178	2002	2792	Robert MARKOVICH	26	CA	4:31:11.5	10:21
179	2003	2110	Joseph MARTINS	26	TX	4:31:11.9	10:21
180	2010	394	Timothy J. POOLE	27	AR	4:31:37.6	10:22
181	2011	983	Michael LLOYD	27	AR	4:31:37.9	10:22
182	2022	802	J. Blake CHADICK	27	OK	4:32:10.2	10:23
183	2024	639	Andrew J. MAUER	27	NM	4:32:14.0	10:23
184	2030	3171	Joseph WARD	27	TX	4:32:36.7	10:24
185	2046	2627	Christopher BROOKS	28	TX	4:34:28.0	10:28
186	2053	2651	Robert PRESTON	29	TX	4:34:43.9	10:29
187	2054	3554	Al RAMIREZ	27	TX	4:34:44.5	10:29
188	2055	3666	Billy W. HAMILTON	27	TX	4:34:54.6	10:29
189	2071	1038	Robert WHITMAN	29	MO	4:36:07.0	10:32
190	2086	431	Michael TROUT	26	TX	4:36:37.9	10:33
191	2100	2991	Rob CAMPOS	25	TX	4:37:30.5	10:35
192	2103	3561	Gil HERRICK	28	TX	4:37:44.2	10:36
193	2106	501	Roger T. CRAWFORD	28	AR	4:37:57.0	10:36
194	2150	309	Blake L. CURTON	29	CO	4:40:30.8	10:42
195	2153	3822	Michael E. GREEN	25	OK	4:40:40.5	10:43
196	2179	370	Ching CHUA	25	TX	4:42:36.5	10:47
197	2180	2311	Douglas YEE	27	TX	4:42:38.2	10:47
198	2193	686	Gary COOPER	26	AR	4:43:45.0	10:50
199	2211	3496	Donn E. VANGSNES	29	OK	4:45:20.1	10:53
200	2213	3623	Thomas BIRNINGER	27	TN	4:45:35.2	10:54
201	2225	3355	Richard ELKINS	27	TX	4:46:43.7	10:56
202	2253	2940	Michael R. SIMPSON	29	OK	4:49:18.4	11:02
203	2260	206	George J. LAKATOS	27	MO	4:50:02.2	11:04
204	2274	1510	John P. GRAY	25	TX	4:51:21.8	11:07
205	2286	3889	Kenneth VAN DOREN	28	TX	4:52:30.8	11:10
206	2288	2814	John BOUDREAU	25	TX	4:52:42.4	11:10
207	2289	1973	Howard HALTOM	27	TX	4:52:43.5	11:10
208	2294	3525	Tom O'BRIEN	29	TX	4:53:18.3	11:11
209	2304	620	John M. WATERFIELD	29	TX	4:54:51.0	11:15
210	2308	3091	Eddy JOHNSON	28	TX	4:55:10.7	11:16
211	2342	3885	David REYNOLDS	28	TX	4:58:09.7	11:23
212	2345	322	Bob BOWER	29	TX	4:58:15.2	11:23
213	2357	2219	Tony DUESING	29	KS	4:59:37.7	11:26
214	2375	3729	Steve MCCALEB	26	OK	5:01:10.8	11:29
215	2378	2840	Marlyn Tyler ANGELL	27	TX	5:01:27.9	11:30
216	2387	3142	Maura S. GANZON	26	TX	5:02:14.2	11:32
217	2407	3578	Matt MARKS	28	TX	5:05:17.5	11:39
218	2410	2113	Matt BESHEARS	29	TX	5:05:21.5	11:39
219	2431	1588	Sam MOSER	25	TX	5:08:15.8	11:46
220	2450	2918	Harold P. GASS	29	TX	5:10:04.9	11:50
221	2474	3370	Kurt YATER	27	TX	5:13:28.4	11:58
222	2519	24	Larry C. ARMENDARIZ	28	TX	5:18:44.6	12:10
223	2524	550	Scott CRAIN	27	TX	5:19:51.3	12:12
224	2552	2833	Joe WALKER	25	TX	5:26:20.0	12:27
225	2553	1663	Don BURGIO	27	TX	5:26:31.0	12:27
226	2560	2240	Richard STARR	28	TX	5:29:08.0	12:33
227	2595	3619	Todd MCSHAN	29	TX	5:29:25.0	12:32
228	2606	3393	Fred CAWTHORNE	26	TX	6:00:44.0	13:46
229	2612	3376	Brent SCHNEIDER	25	TX	6:08:59.0	14:05
230	2617	3891	Patrick MULLEY	27	TX	6:29:00.0	14:50

Age Group	Overall Place	Bib No.	Name	Age	State	Time	Pace
20	71	406	Randy A. MCFARLAND	33	AL	2:55:08.8	6:41
21	74	436	Jimmy GROSSMAN	34	PA	2:55:18.3	6:41
22	75	2754	Rod E. PIPINICH	34	TX	2:55:26.1	6:42
23	84	20	Ron ISBELL	34	TX	2:56:32.3	6:44
24	86	3746	Chris HUGHES	33	TX	2:56:35.6	6:44
25	88	1000	Jordan CHANEY	32	TX	2:56:52.2	6:45
26	104	1184	Monte WELLS	33	TX	2:57:55.7	6:47
27	107	3465	Arturo LOPEZ CARMONA	33	MX	2:58:25.5	6:48
28	119	1272	Maiz HUSAIN	30	TX	3:00:56.5	6:54
29	126	514	Brian FAILON	33	VA	3:01:45.6	6:56
30	133	2806	Mike BECKNER	31	TX	3:02:15.5	6:57
31	140	1511	Brooks TERRELL	31	TX	3:02:46.3	6:58
32	143	343	Dean SPRAGUE	31	IL	3:02:59.0	6:59



Michelle Velie and Patrick Johns wind their way around the lake.

33	144	2331	Nick KJUCARIC	32	TX	3:02:59.9	6:59
34	147	2442	Daniel DURST	32	TX	3:03:09.9	6:59
35	156	81	Brian LENZ	30	KS	3:03:59.3	7:01
36	167	3208	Robert KOJBABA	31	TX	3:05:59.7	7:06
37	170	1919	Glenn R. VANVUET	30	TX	3:06:27.3	7:07
38	195	444	Tony J. BROCK	34	NE	3:08:43.8	7:12
39	198	3433	Mark PICKHARDT	33	AR	3:09:05.0	7:13
40	204	2050	Roger BROWN	33	OK	3:09:45.9	7:14
41	205	3138	Lorenzo RIOS TORRES	30	TX	3:10:00.0	7:15
42	213	2937	Scott GRIM	31	KS	3:11:04.3	7:17
43	214	3668	Ed SCHILLER	32	CA	3:11:04.9	7:17
44	216	2934	Mike DELMORE	34	TX	3:11:19.5	7:18
45	221	416	Keith FRANCIS	34	AR	3:11:31.3	7:18
46	228	2376	Scott OSUND	33	TX	3:11:58.7	7:19
47	230	3017	Scott SULLINS	31	TX	3:12:07.8	7:20
48	242	3876	Mark THOM	30	TX	3:12:58.6	7:22
49	262	1984	Scott J. WILSON	30	TX	3:14:24.3	7:25
50	264	1866	Todd WHITFIELD	31	TX	3:14:32.6	7:25
51	268	1633	Dennis BENNETT	34	TX	3:14:43.4	7:26
52	276	485	Jim SCHAFFER	34	TX	3:15:26.5	7:27
53	284	568	Thomas WALSH	32	AR	3:16:10.8	7:29
54	285	2654	Timothy M. ELIUS	32	TX	3:16:11.3	7:29
55	290	717	David C. PRICE	31	TX	3:16:35.7	7:30
56	295	2591	Alexis SEGERLIND	32	TX	3:16:43.1	7:30
57	302	2027	Scott KESKE	34	TX	3:17:02.9	7:31
58	303	369	Sam LANDRY	33	LA	3:17:09.8	7:31
59	326	998	Jeff COURTER	33	KS	3:18:20.3	7:34
60	333	1026	David KIM	34	KS	3:18:43.1	7:35
61	344	1691	John HAVENSTRITE	32	TX	3:19:26.6	7:37
62	350	589	Steve FRANCIS	30	TX	3:19:44.3	7:37
63	352	33	Daniel UPSHER	34	TX	3:19:46.8	7:37
64	355	885	Steve ABRAHAMSON	33	TX	3:19:52.2	7:38
65	358	894	David CACERES	31	TX	3:19:59.9	7:38
66	359	1348	Patrick J. PEPPELAAR	34	TX	3:20:00.6	7:38
67	371	1106	Kevin CADDWELL	34	TX	3:20:31.5	7:39
68	373	2560	John K. BINI	31	TX	3:20:34.5	7:39
69	376	3287	Chuck D. SOHASKEY	32	TX	3:20:37.4	7:39
70	382	2524	Antonio GREGORIO	34	TX	3:20:54.4	7:40
71	388	2303	Jeffrey J. BERNASKY	31	KS	3:21:10.6	7:41

Age Group	Overall Place	Bib No.	Name	Age	State	Time	Pace
72	391	2732	Mark PETERSON	33	TX	3:21:16.7	7:41
73	392	2668	Scott CLOUSE	31	TX	3:21:17.3	7:41
74	394	2884	Cliff MAJOUSE	33	LA	3:21:18.4	7:41
75	395	2374	Andy L. OBASOIHAN	34	TX	3:21:23.5	7:41
76	397	173	Mitchell W. ALLEN	33	TX	3:21:26.4	7:41
77	403	1095	Jeff CARLAT	31	TX	3:21:36.9	7:42
78	405	3833	Brett BASSHAM	34	TX	3:21:39.7	7:42
79	409	1337	Stan FERGUSON	31	AR	3:22:00.6	7:42
80	416	1701	Daniel OROZCO	30	TX	3:22:24.0	7:43
81	419	1259	Tom COIT	32	OK	3:22:32.3	7:44
82	422	3008	Martin LEISTER	34	TX	3:22:47.0	7:44
83	448	1351	Kirk KIMLER	32	IL	3:24:01.7	7:47
84	449	959	Charles D. HOOKS	33	TX	3:24:02.8	7:47
85	454	1075	J. Michael ANDREWARTHA	34	TX	3:24:16.0	7:48
86	457	2352	Manuel HERNANDEZ	32	TX	3:24:23.1	7:48
87	461	2243	John PESTANER	33	TX	3:24:30.3	7:48
88	465	453	Robert BAXLEY	31	CA	3:24:36.7	7:48
89	468	2250	F. Gregory RHODES	34	GA	3:24:45.2	7:49
90	480	3254	Robert ARMSTRONG	33	TX	3:25:18.6	7:50
91	481	1496	Warren BONHAM	32	TX	3:25:19.7	7:50
92	486	192	Carl J. MARSHALL	34	KY	3:25:37.5	7:51
93	494	1606	Blake A. WILSON	34	TX	3:26:11.2	7:52
94	496	3100	Sam DAVILA	32	TX	3:26:21.4	7:52
95	499	749	Tony RECTOR	34	TX	3:26:38.8	7:53
96	502	1051	L. F. LAMONS	34	OK	3:26:45.0	7:53
97	505	1605	Ronald L. RICHARDSON	34	OK	3:26:57.9	7:54
98	510	2018	Randall JENKINS	32	TX	3:27:05.1	7:54
99	512	3323	Mark CANTRELL	34	TX	3:27:13.0	7:54
100	516	511	Timothy W. SCHMIDT	34	TX	3:27:19.8	7:55
101	521	3348	R. Mark MILLER	34	TX	3:27:31.3	7:55
102	529	3701	Edwards J. DURAN	30	TX	3:27:49.2	7:56
103	531	1468	Barry L. DURHAM	31	TX	3:27:55.0	7:56
104	532	2724	Randy COTHRUN	31	TX	3:28:01.5	7:56
105	552	2567	Scott RUELL	33	TX	3:28:48.3	7:58
106	557	2537	John CHANDLER	31	TX	3:28:54.8	7:58
107	563	2907	Douglas K. WILLIAMS	32	LA	3:29:05.9	7:59
108	567	2337	Tony LUKEN	32	TX	3:29:14.3	7:59
109	570	3606	Joe GIARDANO	31			

1994 RESULTS

MALE AGE GROUP 30-34

Age Group	Overall	Bib	Name	Age	State	Time	Pace
166	902	2086	Kelly KAY	30	OK	3:43:07.2	8:31
167	904	2729	Patrick AMOE	34	TX	3:43:12.7	8:31
168	907	3095	Daniel R. GARCIA	34	TX	3:43:18.9	8:31
169	916	2267	Todd HARPER	31	TX	3:43:35.6	8:32
170	928	3247	Robert ANDERSON	33	TX	3:44:22.5	8:34
171	939	452	Craig W. DASSE	33	TX	3:44:50.1	8:35
172	942	2702	Shannon O'GLEE	33	TX	3:44:55.5	8:35
173	947	2248	Archie PHILLIPS	34	TX	3:45:11.0	8:35
174	948	3383	Greg CROW	33	TX	3:45:12.2	8:36
175	950	3400	John SMOUKA	30	TX	3:45:21.4	8:36
176	959	2293	Kirk MATHIAS	34	AR	3:45:35.6	8:36
177	964	615	Randall G. MCCCHRISTIAN	33	TX	3:45:47.9	8:37
178	966	846	John E. MOORE	30	AR	3:45:55.7	8:37
179	969	2561	Jack HASE	33	TX	3:46:01.2	8:37
180	970	255	George W. WATSON	34	TX	3:46:03.1	8:37
181	980	2040	Bob HERNON	31	TX	3:46:31.8	8:39
182	985	2860	James B. JACKSON	31	TX	3:46:41.2	8:39
183	986	1054	Stuart C. KNEEDER	33	TX	3:46:42.8	8:39
184	988	3541	Paul SHANAHAN	33	TX	3:46:45.1	8:39
185	990	2826	Mark ROACH	33	TX	3:47:03.7	8:40
186	998	1168	Richard A. GRUBBS	34	TX	3:47:27.0	8:41
187	999	2865	Bruce A. IVY	33	TX	3:47:29.1	8:41
188	1000	3649	Mark W. TATAM	31	TX	3:47:33.3	8:41
189	1002	690	Amit AGARWAL	31	TX	3:47:37.9	8:41
190	1014	900	William GARDNER	30	KS	3:48:04.5	8:42
191	1020	2125	Chris RYAN	32	TX	3:48:24.5	8:43
192	1031	562	Scott A. SMITH	32	LA	3:48:51.3	8:44
193	1034	1021	Alon BULL	31	TX	3:48:58.0	8:44
194	1045	3196	Kevin R. WATASSEK	33	TX	3:49:16.1	8:45
195	1058	1699	David ROSE	32	AR	3:49:49.9	8:46
196	1063	626	Mitch O. MOSKOWITZ	33	TX	3:50:09.1	8:47
197	1071	1203	John VARDAMAN	32	MS	3:50:23.0	8:47
198	1072	713	Anthony R. HERALD	33	TX	3:50:29.8	8:48
199	1073	2744	Thomas BARDEN	31	TX	3:50:31.5	8:48
200	1076	3553	Candido ALFARO ESTRADA	31	TX	3:50:41.5	8:48
201	1077	954	Lanny SENTER	33	TX	3:50:42.6	8:48
202	1084	420	Brian COOPER	34	GA	3:50:57.8	8:49
203	1088	3788	Jeff RYCOFT	31	OK	3:51:07.8	8:49
204	1094	1464	Gary KNIPPA	34	TX	3:51:17.2	8:49
205	1107	3278	Mark C. POWELL	30	OK	3:51:33.8	8:50
206	1114	445	Pierre DONAHUE	31	DC	3:51:45.2	8:51
207	1115	1204	H. Chris SEMPLE	34	AL	3:51:46.7	8:51
208	1129	3023	Jose BADILLO	34	TX	3:52:13.2	8:52
209	1132	2350	David ALEXANDER	33	TX	3:52:19.1	8:52
210	1134	2829	W. Scott ANDERSON	33	TX	3:52:21.0	8:52
211	1137	147	William W. TRIGG	31	TX	3:52:26.1	8:52
212	1146	1755	Mike STEWART	31	TX	3:52:39.1	8:53
213	1159	3337	William J. HOEPLF	33	TX	3:53:02.0	8:53
214	1175	415	Dan S. MEADES	32	TX	3:53:52.4	8:55
215	1193	156	Scott L. TATE	32	TX	3:54:38.0	8:57
216	1199	2701	John HAUKE	32	TX	3:54:48.7	8:58
217	1204	1116	David COLLIER	33	TX	3:54:58.9	8:58
218	1210	1340	John W. DARLINGTON	34	TX	3:55:18.0	8:59
219	1218	1181	Robert KEEHAN	31	TX	3:55:31.1	8:59
220	1223	2832	Patrick MULLER	33	IL	3:55:41.3	9:00
221	1261	3571	Phil GORDEN	33	TX	3:56:57.5	9:02
222	1266	3174	Allan HORAK	33	TX	3:57:07.8	9:03
223	1269	3346	Bill GRUNNIAK	33	TX	3:57:11.9	9:03
224	1278	939	Bart H. GASKILL	32	TX	3:57:40.8	9:04
225	1282	3344	Bob SIMON	31	TX	3:57:43.3	9:04
226	1289	542	Anthony LONG	31	TX	3:57:47.5	9:04
227	1293	2640	Tom ADAMS	31	TX	3:58:01.4	9:05
228	1295	349	Tennynson FLORIDA	33	TX	3:58:06.1	9:05
229	1298	1678	Scott WOODALL	34	TX	3:58:12.4	9:05
230	1309	1980	Craig E. WEAVER	33	TX	3:58:26.7	9:06
231	1317	1289	Alonso BENCOMO	31	MX	3:58:42.3	9:06
232	1327	3576	Robert B. CORDIAK	31	TX	3:58:53.7	9:07
233	1333	196	Michael M. MILLER	34	KS	3:59:08.8	9:07
234	1349	167	Martin K. ANDREPOINT	30	TX	3:59:27.1	9:08
235	1354	732	Doug CANTER	30	TX	3:59:42.2	9:09
236	1359	2320	Daniel GRUENENFELDER	34	TX	3:59:46.2	9:09
237	1367	2998	Larry SCHOLL	33	MO	4:00:15.3	9:10
238	1370	1428	Mike SANDOVAL	34	TX	4:00:24.1	9:10
239	1376	34	Tim GINGERICH	34	TX	4:00:40.6	9:11
240	1379	928	Steve BERGER	32	TX	4:00:53.2	9:11
241	1380	1447	Robert STEPHENS	33	TX	4:00:55.7	9:12
242	1385	612	William L. BLOCH	31	TX	4:00:59.5	9:12
243	1390	407	Brian CASTLEBERRY	33	CO	4:01:12.7	9:12
244	1392	571	Troy TROWER	32	OK	4:01:16.7	9:12
245	1395	864	Colin BOTHA	30	TX	4:01:22.6	9:13
246	1400	3084	Ed ZAJAC	34	OK	4:01:36.7	9:13
247	1416	2342	Michael O'DWYER	34	TX	4:02:08.6	9:14
248	1427	1995	Steven D. GUY	34	TX	4:02:46.0	9:16
249	1429	2159	Darryl R. FRAHM	33	TX	4:02:51.2	9:16
250	1444	929	Mike MARTIN	31	TX	4:03:42.1	9:18
251	1460	957	David JULEY	34	OK	4:04:26.0	9:20
252	1471	512	Timothy K. BRADY	34	TX	4:05:03.9	9:21
253	1479	607	Joe A. SELLERS	31	TX	4:05:23.9	9:22
254	1486	2967	Jahahan THIELE	32	TX	4:05:31.4	9:22
255	1487	3763	Noe CAZARES	34	MX	4:05:32.6	9:22

Age Group	Overall	Bib	Name	Age	State	Time	Pace
256	1488	2758	Stephen STEHLING	33	TX	4:05:36.1	9:22
257	1513	2193	Jerry BAKER	34	TX	4:06:15.3	9:24
258	1516	1703	Tracy HAYS	34	TX	4:06:22.2	9:24
259	1518	2868	Kent HARDY	33	AR	4:06:23.6	9:24
260	1533	3600	Alberto AZPURI	34	MX	4:07:11.5	9:26
261	1545	245	Tray TALBOT	33	OK	4:07:44.1	9:27
262	1550	2132	Tim HARLOW	33	TX	4:07:54.0	9:27
263	1566	2598	Chris COLE	30	TX	4:08:39.0	9:29
264	1575	2959	Barry VIOLA	34	KS	4:09:00.5	9:30
265	1579	1752	J. R. COOK	33	TX	4:09:06.9	9:30
266	1592	1270	Doug FORESTER	34	TX	4:09:44.8	9:32
267	1594	3756	Randy FRITZ	34	TX	4:09:50.4	9:32
268	1596	992	Jon SCHNEIDER	31	TX	4:09:56.4	9:32
269	1597	1842	Todd SMITH	33	TX	4:09:57.8	9:32
270	1604	1382	Tom HEATH	31	TX	4:10:12.3	9:33
271	1607	2161	Ted EADS	32	TX	4:10:23.5	9:33



Wheelchair champ Jan Mattern hit on all gears.

Age Group	Overall	Bib	Name	Age	State	Time	Pace
272	1620	2702	Kurt S. WHITE	31	TX	4:10:42.8	9:34
273	1622	2451	Randy AVENS	32	AR	4:10:49.2	9:34
274	1630	3235	Charles MEACHUM	31	TX	4:11:14.4	9:35
275	1633	3774	Garlon M. EBANKS	34	TX	4:11:24.7	9:36
276	1641	2131	Bob HEISSERER	33	AR	4:11:42.7	9:36
277	1645	313	Joe D. ELDER	30	TX	4:11:46.9	9:36
278	1656	1694	David HOVEDEN	34	TX	4:12:08.7	9:37
279	1659	903	Donald J. YOUNG	33	TX	4:12:11.5	9:37
280	1664	2639	Jim CAVANAUGH	34	TX	4:12:17.7	9:38
281	1674	3070	Greg SEILER	31	TX	4:12:41.7	9:38
282	1677	1177	Tim LEBSACK	32	TX	4:12:52.7	9:39
283	1681	1538	Keith BOLEN	33	TX	4:13:00.2	9:39
284	1686	1572	Steven M. BREZETTE	30	IL	4:13:13.0	9:40
285	1687	340	Bob CAMPBELL	34	MI	4:13:15.7	9:40
286	1689	648	Albert J. ISLAS	33	TX	4:13:33.6	9:40
287	1695	1790	Matt BOSCH	31	TX	4:13:42.9	9:41
288	1699	2049	Timothy M. ZAJAC	31	OK	4:14:01.9	9:42
289	1701	1540	Billy JOLLY	34	TX	4:14:13.2	9:42
290	1714	2051	Rab F. PATTERSON	33	OK	4:14:34.6	9:43
291	1718	1173	Todd HART	33	TX	4:14:54.2	9:44
292	1721	3334	Michael L. SCOTT	31	TX	4:15:11.8	9:44
293	1723	2608	James J. HERRIMAN	34	TX	4:15:13.4	9:44
294	1724	1088	John SCHARFF	32	TX	4:15:18.3	9:44
295	1729	243	Elmo COLUNS	31	TX	4:15:39.7	9:45
296	1745	1308	Oscar TOSCANO	31	MX	4:16:28.3	9:47
297	1748	2887	Rex D. STOUT	31	OK	4:16:38.4	9:48
298	1750	1675	Larry YEARTA	32	TX	4:16:47.5	9:48
299	1751	1349	Jordan RAY	30	TX	4:16:50.6	9:48
300	1754	3114	James RIORDAN	31	TX	4:17:04.8	9:49
301	1765	2199	Steve ZELLERS	34	TX	4:17:37.6	9:50
302	1772	300	Craig M. ARNOLD	34	GA	4:17:50.2	9:50
303	1774	2529	Robert L. DENNIS	32	OK	4:18:05.4	9:51
304	1776	767	Kevin L. DIRKS	31	TX	4:18:10.5	9:51
305	1777	1685	Dale A. LEGBAND	32	TX	4:18:16.7	9:51
306	1780	3199	Ken WHITE	34	TX	4:18:26.6	9:52
307	1782	1578	Tom RECH	31	TX	4:18:28.4	9:52
308	1784	1669	Dennis I. HULSING	31	TX	4:18:31.6	9:52
309	1786	3680	Joseph DOLLAR	30	TX	4:18:52.0	9:53

Age Group	Overall	Bib	Name	Age	State	Time	Pace
310	1788	2568	Shawn E. MACRITCHIE	34	TX	4:18:55.1	9:53
311	1798	2566	Jay TEINERT	32	TX	4:19:22.9	9:54
312	1799	2852	Gregory MOZLEY	31	TX	4:19:26.0	9:54
313	1803	2052	Pete MARRS	34	OK	4:19:42.8	9:55
314	1806	2928	Dean F. LUEKE	30	TX	4:19:44.3	9:55
315	1810	1965	Mark J. GERIK	30	TX	4:20:05.2	9:55
316	1811	3140	David M. SCHWARTZ	32	TX	4:20:09.8	9:56
317	1812	1938	David C. MIZE	34	TX	4:20:18.0	9:56
318	1825	3458	Lance P. GOULET	34	CT	4:20:58.1	9:57
319	1831	3489	Steven VEST	33			

WHO AM I?



I used to be called ARA. Now my name is ARAMARK.

I serve 10 million people every day.

I serve delicious, nutritious meals at work, on campus,
at the hospital and at the ballgame.

I dress workers for success.

I teach children about sharing at more than 600 child care programs.

I provide healthcare for those who might
otherwise do without.

I do all this – and more – wherever America works or plays.

And I'm proud to be of service.



If you would like to know what ARAMARK can do for your company please call

1994 RESULTS



Age Group	Overall	Bib	Name	Age	State	Time	Pace	Age Group	Overall	Bib	Name	Age	State	Time	Pace	Age Group	Overall	Bib	Name	Age	State	Time	Pace
404	2399	3268	Vishal VERMA	32	TX	5:04:04.2	11:36	59	253	395	Don GRIESSE	38	AR	3:13:59.0	7:24	153	658	3712	Danny H. CHAPA	37	TX	3:33:27.9	8:09
405	2416	350	Mark ANDERSON	32	TX	5:05:59.6	11:40	60	256	3646	Alberti VELASQUEZ	39	TX	3:14:06.6	7:24	154	661	1849	Jim BALL	36	OK	3:33:13.3	8:09
406	2424	1138	Scott YOUNG	30	MO	5:06:36.7	11:42	61	258	1555	Mike FLORES	38	TX	3:14:12.6	7:25	155	670	3759	Bruce SEXTON	38	TX	3:33:46.5	8:09
407	2429	2333	Mark E. SULLIVAN	30	TX	5:07:48.5	11:45	62	260	2798	Richard NELSON	39	TX	3:14:18.4	7:25	156	672	1049	Gary BREIPOHL	38	OK	3:33:53.6	8:10
408	2449	920	James METZGER	32	TX	5:09:54.4	11:49	63	265	2077	Joe PIERCE	38	TX	3:14:37.3	7:26	157	675	782	Mark S. KUCHARSKI	37	NY	3:34:01.3	8:10
409	2456	578	Mike LAPORTA	31	TX	5:11:24.5	11:53	64	267	685	Lewis N. MCCARVER	36	AL	3:14:43.0	7:26	158	676	184	Bob W. SMEBY	38	TX	3:34:05.1	8:10
410	2459	812	Mark H. KLEINMAN	33	TX	5:11:43.8	11:54	65	271	2041	Mike CARNEY	38	OK	3:15:01.0	7:26	159	677	3029	Brian MACBETH	38	TX	3:34:08.7	8:10
411	2468	1910	Samuel HEERMANS	30	TX	5:12:38.1	11:56	66	272	736	Joseph R. MARTINEZ	39	TX	3:15:01.2	7:26	160	678	2846	Bob FERNANDER	37	IL	3:34:09.4	8:10
412	2470	1570	Kelly M. BRANT	34	TX	5:12:48.5	11:56	67	274	1458	Thomas N. BAUMGARTEN	38	TX	3:15:15.5	7:27	161	680	740	Brian GILBERT	35	TX	3:34:13.5	8:11
413	2471	3683	Namie BACILE	34	TX	5:12:51.0	11:56	68	280	1821	Michael G. RUSNAK	38	TX	3:15:44.1	7:28	162	687	2418	Michael W. GEATZ	35	OK	3:34:27.3	8:11
414	2481	430	Kevin HARPEL	32	TX	5:14:41.0	12:00	69	281	3245	Gary COX	36	TX	3:15:46.4	7:28	163	690	1656	Peter JOHNSTON	36	PA	3:34:30.9	8:11
415	2482	913	Bill HUTCHISON	34	TX	5:14:45.7	12:01	70	283	1824	Scott DEVRIES	36	TX	3:16:08.3	7:29	164	693	1996	Timothy T. ARTHUR	38	LA	3:34:34.2	8:11
416	2484	1004	Chris SCOTT	30	TX	5:15:03.1	12:01	71	286	2206	Ross HEADIFEN	36	TX	3:16:23.5	7:30	165	694	1915	Rudolf J. PATI	37	TX	3:34:34.8	8:11
417	2488	2080	Jerry D. HAYES	32	OK	5:15:26.4	12:02	72	294	3406	Steve CARSON	35	TX	3:16:42.5	7:30	166	695	3494	Maria GUZMAN	35	MX	3:34:35.4	8:11
418	2506	2490	Pat MCARTHUR	30	TX	5:16:49.6	12:05	73	296	1303	Alfonso RAMIREZ	35	MX	3:16:43.5	7:30	167	701	2828	Mike WOLF	36	TX	3:34:46.0	8:12
419	2511	3877	Stewart PRICE	30	TX	5:17:10.0	12:06	74	300	2037	Ted K. JACOBS	39	OK	3:16:59.9	7:31	168	702	3368	Nolan LUJAN	39	TX	3:34:47.3	8:12
420	2514	3218	Paul SIMMANG	30	TX	5:17:23.4	12:07	75	304	1890	Tim ANDERSON	39	TX	3:17:11.5	7:31	169	705	2629	Steve HUNDT	37	TX	3:35:05.8	8:12
421	2516	1557	Jeff ROBERTS	33	TX	5:17:40.6	12:07	76	309	3329	Dan DIAS	37	TX	3:17:20.5	7:32	170	706	1519	David DODSON	38	TX	3:35:09.6	8:12
422	2532	2807	Joseph GARZARELLI	34	TX	5:21:42.6	12:16	77	316	1764	Gerald BREEDEN	37	OK	3:17:52.7	7:33	171	708	2982	William E. GRAY	37	TX	3:35:22.4	8:13
423	2535	3394	Alex LOPEZ	30	TX	5:22:31.2	12:18	78	317	2878	David KAPLE	38	IN	3:17:53.2	7:33	172	712	3428	Pai COATES	38	TX	3:35:28.8	8:13
424	2551	3771	Timothy DOSS	34	TX	5:26:13.0	12:27	79	320	1413	Eric B. CARSTENSON	39	NE	3:18:02.0	7:33	173	714	2738	Ruben M. PORTILLO	39	TX	3:35:33.6	8:13
425	2567	2382	Jerry DAY	31	TX	5:31:19.0	12:38	80	322	2950	Tom REED	38	NE	3:18:09.6	7:34	174	719	3655	Sam MUSACHIA	36	TX	3:35:39.1	8:14
426	2579	3727	Chuck BEESON	30	MN	5:36:42.0	12:50	81	325	1831	Bob WOLTKAMP	38	KS	3:18:15.0	7:34	175	720	3654	Charlie STUBB	35	TX	3:35:40.1	8:14
427	2587	3121	Michael LACHMAN	32	TX	5:45:37.0	13:11	82	330	2407	Jesse MCCRARY	36	OK	3:18:33.3	7:35	176	731	3429	John MOUND	39	KS	3:36:28.6	8:16
428	2589	1834	Rick MEISCH	32	TX	5:47:38.0	13:16	83	334	3686	Kevin MCCORMICK	36	TX	3:18:44.5	7:35	177	737	2749	Kurt WLOST	39	TX	3:36:41.8	8:16
429	2593	856	V. Michal FOX	34	TX	5:49:53.0	13:21	84	342	1603	Doug RODWELL	39	OK	3:19:14.3	7:36	178	744	1015	Mark DOSKOCIL	39	TX	3:37:07.4	8:17
430	2600	3793	Mario MORENO	34	TX	5:56:33.0	13:36	85	345	3698	Carlos MILLER	39	MX	3:19:28.6	7:37	179	747	1059	Bill AGERS	36	TX	3:37:10.6	8:17
431	2607	3488	Chris BRACKEN	31	TX	6:04:41.0	13:55	86	349	1314	Miguel IBANEZ ARRONIZ	38	MX	3:19:40.9	7:37	180	754	3497	Eduardo LAXOS	39	MX	3:37:30.3	8:18
432	2611	3858	Thomas RIDDER	30	TX	6:08:58.0	14:05	87	351	1018	Steven POTTER	37	TX	3:19:46.1	7:37	181	755	2180	Duane IATE JR.	38	WI	3:37:32.0	8:18
								88	354	2870	Randall WOLCOTT	38	TX	3:19:50.7	7:37	182	758	2693	David MADDEN	38	TX	3:37:38.3	8:18
								89	360	1479	Alex YUCUPICIO	38	MX	3:20:01.4	7:38	183	762	3061	Tom NEZWORSKI	38	TX	3:37:44.2	8:18
								90	362	574	Roger BOYCE	37	TX	3:20:12.8	7:38	184	764	3351	Guy M. FINLEY JR.	36	TX	3:37:47.8	8:19
								91	375	2003	Anthony N. CHRISTIAN	36	TX	3:20:36.5	7:39	185	766	219	Leo A. ZVONEK	39	TX	3:37:51.4	8:19
								92	380	2221	John LABONTE	37	TX	3:20:40.5	7:39	186	771	2518	Jeff HAIRSTON	35	LA	3:38:01.3	8:19
								93	383	2491	Allen HOLBERT	38	TX	3:20:59.5	7:40	187	772	836	Mike JUBY	37	KS	3:38:02.3	8:19
								94	385	437	David E. NELSON	39	TX	3:21:07.9	7:40	188	773	1952	Alex B. CLOUGH	38	TX	3:38:04.0	8:19
								95	389	1990	Richard B. REDHEAD	39	TX	3:21:13.2	7:41	189	776	695	James TAYLOR	37	TX	3:38:17.7	8:20
								96	393	1156	Mike JONES	35	TX	3:21:17.8	7:41	190	783	2593	Jean KHAHAZIAN	38	TX	3:38:43.1	8:21
								97	400	594	Gene MCKENZIE	36	CO	3:21:29.0	7:41	191	789	398	Rick KRAFT	36	NM	3:39:10.0	8:22
								98	402	1217	Kevan W. KERNS	37	TX	3:21:34.1	7:41	192	802	497	Randy L. HILL	35	AR	3:39:34.3	8:23
								99	418	3772	Eddie ABRAHAMS	36	TX	3:22:00.1	7:44	193	812	2476	Gary D. DOTY	35	OK	3:39:56.0	8:23
								100	423	905	Dan HALL	39	TX	3:22:50.0	7:44	194	816	3285	Jay SCHUIZ	36	TX	3:40:10.4	8:24
								101	425	3550	Jorge M. RICO	36	TX	3:22:57.4	7:45	195	818	1342	Phillip FARRIS	35	TX	3:40:13.2	8:24
								102	430	2054	Mike MOUCKA	37	OK	3:23:07.2	7:45	196	832	3097	Tom CARNEY	35	FL	3:40:55.8	8:26
								103	439	3823	Joel RUIZ	37	TX	3:23:28.9	7:46	197	833	803	Frank ARAIZA	35	TX	3:40:59.4	8:26
								104	462	2551	Thomas BYRD	35	TX	3:24:31.0	7:48	198	834	2981	Rick RAPER	36	NE	3:40:59.9	8:26
								105	463	3593	Bertram DESHA	35	KY	3:24:32.0	7:48	199	837	1631	Scott ZARLEY	35	TX	3:41:09.5	8:26
								106	467	3112	Lindy RIDINGER	35	TX	3:24:41.6	7:49	200	839	2399	Scott TUGGLE	38	TX	3:41:12.6	8:26
								107	469	3549	Gary STEVENSON	39	TX	3:24:46.4	7:49	201	841	762	Rongson ONKONBURI	36	TX	3:41:17.5	8:27
								108	475	774	Chris BROWN	39	TX	3:25:12.9	7:50	202	842	3755	Ron COUCHE	38	TX	3:41:18.2	8:27
								109	477	1677	Chris RYAN	35	TX	3:25:16.3	7:50	203	845	384	Paul GUALLS	35	OK	3:41:22.5	8:27
								110	482	2116	Rob JOHNSON	38	TX	3:25:21.9	7:50	204	847	770	Dale STAMEY	36	TX	3:41:25.7	8:27
								111	488	3661	James L. BUCHWALTER	37	TX	3:25:41.2	7:51	205	848	828	Brian N. BELL	39	TX	3:41:29.8	8:27
								112	492	3004	Mark D. NORMAN	37	TX	3:25:00.1	7:52	206	855	1022					



SEIKO CONGRATULATES
CAROLYN POH AND ALL 3,386 FINISHERS OF THE
1994 DALLAS WHITE ROCK MARATHON.

y o u c a r b o - l o a d e d .

LATITUDE WISHES TO

y o u t r a i n e d r e l e n t l e s s l y .

CONGRATULATE THE

y o u h i t t h e w a l l a t 1 1 .

RUNNERS OF THE


y o u c h u g g e d b r e w a t 2 0 .

25TH DALLAS WHITE

y o u k n e w y o u c o u l d d o i t .

ROCK MARATHON.

y o u r o c k e d .





1994 RESULTS

MALE AGE GROUP 35-39

Age Group				Overall				Bib				Age				State				Time				Pace			
Place	Place	No.	Name	Place	Place	No.	Name	Place	Place	No.	Name	Age	State	Time	Pace	Age	State	Time	Pace	Age	State	Time	Pace	Age	State	Time	Pace
247	1049	2992	Kenneith HUDSON	37	TX	3:49:22.4	8:45	337	1434	3516	Steve CATALDO	38	TX	4:03:16.9	9:17	431	1817	999	Greg MAYER	38	TX	4:20:31.7	9:56				
248	1050	3765	Mark RISTER	38	TX	3:49:23.5	8:45	338	1441	1642	Brant WINLAND	39	TX	4:03:30.3	9:17	432	1822	642	James A. SCALES	38	TX	4:20:42.0	9:57				
249	1051	212	Randall L. FLUKE	35	TX	3:49:25.7	8:45	339	1442	2751	Mark K. CAMPBELL	38	TX	4:03:32.9	9:18	433	1823	1733	Jockie EDWARDS	35	TX	4:20:51.4	9:57				
250	1056	3601	Ubaldo IBARRO	35	MX	3:49:46.2	8:46	340	1443	2805	Ron JULIAN	35	TX	4:03:39.3	9:18	434	1844	1089	Des WALSH	37	TX	4:22:06.7	10:00				
251	1060	3338	Paul J. PINEIDER	39	TX	3:50:00.9	8:47	341	1450	90	Life's A BEACH	36	TX	4:03:56.7	9:18	435	1845	887	Tony WHITE	36	GA	4:22:08.8	10:00				
252	1061	3789	Pete GONZALEZ	38	TX	3:50:03.7	8:47	342	1457	2237	Vince COWDREY	39	TX	4:04:18.6	9:19	436	1857	1770	John BLACKBURN	35	TX	4:22:59.9	10:02				
253	1064	1435	Danny KUHLMANN	37	CO	3:50:10.2	8:47	343	1461	405	James D. HANSON	35	TX	4:04:28.2	9:20	437	1861	3328	Stratton HORRES	38	TX	4:23:18.7	10:03				
254	1065	1223	Kim HOLLON	37	TX	3:50:10.8	8:47	344	1463	1727	Barry L. RICHEY	35	TX	4:04:31.0	9:20	438	1863	608	Ronnie BRICE	35	OK	4:23:27.7	10:03				
255	1066	1023	Rick MOONEY	39	NM	3:50:11.1	8:47	345	1464	2143	Danny BURMAN	36	TX	4:04:34.4	9:20	439	1870	977	Mark TATUM	39	AR	4:23:41.7	10:04				
256	1067	1212	Joseph V. CULOTTA	35	TX	3:50:12.2	8:47	346	1467	3132	Stephen R. PARKER	37	TX	4:04:49.3	9:20	440	1874	2214	Russell GREENE	38	TX	4:23:56.5	10:04				
257	1068	1730	Jorge R. GONZALEZ	36	TX	3:50:44.0	8:48	347	1468	3720	Bryon HENSLEY	39	LA	4:04:50.9	9:21	441	1879	3225	Jim WEAVER	35	TX	4:24:15.6	10:05				
258	1069	2324	Lan BATCHA	38	TX	3:50:20.5	8:47	348	1470	1756	Mark LARSON	35	TX	4:04:58.2	9:21	442	1885	3599	Servando R. RAMIREZ	39	MX	4:24:15.0	10:05				
259	1078	1730	Richard STOCKING	39	TX	3:50:44.0	8:48	349	1472	1777	Monte MITCHELL	39	TX	4:05:07.7	9:21	443	1894	3090	Paul BANCROFT	39	NV	4:24:39.0	10:06				
260	1081	3060	Steve BURTT	38	TX	3:50:49.7	8:48	350	1475	731	Jim URBANUS	39	TX	4:05:13.6	9:21	444	1897	253	John WELCH	39	TX	4:24:50.3	10:06				
261	1083	1521	Lanny BOEING	39	TX	3:50:55.3	8:49	351	1478	3828	Mike QUINN	35	TX	4:05:22.8	9:22	445	1901	1657	Tony D. WILLIAMS	39	TX	4:24:58.7	10:07				
262	1085	2323	Kevin KINSER	37	TX	3:51:05.8	8:49	352	1480	1118	David TANKSLEY	38	TX	4:05:24.3	9:22	446	1910	655	Al GARRETT	36	TX	4:25:41.2	10:08				
263	1086	645	Thomas KEARNS	36	TX	3:51:07.1	8:49	353	1484	3037	Gary MOSER	36	AR	4:05:29.0	9:22	447	1912	1650	Richard BLANK	35	TX	4:25:44.6	10:08				
264	1089	1979	Jeff M. MILLSLAGEL	35	TX	3:51:09.2	8:49	354	1492	3714	Fred PHILLIPS	35	AR	4:05:44.3	9:23	448	1913	2146	Bill WADSWORTH	37	KS	4:25:53.3	10:09				
265	1091	1590	Greg LORIE	37	TX	3:51:12.9	8:49	355	1497	2783	Fernando DE LOS SANTOS	37	MX	4:05:52.5	9:23	449	1917	2288	Joe PRUSAITIS	39	TX	4:26:04.4	10:09				
266	1093	2338	Michael COBB	36	TX	3:51:16.7	8:49	356	1499	2841	Randy DON FORTE	39	TX	4:05:55.4	9:23	450	1920	2309	Mark A. WORRELL	39	TX	4:26:28.5	10:10				
267	1096	3057	Jeff D. BAGGETT	38	OK	3:51:21.7	8:50	357	1500	3274	Craig RATCLIFF	38	KS	4:05:56.1	9:23	451	1921	1503	John W. DAY	36	TX	4:26:32.2	10:10				
268	1099	2032	Michael L. MCCARTY	38	TX	3:51:23.8	8:50	358	1502	1488	Tom ADAMS	39	AR	4:05:58.0	9:23	452	1935	2784	Rodolfo CANTU-STAFFORD	37	MX	4:27:25.9	10:12				
269	1100	2421	Christian P. BUTLER	36	TX	3:51:24.2	8:50	359	1504	1526	Steve ECKSTEIN	39	FL	4:06:00.1	9:23	453	1940	3250	Grant A. CRAIG	35	TX	4:27:58.7	10:13				
270	1101	860	Kevin WORTHINGTON	38	TX	3:51:24.8	8:50	360	1512	3421	Chat COLLIER	36	OK	4:06:12.1	9:24	454	1945	2471	Ray TROWER	37	AR	4:27:56.6	10:13				
271	1103	236	Randy L. MOORE	39	TX	3:51:29.0	8:50	361	1517	2198	Mark T. HAWKINS	37	TX	4:06:22.8	9:24	455	1959	2698	Steve BOSWORTH	39	TX	4:28:35.0	10:15				
272	1105	1250	John F. CONLEY	37	TX	3:51:31.4	8:50	362	1519	2965	Don TAMBORRELO	37	TX	4:06:25.9	9:24	456	1962	1854	Scott A. CARTER	39	OK	4:28:40.8	10:15				
273	1106	1099	John P. KEPICH	37	TX	3:51:32.3	8:50	363	1520	1474	Phil VIDRINE	39	TX	4:06:26.9	9:24	457	1965	1096	Larry W. NEAL	37	OK	4:28:48.6	10:15				
274	1109	2474	Scott BRIXEY	37	AR	3:51:38.1	8:50	364	1525	3508	Tim BENNETT	35	TX	4:06:40.1	9:25	458	1969	2328	Rick J. TRUJILLO	38	TX	4:29:12.5	10:16				
275	1110	3141	Mike WOOD	35	TX	3:51:40.1	8:50	365	1526	2492	Joe D. PRICKETT	35	TX	4:06:41.1	9:25	459	1971	2460	Timothy J. KING	35	KS	4:29:18.0	10:16				
276	1116	2066	Doug DRETKE	36	TX	3:51:47.1	8:51	366	1531	3318	Alberto PAREDES GARCIA	35	MX	4:07:05.6	9:26	460	1978	3846	Nathan JOHNSON	37	OK	4:29:50.0	10:18				
277	1120	1188	John E. JENKINS	38	TX	3:51:53.0	8:51	367	1534	2228	Rick SCHMIDT	36	OK	4:07:12.0	9:26	461	1979	2029	Robert SHULER	39	TX	4:29:50.4	10:18				
278	1127	1769	Kenneth E. PHILLIPS	39	TX	3:52:08.6	8:51	368	1535	917	Craig HUNT	36	TX	4:07:13.5	9:26	462	1980	2648	Patrick B. MCMULLEN	35	NE	4:29:58.1	10:18				
279	1136	990	Greg L. SOUTIS	38	TX	3:52:24.0	8:52	369	1540	1499	Gary BADSTEBNER	36	TX	4:07:33.8	9:27	463	1988	793	Tom YANNARELLA	37	TX	4:30:34.5	10:19				
280	1143	142	Peter E. LANZT	38	OK	3:52:37.9	8:53	370	1546	3566	David BOREN	37	TX	4:07:44.8	9:27	464	1993	2058	Rollie D. SMITH	39	TX	4:30:43.9	10:20				
281	1147	318	Paul E. WOOD	36	OK	3:52:39.5	8:53	371	1547	706	Robert T. ROACH	37	TX	4:07:46.0	9:27	465	1999	1216	Ross LYLE	35	TX	4:31:02.4	10:20				
282	1154	540	William F. BOTEL JR.	39	TX	3:52:52.4	8:53	372	1553	2503	Gregory J. GARCIA	35	TX	4:08:00.6	9:28	466	2001	2578	Walter MCFARIAND	39	TX	4:31:09.2	10:21				
283	1157	1298	Javier ORTEGA	36	MX	3:52:54.9	8:53	373	1556	2068	Charles N. LEMMOND	36	TX	4:08:12.8	9:28	467	2005	3375	Ronald GATTIS	35	TX	4:31:25.0	10:21				
284	1160	585	David W. JACKSON	37	TX	3:53:03.8	8:54	374	1560	3050	Steven FARRIS	35	TX	4:08:21.5	9:28	468	2009	336	Keith MCCLUNG	38	IA	4:31:26.4	10:22				
285	1161	229	Fred CHAMPION	39	TX	3:53:05.2	8:54	375	1562	1993	Daniel WAX	39	TX	4:08:27.1	9:29	469	2019	1832	M. Jay ALLISON	38	TX	4:32:08.1	10:23				
286	1172	423	Michael MOYLETT	35	TX	3:53:43.0	8:55	376	1565	1615	John DZIMINSKI	37	TX	4:08:37.2	9:29	470	2023	2735	Kent UNDERWOOD	36	TX	4:32:11.1	10:23				
287	1178	3638	Francisco R. MEDRANO	36	MX	3:53:56.4	8:56	377	1568	3227	Jay C. COOKE	37	TX	4:08:43.7	9:29	471	2028	2935	Jay N. PFEIFFER	39	KS	4:32:28.7	10:24				
288	1179	2746	Jan M. JOHNSON	36	TX	3:54:02.0	8:56	378	1572	3115	Johnner CONGER	37	TX	4:08:51.6	9:30	472	2032	660	Richard J. ROSS	38	OK	4:32:42.3	10:24				
289	1180	1881	Mike MILLER	37	TX	3:54:07.7	8:56	379	1574	1274	Tom LANDRY	38	KS	4:08:59.5	9:30	473	2036	1414	Marty STEELE	39	NC	4:33:15.1	10:26				
290	1181	835	Jan C. CANNON	38	TX	3:54:10.0	8:56	380	1577	758	Michael E. SHOFNER	38	TX	4:09:02.9	9:30	474	2042	2927	Larry BALSER	36	TX	4:33:56.7	10:27				
291	1186	2879	Mark S. MCMIHAN	38	OK	3:54:20.0	8:56	381	1580	1918	Joe SULC	39	TX	4:09:10.2	9:30	475	2051	330	Steve K. EMIG	36	TX	4:34:42.5	10:29				
292	1192	875	George SAXON	35	TX	3:54:33.2	8:57	382	1581	2669	John M. ARMSTRONG	38	TX	4:09:11.6	9:30	476	2057	2796	Craig MILLEN	35	TX	4:35:11.4	10:30				
293	1198	2101	Joe TOMSYCK	36	IL	3:54:46.7	8:57	383	1582	2604	Kelly J. SMITH	38	TX	4:09:19.3	9:31	477	2066	3629	Erik HARTE	36	MI	4:35:10.0	10:31				
294	1211	2609	Matt PATTERSON	39	TX	3:55:20.2	8:59	384	1585	2208	Steve SIMPSON	38	TX	4:09:27.7	9:31	478	2070	1400	Gregg A. ROSENBAUM	39	TX	4:36:06.5	10:32				
295	1213	2731	Tim INGERSOLL	38	TX	3:55:25.0	8:59	385	1586	687	Charlie FULLER	37	AR	4:09:31.6	9:31	479	2075	1518	Michael BURIAKOFF	38	KS	4:36:13.7	10:32				
296	1215	3824	Randy BARTON	36	TX	3:55:27.1	8:59	386	1588	1114	Carl RICHARD	37	TX	4:09:34.1	9:31	480	2079	3803	Carl HAYWORTH	39	TX	4:36:18.0	10:33				
297	1216	3155	Steve CARLSON	36	TX	3:55:28.2	8:59	387	1591	3476	Greg TAYLOR	36	TX	4:09:43.3	9:32	481	2089	235	Gary A. OCHS	39	IL	4:36:44.9	10:34				
298	1217	1040	Fred W. NORTHERN	39	OK	3:55:30.1	8:59	388	1593	958	Thomas L. HENDRICK	35	OK	4:09:48.2	9:32	482	2094	1814	Ron GUILIARD	38	TX	4:37:14.4	10:35				
299	1219	1420	Dan E. MURHEAD JR.	36	MS	3:55:31.9	8:59	389	1595	2915	Patagal A. AUGHTRY	37	OK	4:09:53.0	9:32	483	2099	1899	Terry JONES	37	TX	4:37:29.5	10:35				
300	1220	2272	James G. BLOUNT	36	TX	3:55:35.0	8:59	390	1602	3519	Tony HAWKINS	39	TX	4:10:05.3	9:33	484	2107	944	Charlie MADDEN	39	TX	4:38:01.7	10:36				
301	1234	2478	Steve E. NAUMAN	39																							

1994 RESULTS



Age Group	Overall Place	Bib No.	Name	Age	State	Time	Pace
525	2354	2345	Yale METZ	39	TX	4:59:25.9	11:25
526	2356	2919	Joe D. COSTELLO	37	OK	4:59:31.5	11:26
527	2360	1110	Gary D. TEETER	39	AR	4:59:45.0	11:26
528	2361	1734	Ran K. BRAMLETT	37	AR	4:59:45.4	11:26
529	2365	3730	Michael A. GREEN	39	TX	5:00:00.4	11:27
530	2366	2809	Craig LYON	36	TX	5:00:03.0	11:27
531	2372	2495	Wayne E. BRUSKI	38	OK	5:00:40.4	11:28
532	2388	1749	Hershel DYKEMA	35	TX	5:02:20.1	11:32
533	2393	1632	Larry H. EVENSKY	37	LA	5:03:22.7	11:34
534	2394	1395	Bruce CARR	38	TX	5:03:35.0	11:35
535	2404	2759	Mike CHARLES	37	TX	5:04:56.0	11:38
536	2408	3085	Danny J. TATE	36	OK	5:05:18.1	11:39
537	2409	2260	Greg SMALL	38	OK	5:05:20.8	11:39
538	2413	2026	Kelly HILBURN	36	OK	5:05:47.9	11:40
539	2414	3694	Isaac MORALES	36	TX	5:05:52.1	11:40
540	2421	3528	Enrique F. CERVANTES	39	TX	5:06:26.4	11:42
541	2422	3521	Jay LOWE	39	TX	5:06:34.1	11:42
542	2427	2722	Larry A. HARPER	38	TX	5:07:38.6	11:44
543	2436	3490	Kenneth L. FRANCIS	39	TX	5:08:36.3	11:46
544	2438	1886	Richard J. EADS	37	TX	5:08:50.4	11:47
545	2443	3228	Robin WANTLAND	39	TX	5:09:30.9	11:49
546	2446	1392	David J. THOMPSON	38	TX	5:09:50.2	11:49
547	2448	1356	Paul D. MILLER	35	CO	5:09:53.9	11:49
548	2460	591	Jack BAUM	37	TX	5:11:44.2	11:54
549	2467	1139	David LESPERANCE	37	KS	5:12:35.7	11:56
550	2473	1254	Roland GORDON	35	TX	5:13:16.9	11:57
551	2480	3864	Niel AMY	39	TX	5:14:34.5	12:00
552	2483	3093	Tom ZAMUDIO	39	TX	5:14:54.9	12:01
553	2495	3704	Nyla MORRIS	37	TX	5:16:29.3	12:05
554	2497	3744	Kenneth HAWKINS	39	TX	5:16:31.5	12:05
555	2501	2466	Donald MOORE	35	KS	5:16:41.1	12:05
556	2508	3461	Scott SMITH	35	TX	5:16:53.3	12:05
557	2509	2480	Art RODRIGUEZ	36	LA	5:16:54.7	12:05
558	2515	2336	Elias MEJIA	39	TX	5:17:34.1	12:07
559	2523	3388	Randall D. WINTER	38	TX	5:19:28.0	12:11
560	2525	2124	Justin MCNAMEE	36	TX	5:20:24.8	12:13
561	2528	1396	Gerardo LOSOYA	36	TX	5:20:53.6	12:15
562	2533	2785	Ramiro CANTU-STAFFORD	39	MX	5:21:43.2	12:16
563	2536	3373	Douglas C. WILKINS	39	TX	5:22:33.5	12:18
564	2537	2423	Thomas J. COLLINS III	38	TX	5:22:57.2	12:19
565	2545	1773	Dennis L. ASHWORTH	37	TX	5:23:52.0	12:21
566	2548	3887	Ray HAYNES	37	TX	5:24:29.5	12:23
567	2557	3422	Bill ROBERTS	38	TX	5:27:42.0	12:30
568	2561	2039	Robert D. WEAVER	35	OK	5:29:46.0	12:35
569	2569	3532	Jeff HALEY	39	TX	5:31:21.0	12:39
570	2584	280	Brad RHOTON	36	TX	5:41:17.0	13:01
571	2592	587	Tim BORCK	38	TX	5:49:46.0	13:21
572	2594	2541	Glanm MICHAELS	37	TX	5:50:10.0	13:22
573	2601	2120	Dezi DAVIS	37	TX	5:56:45.0	13:37

Age Group	Overall Place	Bib No.	Name	Age	State	Time	Pace
38	224	1550	Mark E. ANDERSON	42	TX	3:11:38.8	7:19
39	231	2297	Ken HOWELL	42	TX	3:12:08.7	7:20
40	232	1318	Timothy J. SAYE	41	TX	3:12:14.3	7:20
41	237	1495	Wally MANAUGH	41	TX	3:12:34.2	7:21
42	254	2725	Ken BUENZOW	42	TX	3:14:02.6	7:24
43	263	2294	Tim HAGEN	43	TX	3:14:26.3	7:25
44	266	2286	Donald J. ROY	44	CT	3:14:41.9	7:26
45	270	94	Reynaldo H. SALINAS	43	TX	3:14:49.5	7:26
46	273	244	David ORNELAS	42	TX	3:15:02.2	7:26
47	277	681	Michael BICE	42	TX	3:15:31.5	7:28
48	278	2930	Bill CHOATE	42	TX	3:15:33.1	7:28
49	288	3425	Kenneth LEGGETT	40	TX	3:16:32.1	7:30

Age Group	Overall Place	Bib No.	Name	Age	State	Time	Pace
90	478	2234	Richard M. MONTGOMERY	44	TX	3:25:16.6	7:50
91	484	3471	Paul DOULIVER	42	TX	3:25:33.8	7:51
92	485	2285	Doug HENDERSON	44	TX	3:25:35.4	7:51
93	489	3103	Thomas A. MUNS	43	TX	3:25:51.6	7:51
94	491	2030	Robert A. FORD	40	TX	3:25:57.1	7:51
95	497	1492	Mark SALAMASICK	40	TX	3:26:24.4	7:53
96	508	2073	Paul ROWSEY	40	TX	3:26:59.8	7:54
97	511	1666	Dayton ARCHER	44	TX	3:27:07.0	7:54
98	519	3563	Doug ROLLER	40	MO	3:27:30.0	7:55
99	520	3768	Steve BANCROFT	42	TX	3:27:30.6	7:55
100	533	934	Robert M. BOEHM	44	KS	3:28:05.2	7:56
101	536	282	Juan PINA	44	TX	3:28:10.6	7:57
102	549	2298	Steve A. SARTAIN	41	AR	3:28:42.3	7:58
103	564	2816	Jason H. De SOUZA	41	TX	3:29:06.9	7:59
104	572	936	Eddy NOBLE	40	TX	3:29:35.7	8:00
105	577	3504	Richard C. BROWN	41	TX	3:29:44.9	8:00
106	581	3743	Bob CLEMENTS	42	AR	3:29:56.6	8:01
107	584	88	Ed MATTHEWS	41	TX	3:29:59.0	8:01
108	592	3607	Jorge H. TREJO	44	MX	3:30:24.7	8:02
109	596	3052	James M. PONDER	40	TX	3:30:35.3	8:02
110	597	334	John W. GEYER	44	WI	3:30:36.2	8:02
111	601	3442	Salvador MARTINEZ	44	MX	3:31:00.7	8:03
112	607	3051	Jeffrey P. MILLER	43	TX	3:31:12.4	8:03
113	608	2055	Steve DOWNHAM	43	OK	3:31:12.9	8:04
114	612	3641	Robert B. FURMAN	42	TX	3:31:14.2	8:04
115	613	1827	Stephen L. HONEA	40	TX	3:31:14.5	8:04
116	625	2158	Todd ETTER	44	TX	3:31:51.1	8:05
117	635	270	Rolanda G. SEPULVEDA	43	NL	3:32:17.0	8:06
118	637	3670	Montero GUSTAVO	42	MX	3:32:28.4	8:06
119	648	1147	Joe WILLARD	42	KS	3:33:03.3	8:08
120	649	3444	Javier ORTIZ-MARCO	43	MX	3:33:03.8	8:08
121	651	911	James S. FARRINGTON	44	TX	3:33:05.5	8:08
122	654	844	W. Lee HISLE	44	TX	3:33:15.9	8:08
123	660	1726	Mike ROBERTS	44	TX	3:33:08.8	8:09
124	662	1889	Allen EDMONDS	42	TX	3:33:32.0	8:09
125	664	3070	Bill AUSTIN	40	AR	3:33:35.4	8:09
126	667	1841	David BOEHR	41	TX	3:33:38.4	8:09
127	668	3296	Thomas J. FAHEY	41	MO	3:33:41.5	8:09
128	673	3248	John YOUNG	40	TX	3:33:55.0	8:10
129	674	3794	Margarito MORENO	44	TX	3:33:58.9	8:10
130	679	3151	Allen SARTAIN	44	TX	3:34:11.6	8:10
131	681	739	Elliot MALACH	42	TX	3:34:13.9	8:10
132	685	554	James R. MCCANN	44	CO	3:34:22.5	8:11
133	699	2755	John VAN VALKENBURGH	42	TX	3:34:41.7	8:11
134	704	3747	Rodolfo HERNANDEZ	43	MX	3:34:55.8	8:12
135	707	141	Larry L. GRAHAM	42	AR	3:35:16.3	8:13
136	713	1335	Ted L. EWICKS	42	OK	3:35:29.5	8:13
137	717	1354	Clint OGILVIE	44	TX	3:35:37.0	8:14
138	724	1378	Barry H. WOLF	43	TX	3:35:48.2	8:14
139	726	2727	Michael PICARD	41	TX	3:36:07.7	8:15
140	728	1878	John M. SHERRER	42	TX	3:36:20.8	8:15
141	732	477	Ron AURIY	42	AR	3:36:30.8	8:16
142	741	716	Mitchell L. KOBUS	41	TX	3:36:54.0	8:17
143	745	1457	David ROBERTSON	41	TX	3:37:08.1	8:17
144	749	3449	Tammy R. PYEATT	42	TX	3:37:14.0	8:17
145	765	3672	Phillip HONE	40	TX	3:37:49.0	8:19
146	769	3699	Bruce ENSOR	42	TX	3:37:58.0	8:19
147	779	3469	Mario ROMERO	44	MX	3:38:23.6	8:20
148	780	1210	Gene K. RYKEN	42	AR	3:38:32.5	8:20
149	792	3150	Stewart DEVORE	43	TX	3:39:14.9	8:22
150	794	459	Sam VANNI	43	LA	3:39:15.7	8:22
151	796	2213	Karl REICHENSTEIN	44	TX	3:39:20.1	8:22
152	799	3054	Mike HERBERT	43	TX	3:39:23.3	8:22
153	803	496	Charles WUNDERLIN	41	AR	3:39:35.4	8:23
154	815	2447	Troy L. FOSTER	42	TX	3:40:09.3	8:24
155	819	390	Doug KIRBY	44	FL	3:40:18.3	8:24
156	820	3144	Steve W. MOORE	43	TX	3:40:19.8	8:24
157	828	3634	Don GRUBBS	43	TX	3:40:49.5	8:26
158	829	603	Robert J. PENNINGTON	41	TX	3:40:51.0	8:26
159	830	3680	Romero SERGIO	44	MX	3:40:53.6	8:26
160	836	2983	Steven J. AUSTIN	42	NM	3:41:07.9	8:26
161	840	2444	Gary SCOTT	44	OK	3:41:16.5	8:27
162	843	1050	Ted MORGAN	40	TX	3:41:18.6	8:27
163	850	2468	James TUSCANY	41	TX	3:41:34.8	8:27
164	854	2606	Kelly MCCULLAIR	44	TX	3:41:41.9	8:28
165	862	66	Richard AGUIRRE	41	TX	3:41:52.4	8:28
166	870	1868	Terry TATE	41	LA	3:42:04.1	8:28
167	882	704	Bob ENGRAM	43	TX	3:42:23.3	8:29
168	891	1851	Randy L. FLETCHER	43	CO	3:42:44.9	8:30
169	896	825	Richard H. KENNEDY	42	AR	3:42:55.6	8:30
170	897	1278	Steve J. CAREY	44	CN	3:42:56.3	8:30
171	899	2391	Larry SPOONER	42	TX	3:42:58.8	8:30
172	906	3234	Michael H. SNELL	40	TX	3:43:16.2	8:31
173	908	564	Darcy U. BURTON	44	TX	3:43:20.5	8:31
174	918	178	Scott E. WILSON	44	TX	3:43:40.8	8:32
175	920	2282	Chuck WARD	40	TX	3:43:53.2	8:33
176	922	2424	Tom SHOPOFF	43	TX	3:43:54.9	8:33
177	923	1976	Glenn D. STONE	40	MO	3:43:58.0	8:33
178	927	237	Mark H. NELSON	43	OK	3:44:19.8	8:34
179	929	878	Leonard SAUCEDO	41	TX	3:44:24.1	8:34
180	930	1206	David K. KOPPENHAVER	40	PA	3:44:28.0	8:34
181	938	433	Michael GRIMES	43	TX	3:44:46.3	8:35
182	965	2015	Larry JOHNSTON	42	TX	3:45:49.3	8:37
183	967	2989	Scott ANNIS	41	CO	3:45:57.1	8:37

A. L. (Amitai Lavon) from L.A. crossed line in 4:05:58.

MALE AGE GROUP 40-44

LONG RUN, MEDIUM RUN, SHORT RUN


JUST RUN!

**Congratulations Runners
from your friends at**

Johnston Printing Company

Founded in 1904, and one of Dallas' oldest printers, Johnston Printing Company is proud to sponsor the Dallas White Rock Marathon. At Johnston we pride ourselves in being able to provide our customers with a wide variety of print services. We offer a complete desktop publishing department with state of the art electronic pre-press equipment. We specialize in high

quality 4 color scanning, separations, and printing. Our in-house digital printing center offers time and cost effective printing solutions. From short run single color to long run multiple color with bindery fulfillment, let Johnston Printing Company fill all your printing needs.



John C. Snyder, President

AID STATIONS



Aid Station Winners

As every runner knows, the marathon could not go on without the support of our aid station volunteers. These hardy souls wake up well before dawn on race day to set up tables, pour Gatorade and water, and build the excitement that culminates with the brief passing of nearly 4,000 pairs of feet.

The marathon salutes the volunteers of all 14 aid stations. On behalf of the 3,985 runners who participated in this year's event, we say thanks for a job well done. The Dallas White Rock Marathon believes we have the most energetic, enthusiastic aid stations you'll find anywhere. From the Dancing Cowgirl at Luke's (mile 4) to the Convex Comedy Club at mile 21, our aid station coordinators and volunteers provide nourishment, encouragement, and even a smile or two for runners who count off the water stops as they near their destination.

This year, as in years past, runners were invited to vote for their favorite aid stations along the course. The top vote-getters in three categories (large corporate, small corporate and non-corporate) for 1994 were Texas Instruments ("Rock On, Sports Fans"), MassMutual ("Back to the Beginning, 1971"), and E-Systems Running Club ("Silver Running"), respectively.



1994 RESULTS

MALE AGE GROUP 40-44

Age Group	Overall	Bib	Name	Age	State	Time	Pace
184	971	837	Doug SIMON	42	TX	3:46:03.8	8:38
185	973	996	John R. PHILLIPS	44	TX	3:46:16.1	8:38
186	991	1698	James MERRITT	43	AR	3:47:07.8	8:40
187	994	950	Frederick A. VIGIL	40	CO	3:47:23.3	8:41
188	995	2710	Phil HALE	40	TX	3:47:23.6	8:41
189	996	3715	Bob WILLET	43	AR	3:47:24.5	8:41
190	997	551	Don F. GALLANI	40	TX	3:47:26.3	8:41
191	1005	952	Chuck COTTER	41	OK	3:47:47.6	8:41
192	1017	2419	Robert HOLMES	44	AR	3:48:19.0	8:43
193	1021	2972	David MCDANIEL	41	CO	3:48:30.9	8:43
194	1039	2802	Paul HALEBIAN	41	NY	3:49:06.6	8:44
195	1040	413	William HAYNES	43	TX	3:49:07.4	8:45
196	1041	3347	Barry HOWARD	40	TX	3:49:08.5	8:45
197	1044	1646	Buz GRAVES	40	OK	3:49:15.0	8:45
198	1052	1567	Joseph M. AKINS	42	AR	3:49:26.9	8:45
199	1053	3584	Maurice STRICKLAND	42	TX	3:49:35.6	8:46
200	1059	638	Robert P. MCNALLY	43	TX	3:49:56.5	8:46
201	1062	747	William L. MARSHALL	41	TX	3:50:07.4	8:47
202	1070	301	Lance C. KING	40	OK	3:50:21.4	8:47
203	1097	796	Wayne KING	42	OK	3:51:22.4	8:50
204	1098	1638	Mike FLANAGAN	42	OK	3:51:23.0	8:50
205	1102	1840	Cliff COUCH	41	TX	3:51:26.1	8:50
206	1104	1611	Karl FESCHENMEYER	41	TX	3:51:30.7	8:50
207	1108	584	Kent HOFFMAN	44	TX	3:51:36.9	8:50
208	1112	611	Mike F. CHOATE	41	TX	3:51:42.2	8:50
209	1118	3796	Don FORISHA	43	TX	3:51:50.5	8:51
210	1128	91	Ed HUMPHREY	43	TX	3:52:10.9	8:52
211	1133	1813	Thomas M. KLEUSER	44	TX	3:52:20.2	8:52
212	1138	2936	Wm. David HIGGINS	42	TX	3:52:28.2	8:52
213	1142	2257	Bill CARROLL	43	KS	3:52:37.2	8:53
214	1145	955	William H. TULLIS	43	TX	3:52:38.7	8:53
215	1148	1985	Gary W. GILLILAND	42	TX	3:52:41.4	8:53
216	1151	576	Larry RILEY	40	OK	3:52:48.8	8:53
217	1155	373	Carlos M. VAZQUEZ	43	TX	3:52:53.6	8:53
218	1156	1713	Chip W. BUTLER	40	TX	3:52:54.4	8:53
219	1163	754	Sonny MASSARO	42	TX	3:53:11.0	8:54
220	1165	1411	Andrew BACH	42	TX	3:53:23.3	8:54
221	1174	769	Ronald J. SMITH	44	TX	3:53:52.0	8:55
222	1183	328	Don PLUMMER	43	TX	3:54:14.1	8:56
223	1187	1696	Thomas D. WILLIAMS	42	AR	3:54:21.2	8:56
224	1195	519	Bill KANE	40	AK	3:54:43.7	8:57
225	1196	2545	Joe MENIUS	41	TX	3:54:44.6	8:57
226	1197	2855	Walter ELLIOTT	40	TX	3:54:45.8	8:57
227	1201	2133	Leslie HAJDO	43	TX	3:54:52.6	8:58
228	1202	299	T. Jeffrey WHITEHURST	44	TX	3:54:53.5	8:58
229	1205	768	Scott H. SHUFORD	41	TX	3:55:09.8	8:58
230	1208	1172	Ben HASAN	42	TX	3:55:12.7	8:58
231	1209	904	Robert L. REMONDINO	40	OK	3:55:14.8	8:59
232	1214	1077	Michael J. COVIN	42	TX	3:55:26.3	8:59
233	1222	2988	David SCHMIEDLER	40	KS	3:55:37.6	8:59
234	1224	1346	Jonathan R. RICHARDSON	43	TX	3:55:42.2	9:00
235	1228	1498	Rex A. JOHNSON	40	TX	3:55:50.0	9:00
236	1232	2016	Mario AGUILAR	40	TX	3:55:52.1	9:00
237	1242	418	Ron SWATZYNA	41	TX	3:56:08.5	9:01
238	1243	2340	Carl CROSS	41	TX	3:56:09.7	9:01
239	1249	2873	Curt ANDREWS	41	OK	3:56:28.7	9:01
240	1250	440	Joel M. UTMAN	40	TX	3:56:30.5	9:01
241	1256	818	Rayman L. MCELHANEY	41	TX	3:56:44.4	9:02
242	1259	2944	Ron CAMP	44	TX	3:56:53.6	9:02
243	1272	216	Merrill S. BLACKMAN	42	TX	3:57:28.2	9:04
244	1274	2349	Chuck BOYETTE	44	TX	3:57:31.3	9:04
245	1275	3731	John WALTERS	42	OH	3:57:36.2	9:04
246	1287	2548	Richard H. METZNER	40	TX	3:57:46.1	9:04
247	1296	1001	Paul WIGGINS	41	LA	3:58:07.6	9:05
248	1306	2087	Bill ROGERS	44	OK	3:58:23.9	9:06
249	1312	618	Nathaniel GREEN	44	AR	3:58:30.3	9:06
250	1314	962	David R. HARMON	41	TX	3:58:31.3	9:06
251	1315	3604	James WALL	40	TX	3:58:34.2	9:06
252	1321	2212	Paul VESSELS	42	TX	3:58:48.3	9:07
253	1324	3555	David C. MORISON	40	TX	3:58:50.6	9:07
254	1335	3728	Daniel HOWREY	41	MA	3:59:12.1	9:08
255	1341	1823	Ken REED	44	TX	3:59:15.3	9:08
256	1344	233	Bud STEIN	41	TX	3:59:18.3	9:08
257	1345	1612	Thomas PETIT	43	TX	3:59:20.1	9:08
258	1348	294	Ron BRANDT	44	TX	3:59:25.5	9:08
259	1358	3534	Bobalu KAISER	41	TX	3:59:45.6	9:09
260	1362	683	A.J. RICO	43	TX	3:59:49.0	9:09
261	1366	1586	David BROWN	41	TX	4:00:03.9	9:10
262	1373	3685	Buddy ROSE	40	TX	4:00:29.6	9:11
263	1374	359	Michael WANTLAND	43	TX	4:00:37.5	9:11
264	1382	1971	Gary L. FUSCO	41	OH	4:00:57.4	9:12
265	1383	569	Charles GRAY	40	OK	4:00:57.9	9:12
266	1386	2634	Michael SALAZAR	44	TX	4:01:00.8	9:12
267	1388	1350	Donald L. HARRIS	41	TX	4:01:02.8	9:12
268	1396	2004	Don SCHARBOR	44	AR	4:01:23.7	9:13
269	1397	532	David G. HARMS	41	TX	4:01:34.2	9:13
270	1399	2436	Christopher BAILEY	44	OK	4:01:35.2	9:13
271	1402	2123	Robert J. REILLY	42	TX	4:01:39.2	9:13
272	1405	3249	Benny BIXENMAN	42	TX	4:01:44.1	9:13
273	1409	2038	Ernest MURRY	44	TX	4:01:54.3	9:14
274	1410	2188	Daniel R. CAVAZOS	42	VA	4:01:55.6	9:14
275	1413	304	Michael R. SNIPES	40	TX	4:02:05.7	9:14

Age Group	Overall	Bib	Name	Age	State	Time	Pace
276	1422	2877	Russ CONROY	41	MO	4:02:34.0	9:15
277	1424	1052	Joseph A. PINEDA	44	LA	4:02:37.1	9:15
278	1431	2020	Ed WHITCOMB	41	TX	4:03:09.7	9:17
279	1433	3341	Chuck ROBERTS	44	TX	4:03:11.3	9:17
280	1435	616	Christopher EVRIDGE	44	LA	4:03:17.9	9:17
281	1436	3477	Bob SCHWEITZER	41	TX	4:03:21.5	9:17
282	1438	1812	Michael DOOLEY	41	TX	4:03:24.1	9:17
283	1455	2275	Scott S. FARRINGTON	40	TX	4:04:12.9	9:19
284	1466	3481	Larry FUES	40	TX	4:04:43.1	9:20
285	1477	3664	Jose ONTIVEROS	41	MX	4:05:18.2	9:22
286	1481	3154	Mike FLANERY	41	TX	4:05:26.9	9:22
287	1483	2910	Padmanobh M. PADAKI	41	TX	4:05:28.4	9:22
288	1490	1548	David M. BRYAN	44	KS	4:05:41.2	9:22
289	1496	2390	Rickey FAULKNER	41	TX	4:05:51.5	9:23
290	1498	278	Ralph A. FUCHS	44	KS	4:05:54.7	9:23
291	1501	1833	Drew BARBOSA	41	TX	4:05:57.7	9:23
292	1507	1134	Bill NEUKRANZ	40	TX	4:06:07.3	9:23
293	1508	715	Luis Z. FLORES	44	TX	4:06:08.8	9:23
294	1529	1921	John MCNEY	41	TX	4:06:57.7	9:25
295	1532	182	Delbert C. KLUMP	40	IL	4:07:06.4	9:26
296	1536	3738	Bob LUCHSINGER	44	TX	4:07:17.6	9:26
297	1537	14	Gary SHERF	41	TX	4:07:18.1	9:26
298	1538	1113	Gunnar GIBSON	41	AR	4:07:25.9	9:26
299	1539	806	Larry R. ROGERS	40	OK	4:07:31.2	9:27
300	1555	3385	Allan SHULKIN	44	TX	4:08:10.1	9:28
301	1563	2197	Charles G. SCHEIBE	44	TX	4:08:28.9	9:29
302	1569	1162	Joe G. JACKSON	44	OK	4:08:44.8	9:29
303	1571	1231	John FERGUSON	43	TX	4:08:49.7	9:30
304	1573	2562	Howard J. ELIASON	40	TX	4:08:53.9	9:30
305	1599	1735	Richard KETCHUM	40	TX	4:10:00.8	9:32
306	1601	3741	Christian GARRIGOUX	42	MX	4:10:05.0	9:32
307	1613	2299	Charles FERGASON	41	TX	4:10:37.3	9:34
308	1614	2519	Dennis ENSOR	43	TX	4:10:38.0	9:34
309	1616	3762	Gerardo CERVANTES	43	MX	4:10:39.5	9:34
310	1623	450	Mika LAWRENCE	41	TX	4:10:52.2	9:34
311	1625	2838	Armando MARCOS	43	TX	4:11:03.7	9:35
312	1629	2262	Bill FRANKS	43	OK	4:11:13.7	9:35
313	1635	899	Mike COONEY	44	TX	4:11:29.9	9:36
314	1637	333	Bill GRIEVES	42	TX	4:11:30.9	9:36
315	1639	1628	Michael HARBERT	41	OK	4:11:40.8	9:36
316	1646	3653	Larry DAVOS	44	OK	4:11:47.8	9:36
317	1658	3007	Craig L. DEARDEN	44	TX	4:12:09.9	9:37
318	1660	2594	Marvin MILLER	41	TX	4:12:12.2	9:37
319	1666	2846	Thomas T. MARTINEZ	41	TX	4:12:20.8	9:38
320	1667	810	Wayne E. LEHMAN	41	TX	4:12:22.5	9:38
321	1670	2461	Dean M. DAVIS	40	IL	4:12:28.3	9:38
322	1672	3361	James HERNIGAN	41	TX	4:12:29.8	9:38
323	1682	3366	Mark JUEY	43	TX	4:13:01.4	9:39
324	1690	3652	James THOMAS	43	NY	4:13:35.9	9:41
325	1696	1091	Larry COLE	43	OK	4:13:47.0	9:41
326	1702	2008	Allen D. HILL	44	OK	4:14:13.6	9:42
327	1707	3740	Dellon GANTT	41	OK	4:14:23.8	9:42
328	1712	823	Dan L. LEADER	43	OK	4:14:32.2	9:43
329	1713	890	Warren SMITH	41	TX	4:14:32.9	9:43
330	1715	3696	Thomas WATERHOUSE	42	TX	4:14:45.7	9:43
331	1716	3333	Kirk JARVIS	42	TX	4:14:47.2	9:43
332	1720	2978	Nelson RUE	41	TX	4:15:08.3	9:44
333	1727	3575	Mike SCHAEFER	42	TX	4:15:27.8	9:45
334	1738	1645	Barry MCKEONE	42	TX	4:16:15.4	9:47
335	1741	3426	Richard A. MILLER	41	OK	4:16:19.4	9:47
336	1742	2134	James C. WALKER	41	TX	4:16:22.5	9:47
337	1749	2932	Phil MIGICOVSKY	40	TX	4:16:44.8	9:48
338	1757	267	Don ACOCK	40	OK	4:17:16.4	9:49
339	1759	3018	Joe D. MITCHELL	43	TX	4:17:22.9	9:49
340	1763	3072	Daniel G. MALAK	42	TX	4:17:36.1	9:50
341	1766	1998	Larry R. MCINTYRE	43	TX	4:17:39.2	9:50

1994 RESULTS



Age Group	Overall	Bib	Name	Age	State	Time	Pace	Age Group	Overall	Bib	Name	Age	State	Time	Pace	Age Group	Overall	Bib	Name	Age	State	Time	Pace
468	2419	1150	Gary W. SPEAS	41	AR	5:06:24.1	11:41	44	346	3547	Luis LANCARTE	46	MX	3:19:33.3	7:37	140	977	888	James C. EVERETT	47	TX	3:46:23.1	8:38
469	2420	1082	Jim ADAMS	42	OK	5:06:25.1	11:41	45	348	3430	Andrew APLEBEE	45	IL	3:19:39.3	7:37	141	983	259	Johnny OWEN	47	AR	3:46:39.4	8:39
470	2425	240	Bill CALKINS	43	LA	5:07:18.8	11:44	46	353	1293	Armando MARTINEZ	45	MX	3:19:50.1	7:37	142	984	1282	Jesus CONDE	49	MX	3:46:40.9	8:39
471	2441	2946	Rick TIDWELL	40	TX	5:09:22.3	11:48	47	365	1714	John D. HUBBARD	48	TX	3:20:18.9	7:39	143	1001	2130	Thomas F. HOPKINS	47	AR	3:47:35.8	8:41
472	2445	2322	Oliver H. MEEK	42	TX	5:09:48.4	11:49	48	367	604	Bob LINDER	45	TX	3:20:23.2	7:39	144	1006	239	Bobos F. VOEHS	48	TX	3:47:48.6	8:42
473	2447	2459	Alan METZGER	40	KS	5:09:52.7	11:49	49	369	789	Gene SCHIEBER	45	MO	3:20:27.2	7:39	145	1007	2977	Mike ORTEGO	48	LA	3:47:49.6	8:42
474	2451	2762	Ken BACON	42	TX	5:10:06.4	11:50	50	372	353	David F. CHILDS	48	TX	3:20:33.6	7:39	146	1008	3021	Ernest E. VASZUEZ	46	TX	3:47:50.3	8:42
475	2455	3810	Jerry ROBERTSON	43	AR	5:11:22.1	11:53	51	374	1417	Garrett DEAKIN	47	IL	3:20:36.0	7:39	147	1009	1673	Joe BURNETT	46	OK	3:47:51.7	8:42
476	2461	3182	Michael K. COLLINS	41	TX	5:11:45.6	11:54	52	377	2771	Erasm MARTINEZ DAVILA	45	MX	3:20:38.4	7:39	148	1010	1959	Joseph R. DUNCAN	46	MO	3:47:53.5	8:42
477	2463	1462	Randy SHARP	42	TX	5:12:00.2	11:54	53	390	2332	John PACOUREK	46	WI	3:21:15.2	7:41	149	1016	2009	Ronald W. TYRONE	49	TX	3:48:12.2	8:42
478	2475	3590	Thomas C. MOHLER	40	OK	5:13:31.0	11:58	54	401	533	Earnie MONTGOMERY	47	OK	3:21:29.8	7:41	150	1019	2438	Joe BARTHOLOMEW	45	TX	3:48:22.5	8:43
479	2476	480	George T. HOLLAND	44	TX	5:13:35.6	11:58	55	412	3485	Willie COWDEN	49	UT	3:22:08.6	7:43	151	1037	1158	Craig E. AMLEY	46	TX	3:49:01.2	8:44
480	2477	841	Charles B. ELLIOT	40	TX	5:13:48.7	11:58	56	414	2072	David WADSWORTH	45	TX	3:22:19.6	7:43	152	1043	403	Pancho PRATHER	48	TX	3:49:09.8	8:45
481	2478	392	Lucian COJOCARU	41	TX	5:14:14.1	11:59	57	417	2487	Steve ARTHURS	45	OK	3:22:25.9	7:43	153	1046	598	Mike DONOVAN	47	TX	3:49:19.0	8:45
482	2486	779	Ted REKERDRES	43	TX	5:15:19.7	12:02	58	420	190	Michael J. DAY	48	WY	3:22:34.6	7:44	154	1047	145	Jess CHELETTE	47	IL	3:49:20.3	8:45
483	2487	1774	Dave ASHWORTH	41	TX	5:15:23.2	12:02	59	421	2898	Carlos D. VIGIL	46	TX	3:22:44.4	7:44	155	1048	146	Carl CHELETTE	46	TX	3:49:20.9	8:45
484	2490	2958	Tom MCCOY	43	TX	5:16:04.5	12:04	60	424	2318	Kenny THOMPSON	48	TX	3:22:52.0	7:44	156	1055	3612	Raul RIVERA PENA	47	MX	3:49:44.6	8:46
485	2493	2808	Max WERNICK	42	TX	5:16:26.4	12:04	61	426	966	Skich HOGAN	48	VA	3:23:00.5	7:45	157	1057	3536	Hugo ZENDEJAS	49	MX	3:49:49.4	8:46
486	2496	3188	Guy LINDHOLM	41	TX	5:16:31.1	12:05	62	428	1079	Vince HOWLEY	46	VA	3:23:04.5	7:45	158	1092	2799	Z. ZSOHAR	47	TX	3:51:14.8	8:49
487	2498	3585	Nelan C. DUNCAN	40	TX	5:16:43.2	12:05	63	429	986	Terry J. CORNIER	46	OK	3:23:08.8	7:45	159	1095	3140	Cooper CISNEROS	48	TX	3:51:18.0	8:49
488	2502	2070	Bobby MAUDLIN	44	TX	5:16:42.4	12:05	64	438	310	Bill SHIPLEY	45	TX	3:23:24.4	7:46	160	1111	2774	Guy BOUDUC	47	CN	3:51:41.8	8:50
489	2503	1760	Michael A. SALAFIA	42	TX	5:16:43.2	12:05	65	447	889	Steven CONLY	46	TX	3:23:54.9	7:47	161	1121	1983	Fred R. REAVIS	45	OK	3:51:53.8	8:51
490	2504	600	Steve WINSLOW	43	TX	5:16:45.4	12:05	66	451	925	Sam TAGGANT	47	AR	3:24:13.6	7:48	162	1124	410	Robert A. BOOKER	48	CO	3:52:00.6	8:51
491	2510	447	Quentin S. BURNETT	42	TX	5:17:09.0	12:06	67	452	3472	Jon AXTON	47	OK	3:24:14.3	7:48	163	1125	855	Tom TUCKER	49	AR	3:52:01.2	8:51
492	2512	3573	Stephan FLETCHER	42	TX	5:17:13.8	12:06	68	453	3106	Robert VIGELAND	45	TX	3:24:15.1	7:48	164	1144	3036	Abin K. AHN	45	FL	3:52:38.4	8:53
493	2520	2586	Paul LAVENDER	44	KS	5:18:57.3	12:10	69	460	3482	Victoriano A. TERRAZAS	49	MX	3:24:28.3	7:48	165	1153	2948	Jimmy PEARSALL	45	AR	3:52:49.8	8:54
494	2539	1906	David H. CHEEK	43	TX	5:23:03.8	12:20	70	464	1819	Mark M. HAMEISTER	47	IL	3:24:35.9	7:48	166	1162	3556	Rene TREVINO	48	TX	3:53:06.0	8:54
495	2542	609	Paul R. ANKENMAAN	41	OK	5:23:27.9	12:20	71	474	491	Jimmy MOSS	46	IA	3:24:59.5	7:49	167	1166	1817	Henry V. PETER	48	TX	3:53:25.8	8:54
496	2543	651	Bob COX	41	TX	5:23:30.6	12:21	72	476	723	Michael J. CLEMEN	47	IA	3:25:14.7	7:50	168	1167	3548	Charles AMES	48	TX	3:53:27.3	8:54
497	2547	3564	Paul GITTEMEIER	40	TX	5:24:28.4	12:23	73	483	3544	Agustin ROMERO	46	MX	3:25:30.3	7:50	169	1173	201	Jeff STEPHENSON	47	NM	3:53:47.9	8:55
498	2549	538	Charles SEFFELDT	43	TX	5:25:00.0	12:24	74	490	2079	Don GARRETT	45	OK	3:25:52.3	7:51	170	1176	424	Randy MCFARLAND	48	AR	3:53:52.9	8:55
499	2554	3800	Joe COX	44	TX	5:26:40.0	12:28	75	498	3367	James STEPHENS	48	TX	3:26:33.4	7:53	171	1189	3099	Gooney BALANDRAN	45	TX	3:54:23.0	8:57
500	2563	1820	Gary F. BROOKS	44	TX	5:30:17.0	12:36	76	500	1743	ibra MORALES	49	TX	3:26:42.1	7:53	172	1203	2177	Ernie PETERS	46	AR	3:54:55.6	8:58
501	2566	3861	William COOPER	42	TX	5:30:52.0	12:37	77	503	2153	John DANIELSON	47	TX	3:26:46.5	7:53	173	1212	446	Johnny B. MITCHUM	47	AR	3:55:21.3	8:59
502	2568	2334	David A. WHITE	42	TX	5:31:20.0	12:38	78	514	514	George B. ERDMAN	47	TX	3:27:18.2	7:55	174	1225	1165	Fred E. ELLIS	49	TX	3:55:42.7	9:00
503	2571	1508	James W. SAWYER	43	TX	5:31:56.0	12:40	79	515	503	Augusto LASTIMOSA	47	TX	3:27:19.2	7:55	175	1227	3872	MIKE BOYLE	47	TX	3:55:47.0	9:00
504	2574	3475	Jack YATES	43	OK	5:32:35.0	12:41	80	518	3501	Michael S. FLEMING	45	OK	3:27:25.7	7:55	176	1230	478	Kenneth R. SETTER	45	OK	3:55:51.1	9:00
505	2575	187	Charles R. HOLLEY	43	AL	5:32:42.0	12:42	81	534	2375	Jay MORTEN	47	TX	3:28:09.0	7:56	177	1233	2740	Lou EACHUS	46	TX	3:55:54.0	9:00
506	2591	3176	William W. SCOTT	41	TX	5:34:09.0	13:19	82	535	3594	Miguel CORTES MENDEZ	48	MX	3:28:10.4	7:57	178	1235	526	Fred FRENCH	45	NM	3:55:57.9	9:00
507	2598	1787	Gary BARRAS	41	TX	5:52:35.0	13:27	83	537	3313	Carlos GARCIA	49	MX	3:28:11.0	7:57	179	1245	457	Jay H. KEGERREIS	46	MI	3:56:12.4	9:01
508	2599	3742	Paul UCHTY	41	TX	5:53:55.0	13:30	84	538	3448	Javier GONZALES	48	MX	3:28:11.2	7:57	180	1262	1722	George TELATNYK	48	TX	3:57:00.8	9:03
509	2604	2259	John TORBERT	43	KS	5:58:05.0	13:40	85	540	1251	Buch EICHHOLZ	48	OK	3:28:11.9	7:57	181	1263	128	Steve WEBB	48	OK	3:57:01.3	9:03
510	2605	1835	Turle TONICK	40	TX	6:00:18.0	13:45	86	542	1487	Francisco J. MURILLO	46	MX	3:28:22.8	7:57	182	1264	1716	Joe HUERTA	47	TX	3:57:02.2	9:03
511	2608	3261	Dan MCINTYRE	41	TX	6:06:32.0	13:59	87	555	777	MIKE ZINN	47	TX	3:28:51.8	7:58	183	1270	421	Ron KUYKENDALL	49	OK	3:57:17.5	9:03
512	2615	2564	Jahn C. SNYDER	40	TX	6:22:00.0	14:34	88	556	3192	MIKE DOUD	46	TX	3:28:54.7	7:58	184	1271	231	John NELSON	48	OK	3:57:19.4	9:04
				89				89	558	1892	J. Scott MCKISSICK	46	TX	3:28:55.7	7:58	185	1280	1446	Ron POWELL	47	TX	3:57:42.4	9:04
				90				90	573	1074	Jim GOOD	48	CO	3:29:36.2	8:00	186	1281	2485	Dennis MCINTIRE	45	OK	3:57:43.0	9:04
				91				91	579	312	William J. CRAIG JR.	47	TX	3:29:48.7	8:00	187	1283	1103	Chuck HIXSON	47	TX	3:57:43.8	9:04
				92				92	598	3241	Philip BAKER	45	TX	3:30:38.5	8:02	188	1286	1169	Randy WILLIAMS	45	AR	3:57:45.4	9:04
				93				93	604	2429	Pat FARRIS	45	OK	3:31:07.8	8:03	189	1290	3462	Joey QUIROGAO	46	MX	3:57:47.9	9:04

More Than Just A Marathon

by Karen Austin

In the first week of December Dallas came alive To celebrate White Rock Marathon twenty-five. Past winners were gathered from far and from near And were honored with signs for their winning year.

Runners took over hotels throughout town, Sidewalks were busy as they all jogged around. Restaurants were serving pasta and rice While the main question was, "Will the weather be nice?"

Packet pick-up at Luke's was its usual success The staff showed our runners the right way to dress. Some went to check out the hills with their trusty course map, Others preferred to prepare with a nap.

The Expo had displays about clothes, nutrition and shoes Reebok, Nike and many others shared the latest fitness news. The Rock Shop was selling Marathon gear Shirts, jackets, clocks, pencils—get it all here!

Saturday night we gathered together for spaghetti and beer The mood was one of excitement, anticipation and FEAR! Luke's style show was the highlight with great clothes and fun Ski wear, swimsuits, western wear and lots to wear to run.

The Staubach Award went to Frank Shorter, here as our guest He won the gold in '72 and is still one of the best. Arthur Lydiard was honored and has coached many to success High mileage, hills and fartlek—talent does the rest!

Our race commentator showed that his sound system was fine He had special music to play for the first runner to the finish line. We clapped for first-timers, our sponsors were lauded And Uly, who has run EVERY ROCK, was applauded.

By nine o'clock everyone headed for bed Will tomorrow be humid? Should I eat some more bread? The training is over, the long runs and track work complete The true winners in the race will be all who compete.



Uly Vlamides



Arthur Lydiard



John Lodwick



Mary and Blayne Kennard



DALLAS ROCK AROUND DOWNTOWN 5K

~ By Invitation Only ~

Celebrity

VIP

SPACE AVAILABLE

See you on Sunday, Dec. 10, 1995!

Sponsored by:



THE AMEND GROUP

Corporate Real Estate Services

214/696-6900

Dallas / Atlanta / Houston / Minneapolis

Watch your mail this fall for an invitation with more details, more celebrities, more fun than ever before!



**Luke's is a proud sponsor of the
Dallas White Rock Marathon.**

Providing:

- Race Headquarters
- Packet Pickup
- Aid Station
- Sports Expo
- Pre-Race Dinner
- Fashion Show

luke's

3607 Oak Lawn
Dallas, TX 75219
214/528-1290

1540 S. University Dr.
University Park Village
Ft. Worth, TX 76107
817/877-1448

RACE INFO 526-5318

1994 RESULTS

MALE AGE GROUP 45-49

Age Group	Overall	Bib	Name	Age	State	Time	Pace
Place	Place	No.					
236	1619	1368	Nick WILLIAMSON	47	TX	4:10:41.4	9:34
237	1627	3035	Roger SITES	47	KS	4:11:09.3	9:35
238	1649	2643	Gary RANDOLPH	49	TX	4:11:55.8	9:37
239	1655	945	Jim WASELUES	45	AR	4:12:07.2	9:37
240	1662	729	Arthur J. WRIGHT	49	TX	4:12:14.5	9:37
241	1669	1333	Gordon WAGERS	45	TX	4:12:25.9	9:38
242	1675	3365	Basil HAYMANN	48	TX	4:12:46.8	9:39
243	1678	1301	Refugio PIZANA LUELIANO	46	MX	4:12:53.5	9:39
244	1680	893	Ric SCRIPPS	46	TX	4:12:57.9	9:39
245	1683	1243	Allen WHITE	46	AR	4:13:02.2	9:39
246	1693	326	Releigh J. OCHOA	45	TX	4:13:39.2	9:41
247	1708	1836	Gary C. ROPER	48	TX	4:14:26.0	9:42
248	1711	2513	Sam TERMINE	49	TX	4:14:29.7	9:43
249	1717	2623	Jim MILLS	47	TX	4:14:47.6	9:43
250	1726	1372	James M. HEFNER	48	OK	4:15:23.7	9:45
251	1744	1146	Michael WILENSKY	45	IL	4:16:26.6	9:47
252	1761	3529	Enrique F. CERVANTES	46	MX	4:17:30.4	9:49
253	1764	3815	Douglas J. BASE	48	OK	4:17:37.0	9:50
254	1778	2521	Dan WASHA	47	TX	4:18:19.2	9:51
255	1792	1945	Mike C. FITE	45	TX	4:19:04.4	9:53
256	1797	260	Rick STURGES	45	LA	4:19:15.6	9:53
257	1805	1230	Mike DAVIS	46	TX	4:19:43.8	9:55
258	1814	2605	R. L. KLEMP	45	TX	4:20:20.3	9:56
259	1819	636	Richard G. GOLDEN	48	KS	4:20:37.0	9:57
260	1820	1284	Jaime E. MORALES REYES	48	MX	4:20:41.5	9:57
261	1821	1285	A. BERLANGA CAZARES	49	MX	4:20:41.8	9:57
262	1824	125	Bob JAMES	49	OK	4:20:57.2	9:57
263	1828	1575	Dennis R. PARKER	45	TX	4:21:01.6	9:58
264	1829	248	Martin PRAKOPE	46	TX	4:21:10.6	9:58
265	1832	3647	John G. BOCK	46	TX	4:21:30.2	9:59
266	1837	2031	William DUBINSKY	46	TX	4:21:44.2	9:59
267	1839	1489	Gary F. SANBORN	47	TX	4:21:50.8	10:00
268	1841	2168	Rudy NATERA	47	TX	4:21:55.3	10:00
269	1853	896	Tony HOWARD	48	OK	4:22:45.5	10:02
270	1856	2952	Tim FRYE	47	KS	4:22:48.5	10:02
271	1869	251	John CASEY	49	TX	4:23:39.9	10:04
272	1871	3667	Louis BEFOR	46	VA	4:23:43.9	10:04
273	1875	794	Paul M. CHRISTIAN	47	AR	4:23:57.0	10:04
274	1880	271	Paul D. LEKAWSKI	46	OK	4:24:11.3	10:05
275	1882	1704	Jim MUSIL	46	TX	4:24:14.0	10:05
276	1891	1328	Ron LEISSICK	48	TX	4:24:33.6	10:06
277	1900	1389	Dee G. MCCRARY JR.	47	TX	4:24:55.4	10:06
278	1902	656	Larry Joe HANSKA	46	OK	4:24:59.6	10:07
279	1909	1244	Clyde SHANK	47	TX	4:25:39.4	10:08
280	1923	1594	Glen STUTZNEGGER	46	NE	4:26:40.8	10:10
281	1937	711	Frank E. SCHMIDT	47	VA	4:27:27.8	10:12
282	1938	484	Alan CZYZEWski	48	NJ	4:27:36.0	10:13
283	1946	1128	James O. EDWARDS	46	OK	4:27:56.7	10:13
284	1948	3237	Frank BLOCK	46	TX	4:27:58.8	10:13
285	1949	1200	John ELLIS	48	TX	4:28:00.7	10:14
286	1951	2274	Bill TELFER	45	TX	4:28:05.6	10:14
287	1958	1643	Rich GUZINSKI	47	TX	4:28:33.2	10:15
288	1963	2854	John MEZA	45	TX	4:28:42.6	10:15
289	1972	1547	Thomas E. DAVIS	45	TX	4:29:30.8	10:17
290	1981	2229	Vinson BAREFOT	47	OK	4:30:05.3	10:18
291	1991	327	Don HAICH	45	TX	4:30:40.2	10:20
292	1992	1765	Ed MCAUSTER	45	TX	4:30:41.3	10:20
293	2013	1786	Jim COQUITT	47	TX	4:31:39.6	10:22
294	2026	1904	Rick KNIGHT	49	IL	4:32:17.8	10:23
295	2038	293	Joel A. JESSEN	49	TX	4:33:32.7	10:26
296	2041	3312	Victor GALLIGOS	49	MX	4:33:49.6	10:27
297	2043	816	Howard L. SHAFER	48	TX	4:34:06.2	10:27
298	2044	468	Allan M. SHERMAN	46	TX	4:34:21.2	10:28
299	2045	221	Frank S. POLUZZI	48	TX	4:34:23.6	10:28
300	2060	3309	Juarez LANDEROS	47	MX	4:35:21.9	10:30
301	2061	338	R. P. JOHNSTON	47	LA	4:35:26.5	10:31
302	2062	2348	James V. ALLBRITTEN III	46	TX	4:35:33.0	10:31
303	2067	743	David FRANCE	46	TX	4:36:01.4	10:32
304	2076	1683	John A. HASH	46	TX	4:36:14.3	10:32
305	2078	2801	George VILLARREAL	46	TX	4:36:16.4	10:32
306	2091	897	Lloyd HANNING	48	AR	4:36:59.4	10:34
307	2092	3418	Bob OTTO	49	IL	4:37:06.0	10:34
308	2095	1225	Donald OSTROFF	45	TX	4:37:15.7	10:35
309	2098	664	Nelson GOODMAN	47	MD	4:37:25.6	10:35
310	2112	203	Barney BOOKER	46	OK	4:38:12.5	10:37
311	2115	3892	Jesus ALEMAN	45	TX	4:38:25.4	10:37
312	2119	3101	Thomas K. BOONE	45	TX	4:38:31.2	10:38
313	2122	797	Terry JEFFERSON	48	AR	4:38:39.7	10:38
314	2125	545	Maurice STANTON	46	TX	4:38:51.7	10:38
315	2130	1754	Robert MARTINEZ	47	TX	4:39:14.8	10:39
316	2133	2411	Bill T. HALL	47	TX	4:39:30.9	10:40
317	2134	1829	William M. BRITT	49	MO	4:39:42.5	10:40
318	2138	1509	Darryl RODGERS	49	TX	4:39:51.5	10:41
319	2145	2911	Dennis J. RIORDAN	48	TX	4:40:11.1	10:41
320	2146	3124	Roger BUELL	47	TX	4:40:15.2	10:42
321	2156	3818	Richard PURDY	45	TX	4:41:04.3	10:43
322	2157	1893	James E. LUNNEY III	48	TX	4:41:06.3	10:44
323	2162	3459	Miguel PERALES	49	MX	4:41:21.4	10:44
324	2175	3866	Chester FRAME	47	TX	4:42:15.2	10:46
325	2182	3591	Bob SOUCEK	47	OK	4:42:47.3	10:47
326	2187	2351	Miles ZITMORE	48	TX	4:43:09.6	10:48
327	2188	692	Wayne L. SEALS	45	LA	4:43:20.8	10:49

Age Group	Overall	Bib	Name	Age	State	Time	Pace
Place	Place	No.					
328	2191	2319	Don SIMPSON	49	OK	4:43:42.2	10:49
329	2194	458	Doug CALDWELL	47	TX	4:43:46.2	10:50
330	2199	3610	Carlos GARCIA	45	TX	4:43:57.5	10:50
331	2204	2695	Laandro NAVARRO JR.	47	TX	4:44:13.8	10:51
332	2222	3162	Patler GRAU	45	TX	4:46:27.5	10:56
333	2231	1981	Lee DOFFER	48	TX	4:47:02.1	10:57
334	2234	1915	Jan R. OMDAHL	48	TX	4:47:21.9	10:58
335	2244	2970	Bias A. HERNANDEZ	49	TX	4:48:03.8	11:00
336	2246	3830	J. M. READ	49	TX	4:48:20.7	11:00
337	2248	1956	Alan ROGERS	48	TX	4:48:42.4	11:01
338	2266	1711	Joe WERT	46	TX	4:50:40.6	11:05
339	2278	3006	Will GALBRAITH JR.	45	TX	4:51:27.4	11:07
340	2280	877	David KING	49	TX	4:51:42.2	11:08
341	2292	3382	David K. GREGORY	46	TX	4:53:09.4	11:11
342	2297	487	Richard M. SMITH	49	TX	4:53:38.5	11:12
343	2298	1014	Mike SOKOLOVIC	48	TX	4:53:51.2	11:13
344	2303	2497	Stan BUGALA	47	TX	4:54:36.2	11:14
345	2310	1999	Robert MOORE	47	OK	4:55:33.6	11:17
346	2311	2866	RG KIRK	47	TX	4:55:36.6	11:17
347	2313	1573	John G. HOWARD	46	KS	4:55:45.7	11:17
348	2316	460	David HASBARGEN	48	TX	4:56:03.4	11:18
349	2317	800	John D. BENNETT	46	TX	4:56:05.2	11:18
350	2323	1494	Nick RENN	46	TX	4:56:46.5	11:19
351	2325	3622	Dennis LONG	47	TX	4:57:02.2	11:20
352	2326	3342	Ron HODGKINSON	45	TX	4:57:12.3	11:20
353	2329	1029	John F. SCOTT	47	TX	4:57:38.5	11:21
354	2334	1846	Wayley CREECH	47	TX	4:57:44.8	11:22
355	2340	2483	Hershel W. FLANAGAN	47	AR	4:58:07.2	11:22
356	2347	1858	Long VU	45	OK	4:58:32.8	11:23
357	2350	2661	Michael G. KELLEY	49	TX	4:58:47.2	11:24
358	2353	3642	Charley A. MYERS	45	MS	4:59:16.1	11:25
359	2368	1772	Glenn BILLINGSLEY	49	TX	5:00:17.9	11:27
360	2371	1700	Bob DYER	48	TX	5:00:39.0	11:28
361	2381	2912	Ron MCCLANAHAN	47	AR	5:01:44.5	11:31
362	2384	549	Mike RAMSAY	49	TX	5:01:53.3	11:31
363	2392	2964	Tim SAUNDERS	47	LA	5:03:07.2	11:34
364	2402	1221	Bill LOWING	47	TX	5:04:33.4	11:37
365	2418	1838	Rick EISENBACH	49	TX	5:06:23.4	11:41
366	2430	2554	Chip MELARA	49	TX	5:07:51.2	11:45
367	2433	2395	Cecil RHODES III	45	TX	5:08:19.1	11:46
368	2439	3660	Wayne KNIFFEN	45	TX	5:09:07.1	11:48
369	2444	1281	Guylo KAISER	47	MX	5:09:32.1	11:49
370	2452	555	H. Roy LOCKHART	46	AR	5:10:10.1	11:50
371	2454	1595	Donald POWELL	47	TX	5:11:16.6	11:53
372	2466	1624	Gene ALLEN	48	TX	5:12:34.8	11:56
373	2469	1037	Walt HEBERT	47	TX	5:12:47.0	11:56
374	2479	1473	Ted NEVEN	48	TX	5:14:14.6	11:59
375	2492	130	lynn LEVERTON	49	TX	5:16:23.9	12:04
376	2494	759	Dennis ROOSSSEN	48	TX	5:16:29.0	12:04
377	2499	2659	Bill MULLINS	49	TX	5:16:35.2	12:05
378	2505	1659	G. Mikkel BASSETT	45	TX	5:16:48.6	12:05
379	2517	1164	Rex CARROLL	45	TX	5:18:36.1	12:09
380	2526	1144	David LANDRUM	46	TX	5:20:40.0	12:14
381	2531	2045	Ron MORELAND	45	TX	5:21:37.1	12:16
382	2555	2682	Ron STANLEY	48	TX	5:27:05.0	12:29
383	2562	2356	Ron EADS	49	TX	5:29:52.9	12:35
384	2580	1530	James A. DYCHE	46	TX	5:36:58.0	12:51
385	2581	2753	Les ROBERTSON	45	TX	5:38:08.0	12:54
386	2582	1127	Warren RAESE	47	OK	5:39:13.0	12:57
387	2586	522	Jerry A. CANDY	49	TX	5:45:30.0	13:11
388	2588	1558	Howard MCKINNIS	47	OK	5:47:14.0	13:15
389	2590	791	Frederick J. ROLL	46	TX	5:47:55.0	13:16
390	2610	2321	Ted KING	45	TX	6:07:03.0	14:00

1994 RESULTS

MALE AGE GROUP 55-59

Age Group	Overall	Bib	No.	Name	Age	State	Time	Pace
121	1476	1353		Hendrik DE BOER	50	KS	4:05:14.6	9:21
122	1482	3842		Robert SPENCE	53	TX	4:05:28.0	9:22
123	1503	3503		Amitai LAVON	53	CA	4:05:58.3	9:23
124	1522	3224		Tom COVERT	51	TX	4:06:31.7	9:24
125	1544	2330		Ed FLOWERS	53	TX	4:07:41.8	9:27
126	1559	1391		Charles WALKER	52	TX	4:08:17.5	9:28
127	1567	2510		Ken MCEACHERN	53	TX	4:08:40.7	9:29
128	1589	506		Jack LYNCH	52	TX	4:09:38.3	9:31
129	1610	822		Mik BOBO	51	TX	4:10:33.1	9:34
130	1647	2307		Larry STOVER	53	TX	4:11:50.3	9:37
131	1648	2825		Bill CHERRY	54	TX	4:11:55.4	9:37
132	1661	2813		Bill HAMMOND	51	TX	4:12:14.0	9:37
133	1671	1598		David B. HICKMAN	52	TX	4:12:28.7	9:38
134	1679	1539		Walter WYRICK JR.	54	TX	4:12:57.3	9:39
135	1684	2470		Pete IRELAND	54	AR	4:13:03.0	9:39
136	1691	623		Bob PATRICK	51	TX	4:13:36.9	9:41
137	1710	3352		Ken PIPKIN	50	TX	4:14:29.1	9:43
138	1739	3621		Ronald KEY	51	TX	4:16:16.5	9:47
139	1762	1202		Bruce D. RITTER	51	NM	4:17:33.6	9:50
140	1768	3782		Douglas HAGEN	50	TX	4:17:42.0	9:50
141	1781	529		Gustavo A. GRANADOS	53	TX	4:18:27.9	9:52
142	1783	2028		Robert R. GULLIVER	50	TX	4:18:29.3	9:52
143	1807	1143		Jim SCHWARTZ	51	TX	4:19:53.4	9:55
144	1835	3453		Jose Luis VILLARREAL	51	MX	4:21:40.6	9:59
145	1847	2222		Richard DUMAS	52	TX	4:22:20.1	10:01
146	1881	1649		Gerard C. NEELY	52	TX	4:24:12.4	10:05
147	1884	3292		Dale NICHOLS	53	MN	4:24:14.7	10:05
148	1886	1690		James E. LUCHAK	52	TX	4:24:18.8	10:05
149	1887	565		John RICHARDS	50	TX	4:24:51.3	10:05
150	1898	595		David NICHOLSON	54	TX	4:24:52.8	10:06
151	1904	3859		Bob PHILLIPS	52	TX	4:25:09.4	10:07
152	1914	1232		Donald PINKOS	50	TX	4:25:56.2	10:09
153	1926	456		K. Charles LANG	50	TX	4:26:45.2	10:11
154	1936	710		Gaylan M. BATES	54	VA	4:27:27.4	10:12
155	1955	1101		Dick CRISP	53	TX	4:28:25.3	10:14
156	1961	1477		Jose M. GONZALEZ	53	MX	4:28:39.6	10:15
157	1968	1		Robert T. HANCOCK	50	TX	4:29:01.7	10:16
158	1984	847		Jack A. COLLINS	54	TX	4:30:08.9	10:18
159	1997	210		Robert C. LOWRY	53	TX	4:30:59.5	10:20
160	2000	1621		Larry MCCARTY	53	TX	4:31:07.3	10:21
161	2034	1461		Don THOMPSON	53	TX	4:33:06.4	10:25
162	2037	1431		Jim TRESSA	50	TX	4:33:20.4	10:26
163	2049	502		David BOWEN	50	TX	4:34:34.6	10:29
164	2058	1442		Richard D. KUEHL	54	AR	4:35:12.7	10:30
165	2059	2563		Don D. BARTON	54	TX	4:35:19.6	10:30
166	2102	783		Tom ARMSTRONG	50	TX	4:37:40.2	10:36
167	2109	432		Dhar CARMAN	51	TX	4:38:05.3	10:37
168	2113	1490		Gus STEARNS	54	TX	4:38:16.7	10:37
169	2121	2366		John A. PORTER	52	TX	4:38:36.6	10:38
170	2140	1483		Sergio LOPEZ GARCIA	50	MX	4:39:55.8	10:41
171	2151	2748		Will A. TURNER	50	TX	4:40:31.6	10:42
172	2159	162		Stephan KAUFMAN	50	IL	4:41:10.7	10:44
173	2169	3079		Jerry LEWALLEN	50	TX	4:41:55.3	10:45
174	2190	2477		Wayne C. BARLOW	54	OK	4:43:35.2	10:49
175	2195	247		Wilson MOORE	54	TX	4:43:47.9	10:50
176	2210	831		Mac Roy HERNADEZ	50	TX	4:45:19.7	10:53
177	2228	1802		Larry WALL	54	OK	4:46:54.7	10:57
178	2241	1916		Toby J. ARMELUNI	52	OK	4:47:58.8	10:59
179	2263	2889		Joe VELLECA	50	OK	4:50:17.6	11:05
180	2264	1123		John W. LUTES	50	LA	4:50:30.1	11:05
181	2284	3372		Ted R. PITTMAN	51	TX	4:52:11.6	11:09
182	2285	1025		James HOGGARD JR.	53	TX	4:52:26.1	11:09
183	2301	1582		George A. GROSS JR.	50	TX	4:54:13.8	11:14
184	2319	700		Thomas R. HOLLAND	51	WI	4:56:13.2	11:18
185	2320	3146		Roger L. SIFFORD	50	TX	4:56:16.9	11:18
186	2324	3014		Rod H MYERS	52	TX	4:56:59.6	11:20
187	2341	1299		Pablo A. PENNA	51	MX	4:58:09.1	11:23
188	2343	311		James EVANS	51	TX	4:58:13.0	11:23
189	2355	708		Robert J. CANULLA	51	TX	4:59:29.8	11:26
190	2367	981		Stephen M. FLORENTZ	52	OK	5:00:13.9	11:27
191	2382	286		Fred DALSKA	50	AR	5:01:44.8	11:31
192	2391	3531		Guy HARRIS	50	TX	5:03:00.7	11:34
193	2395	151		Charles E. PARHAM	53	TX	5:03:41.3	11:35
194	2403	667		Robert DANSBY	53	TX	5:04:45.1	11:38
195	2405	1002		Nelson K. SMITH	52	TX	5:04:58.4	11:38
196	2423	2223		Monty MONTGOMERY	51	MO	5:06:35.4	11:42
197	2432	987		Will CARLSON	50	TX	5:08:16.5	11:46
198	2434	2287		Robert T. SEMRAU	50	NY	5:08:27.0	11:46
199	2435	861		Jimmy L. BALL	51	TX	5:08:32.8	11:46
200	2440	974		Larry D. DEWITT	53	TX	5:09:15.6	11:48
201	2442	697		Paul GNADT	50	TX	5:09:24.7	11:48
202	2464	2246		Johnny A. SCOTT	51	TX	5:12:08.7	11:55
203	2485	2353		Tom FULLER	50	TX	5:15:06.2	12:01
204	2507	1287		Ramon AGUIRRE MENDEZ	50	MX	5:16:52.1	12:05
205	2513	2803		Roger WILLIAMS	51	TX	5:17:15.9	12:06
206	2527	1803		William W. CARTER	50	OK	5:20:49.6	12:14
207	2529	3834		Nair BAS	53	TX	5:21:01.8	12:15
208	2530	1418		Manuel DE ANDA	54	IN	5:21:14.2	12:15
209	2534	2786		Tim BAKER	50	TX	5:22:18.4	12:18
210	2541	1493		Mika SIEGAL	54	TX	5:23:21.4	12:20
211	2556	3119		David DEWBERRY	52	TX	5:27:38.0	12:30
212	2564	1966		Larry M. JACOBS	54	AR	5:30:24.0	12:36
213	2570	2203		Tom MITCHELL	53	OK	5:31:26.0	12:39
214	2572	1444		Mike WILLIAMS	53	OK	5:32:05.0	12:40
215	2583	2736		Keith N. HALEY	54	TX	5:39:32.0	12:57
216	2585	1746		Steve ROGERS	51	KS	5:41:26.0	13:02
217	2596	2589		Jim SURRATT	51	TX	5:51:18.0	13:24
218	2597	1041		H. I. ASTON	54	OK	5:52:10.1	13:27
219	2602	805		Fred B. ERWIN	54	AR	5:57:18.0	13:38

Age Group	Overall	Bib	No.	Name	Age	State	Time	Pace
1	112	58		Dean EIGE	58	TX	2:58:59.3	6:50
2	177	1295		Jesus MORALES	56	MX	3:07:04.5	7:08
3	311	558		Bill NOLAN	55	AR	3:17:30.9	7:32
4	313	3371		John ROTHPLETZ	55	TX	3:17:40.9	7:33
5	410	1563		David WOODY	57	TX	3:22:01.4	7:42
6	524	1579		Bill BLACKBURN	55	TX	3:27:35.7	7:55
7	615	2714		Bill TOY	59	TX	3:31:20.1	8:04
8	671	2383		Elvin T. BEHRENS	58	OK	3:33:50.9	8:10
9	691	3617		Salvador MUÑOZ	56	MX	3:34:31.8	8:11
10	835	2628		Ron HOAR	56	TX	3:41:01.4	8:26
11	838	572		Bill ROGER SR.	55	TX	3:41:11.2	8:26
12	874	3543		Oscar LOPEZ-MARROQUIN	57	TX	3:42:09.0	8:29
13	888	275		Wayne J. KNOWLES	56	TX	3:42:36.1	8:30
14	911	2540		Clyde W. SCHREMP	56	TX	3:43:25.5	8:32
15	913	2430		Jim TROWBRIDGE	59	OK	3:43:29.5	8:32
16	946	2709		Jay NORMAN	56	TX	3:45:07.1	8:35
17	953	932		Phil A. ZIEGLER	56	TX	3:45:25.5	8:36
18	976	2773		Robert WUTHRICH	58	MI	3:46:22.5	8:38
19	979	1516		John W. BAILEY	55	TX	3:46:29.4	8:38
20	1004	1644		Ralph CRAIG	55	LA	3:47:44.9	8:41
21	1028	1048		Roy HALEY	58	TX	3:48:47.4	8:44
22	1032	2211		Richard F. GALINDO	57	TX	3:48:54.8	8:44
23	1075	1502		Jeffrey F. SULLIVAN JR.	55	TX	3:50:34.9	8:48
24	1119	1170		Mark L. SORRELLS	55	TX	3:51:50.9	8:51
25	1140	720		Don L. POTTER	57	AR	3:52:32.2	8:52
26	1164	3280		Donald WINKLEY	56	TX	3:53:16.3	8:54
27	1254	2890		Jim RICHARDSON	59	OK	3:56:40.2	9:02
28	1311	354		John A. KEEFE	55	MA	3:58:29.6	9:06
29	1320	863		Jack E. HENNEY	57	TX	3:58:47.3	9:07
30	1415	1788		Jim FERRIS	57	TX	4:02:08.2	9:14
31	1432	2508		Chin UN	56	TX	4:03:10.4	9:17
32	1453	1228		John A. MEARS	56	TX	4:04:04.9	9:19
33	1459	3178		Jim GRAMM	55	TX	4:04:23.7	9:19
34	1495	414		James BONE	55	TX	4:05:49.1	9:23
35	1506	3049		Ronny SCHOENBRUN	56	TX	4:06:02.8	9:23
36	1528	1220		Don THOMASON	57	OK	4:06:57.3	9:25
37	1549	778		Allan W. NEWBERRY	58	TX	4:07:51.9	9:27
38	1554	3197		Blaine MURRAY	58	TX	4:08:09.5	9:28
39	1626	613		Gerard J. KUBERT	56	LA	4:11:04.5	9:35
40	1632	1456		Bud THOMLINSON	58	TX	4:11:21.9	9:35
41	1638	1697		John GILUS	57	OR	4:11:32.6	9:36
42	1644	1365		P. ORTIZ	55	TX	4:11:44.6	9:36
43	1650	1056		Bill HENSLEY	56	TX	4:11:56.4	9:37
44	1673	1133		Jim MESSERSCHMITT	58	MI	4:12:32.6	9:38
45	1704	534		John A. FOGLEMAN JR.	58	AR	4:14:19.0	9:42
46	1709	1180		Duane HEIDECCKER	56	IN	4:14:27.5	9:43
47	1733	3758		Mike R. GREER	55	TX	4:15:57.7	9:46
48	1736	821		Randy DEBUSK	56	TX	4:16:01.7	9:46
49	1746	3389		harry COCKDELLOS	57	TX	4:16:30.8	9:47
50	1747	1393		Don HICKMAN	55	TX	4:16:31.8	9:47
51	1793	2428		Cliff BURGESS	56			

1994 RESULTS



FEMALE AGE GROUP 1-19

Age Group	Overall Place	Bib No.	Name	Age	State	Time	Pace
1	360	3356	Lori ANGELL	19	TX	4:18:38.3	9:52
2	404	2012	Brooke LAWSON	17	TX	4:24:49.6	10:06
3	469	751	Dinah Lee CHAMBERLAIN	19	LA	4:33:19.3	10:26

FEMALE AGE GROUP 20-24

Age Group	Overall Place	Bib No.	Name	Age	State	Time	Pace
1	18	3624	Anne TRANE	24	TX	3:14:50.4	7:26
2	20	2720	Claudia SCHNETZINGER	24	TX	3:15:44.1	7:28
3	24	3288	Sheena CARSWELL	23	TX	3:17:20.2	7:32
4	49	2718	Helena QUINONES	24	TX	3:31:20.0	8:04
5	51	3028	Stacy CRABTREE	24	TX	3:31:34.9	8:04
6	67	2458	Machelle COCHRAN	22	KS	3:33:54.8	8:10
7	101	3569	Jill S. CEDERHOLM	24	TX	3:41:04.8	8:26
8	116	1974	Michelle HEBB	23	KS	3:43:11.5	8:31
9	117	1433	Wendy SPYRES	24	TX	3:43:14.5	8:31
10	152	1799	Julie E. WHITTENBURG	22	TX	3:49:47.9	8:46
11	163	376	Colleen COOKE	22	CA	3:43:14.5	8:51
12	168	2127	Carla J. FRANTTI	22	TX	3:53:12.3	8:54
13	169	3391	Cristy CROWDER	24	TX	3:53:14.1	8:54
14	179	3027	Kristie GINGERICH	21	TX	3:55:10.5	8:58
15	193	2365	Katie PORTER	23	TX	3:57:34.7	9:04
16	203	1614	Casey HAGERMAN	24	TX	3:58:42.6	9:06
17	206	3251	Stacy L. CRAIG	24	TX	3:59:00.8	9:07
18	229	3603	Heather DIMMAK	22	TX	4:02:58.4	9:16
19	267	1321	Lynn F. ROTHERMEL	24	TX	4:10:03.8	9:32
20	293	3813	Angie WILSON	23	TX	4:12:25.1	9:38
21	306	1370	Miriam CLARK	24	MO	4:13:19.7	9:40
22	314	2064	Sacily WHITTENBURG	22	TX	4:14:24.8	9:42
23	315	2063	Mary S. TAYLOR	20	TX	4:14:25.3	9:42
24	316	2061	Jana BREWER	21	TX	4:14:25.8	9:42
25	361	1891	Lynn ATHENS	23	TX	4:18:54.0	9:53
26	393	2646	Kelly MACKAY	24	TX	4:24:00.2	10:04
27	412	2525	Beth DARNALL	23	TX	4:25:53.4	10:09
28	417	1535	Leanne PARSONS	24	AR	4:26:14.3	10:09
29	420	1507	Joy STOCKWELL	21	TX	4:26:30.5	10:10
30	433	649	Sheila Y. BERRIDGE	24	KS	4:27:40.0	10:13
31	442	131	Michele C. DEFATTA	20	LA	4:28:42.1	10:15
32	461	1654	Audrey HATCH	22	TX	4:31:52.2	10:22
33	532	1641	Dyan DOPKINS	21	TX	4:43:48.2	10:50
34	536	3026	Amy MORRIS	21	TX	4:44:09.0	10:50
35	559	2845	Buffy LINZ	22	TX	4:47:12.7	10:57
36	572	2645	Allison RAINNEY	21	TX	4:48:14.2	11:00
37	607	288	Lara J. MAHANEY	24	MO	4:55:47.2	11:17
38	621	3219	Michelle DE LA VALDENE	24	TX	4:58:18.9	11:23
39	631	1779	Molly SHRAUNER	23	TX	4:59:31.5	11:26
40	644	1471	Gayla HANNING	23	KS	5:01:51.9	11:31
41	682	2182	Christa CANTU	23	TX	5:13:21.6	11:57
42	709	2917	Krista K. BARTLETT	22	TX	5:24:39.0	12:23
43	730	3038	Christie HOLMES	23	LA	5:32:14.0	12:41
44	745	546	Mary Jac WITHERSPOON	21	TX	5:49:45.0	13:21

FEMALE AGE GROUP 25-29

Age Group	Overall Place	Bib No.	Name	Age	State	Time	Pace
1	11	2953	Karen D PELTON	29	KS	3:12:34.3	7:21
2	16	107	Brenda LAUTEN	29	TX	3:12:45.1	7:21
3	17	103	Kim MCCONNELL	26	TX	3:13:05.1	7:22
4	21	2473	Marjorie MCFARLAND	26	KS	3:16:02.3	7:29
5	28	2531	Shannon E. ROCHE	25	OK	3:21:08.3	7:40
6	35	520	Stephanie RABEDEAUX	27	OK	3:27:09.2	7:54
7	50	139	Kathy L. HIRSCHI	27	KS	3:31:32.6	8:04
8	52	1235	Michelle LAFLEUR	28	TX	3:31:43.8	8:05
9	53	3702	Andrea DENTEFRANCIS	27	TX	3:31:59.3	8:05
10	55	3614	Coletta HUNTER	27	TX	3:32:46.7	8:07
11	58	1785	Sabra B. HANSON	25	TX	3:32:57.5	8:08
12	59	2949	Miriam BECK	26	TX	3:32:58.5	8:08
13	71	1083	Ruth MICHLER	27	TX	3:34:33.2	8:11
14	72	1167	Marcy E. FITZGERALD	26	KS	3:34:36.9	8:11
15	80	2886	Dee YOUNG	29	MO	3:35:56.4	8:14
16	83	1664	Chuan GAO	28	TX	3:36:43.0	8:16
17	89	3625	Liesel INGLISH	27	TX	3:37:33.4	8:18
18	91	105	Joelyne VAN DER TOGT	29	NZ	3:38:22.5	8:20
19	109	2700	Cheryl CHABOT	26	TX	3:42:03.3	8:28
20	120	1874	Holly M. MASTERS	29	TX	3:43:40.5	8:32
21	124	919	Sherry Ja ANDERSON	25	TX	3:44:30.8	8:34
22	147	1379	Alma C. DARENSBURG	29	TX	3:49:07.3	8:45
23	150	1153	Dana CHANCE	25	AR	3:49:42.2	8:46
24	156	2394	Jackie EBERG	26	TX	3:50:37.9	8:48
25	160	2734	Cheryl RICHARDS	29	TX	3:51:32.8	8:50
26	161	2281	Kris BRANCH	26	TX	3:51:42.9	8:50
27	162	2235	Mary CARMODY	29	TX	3:51:44.6	8:51
28	172	853	Izeta M. MARGIS	29	CA	3:54:04.5	8:56
29	186	1242	Kimberly SOLOMON	25	AR	3:55:56.3	9:00
30	190	3175	Troy LAMBERT	26	TX	3:57:08.2	9:03
31	195	938	Kacy GASKILL	29	TX	3:57:39.0	9:04

Age Group	Overall Place	Bib No.	Name	Age	State	Time	Pace
32	198	2872	Kelly L. NIXON	26	TX	3:58:01.6	9:05
33	199	859	Cynthia G. ZATORSKI	28	TX	3:58:11.9	9:05
34	204	2201	Andrea RIECK	29	AZ	3:58:47.9	9:07
35	205	262	Laura P. PRYOR	29	LA	3:58:51.1	9:07
36	217	2653	Laurie J. MCMANUS	28	TX	4:00:17.2	9:10
37	231	633	Ana M. SLUSS	29	CO	4:03:18.6	9:17
38	235	1422	Veronica GENERA	27	TX	4:03:52.7	9:18
39	238	258	Ann Marie ROBINSON	27	MO	4:05:00.0	9:21
40	257	1405	Lennis HASENBANK	27	KS	4:08:11.2	9:28
41	263	3572	Rebecca L. GUDELSU	29	TX	4:09:31.2	9:31
42	269	2984	Michelle NECAISE	28	TX	4:10:07.6	9:33
43	282	1668	Vera DERRIGO	27	TX	4:11:38.0	9:36
44	286	2716	Lisa EDWARDS	26	TX	4:11:54.8	9:37
45	287	1776	Michelle VELIE	27	TX	4:11:55.4	9:37
46	288	3153	Karen WACHENDORFER	28	TX	4:11:56.1	9:37
47	307	971	Kimberly WEINBERG	27	TX	4:13:24.2	9:40
48	309	325	Tammy A. GREGG	25	TX	4:13:33.0	9:40
49	318	2327	Deborah RANK	27	TX	4:14:39.1	9:43
50	324	1399	Paige RHEA	26	TX	4:15:00.6	9:44
51	327	3030	Hilary NIXON	27	TX	4:15:14.7	9:44
52	328	3589	Claire MARTIN	26	TX	4:15:15.2	9:44
53	334	2400	Kathleen MURPHY	26	TX	4:16:30.1	9:47
54	337	2692	Pam PIERSON	28	TX	4:16:52.3	9:48
55	348	3205	Mary ILLIG	25	OK	4:17:42.5	9:50
56	352	2630	Minnie HUNDT	27	TX	4:17:52.7	9:50
57	357	1672	Katrina TURNER	28	OK	4:18:22.1	9:51
58	370	1808	Lisa A. CERILLI	29	TX	4:20:19.1	9:56
59	373	1869	Paity STRATTON	27	TX	4:20:51.7	9:57



Carrie Spruiell and Carol Dieterich

60	376	3498	Kathy PYLE	29	TX	4:21:22.4	9:58
61	390	1781	Missisa R. MEDINA	28	TX	4:23:41.0	10:04
62	396	174	Barbara M. RUDOLPH	29	TX	4:24:22.4	10:05
63	413	1914	Theresa SERES	26	OK	4:25:54.0	10:09
64	419	3001	Didi SAWYER	26	TX	4:26:23.8	10:10
65	421	3013	Mimi MURPHY	28	TX	4:26:38.1	10:10
66	429	3492	Debbie RITCHEY	26	OH	4:27:10.6	10:12
67	432	601	Lynn MCCOLLUM	29	TX	4:27:36.1	10:13
68	443	2386	Wendy GUARDIA	29	TX	4:28:45.5	10:15
69	445	1455	Susan SHEFFIELD	28	TX	4:28:50.0	10:15
70	446	2916	Lucy a. PARR	26	TX	4:28:51.2	10:15
71	447	1909	Janna HEERMANS	28	TX	4:28:53.9	10:16
72	459	3158	Kriss BEDDOE	27	TX	4:31:39.4	10:22
73	460	2556	Monica J. BEL	29	TX	4:31:42.8	10:22
74	466	985	Amy Jacoby	28	TX	4:32:42.3	10:24
75	467	1599	Ana CRISTINA SANTIZO	29	TX	4:32:54.6	10:25
76	470	1574	Theresa BAGGETT	25	TX	4:33:52.3	10:27
77	471	2292	Colleen MATHIAS	26	AR	4:34:05.7	10:27
78	482	2676	Tomara YURUKI	25	TX	4:36:00.6	10:32
79	483	3625	Stephanie CRAVATTA	29	TX	4:36:09.9	10:32
80	484	1648	Orly KAMIN	29	MO	4:36:19.5	10:33
81	490	1815	Lisa COHEN	26	TX	4:36:54.3	10:34
82	509	2824	Laila WORRELL	27	TX	4:40:15.6	10:42
83	515	2843	Sherri HASKINS	28	TX	4:41:29.8	10:44
84	525	1859	Lanee ARMS	27	OK	4:42:25.3	10:47
85	531	1589	Kim NOVAK	25	TX	4:43:31.2	10:49
86	533	429	Shelly MCCUNTIACK	29	TX	4:43:55.4	10:50
87	540	830	Megan R. MORTON	25	KS	4:44:31.9	10:51
88	549	1718	Michelle ABRAMS	25	TX	4:45:59.9	10:55
89	551	1682	Amy MILLIS	29	TX	4:46:13.8	10:55
90	552	1967	Trish L. BAUER	28	TX	4:46:21.8	10:56
91	562	495	Doulette BALINGIT	26	TX	4:47:32.7	10:58
92	568	3792	Debra ANINNO	29	TX	4:47:59.8	10:59
93	573	1751	Robin SCHAFFER	28	TX	4:48:46.4	11:01
94	576	2202	Tiffany GRAHAM	28	TX	4:49:08.4	11:02

Age Group	Overall Place	Bib No.	Name	Age	State	Time	Pace
95	579	2224	Meridith KURTZ	27	TX	4:49:23.6	11:02
96	590	3881	Joanna WEISS	26	KS	4:50:53.2	11:06
97	593	3110	Jennifer D. HERRIN	25	TX	4:51:59.6	11:08
98	594	3236	Debbi WOLFE	27	TX	4:52:01.9	11:09
99	597	3414	Janet FINLEY	27	TX	4:52:49.4	11:10
100	608	287	Kathryn R. ANDERSON	27	IL	4:55:47.7	11:17
101	626	367	Vanessa C. MCNEILL	26	TX	4:58:51.9	11:24
102	627	973	Melanie YOUNG	27	TX	4:59:01.1	11:25
103	630	1780	Shannon MCKENZIE	25	TX	4:59:30.8	11:26
104	640	2863	Karen MARTINE	25	TX	5:01:17.4	11:30
105	643	2903	Jane				

1994 RESULTS

FEMALE AGE GROUP 30-34

Age Group	Overall Place	Bib No.	Name	Age	State	Time	Pace
63	225	2083	Lynn JOHNSON	31	AR	4:02:02.5	9:14
64	228	735	Melanie L. CYPHER	34	TX	4:02:44.9	9:16
65	247	586	Beverly UNGER-ZIPFEL	32	TX	4:06:11.3	9:24
66	250	1883	Darby B. FOX	33	NJ	4:06:25.0	9:24
67	251	1604	Dolena T. RICHARDSON	32	OK	4:07:12.9	9:26
68	253	2111	Michelle IRBY	30	TX	4:07:46.8	9:27
69	254	2572	Denise LUMLEY	31	TX	4:07:57.7	9:28
70	255	2580	Julie TOURANGEAU	34	TX	4:08:04.1	9:28
71	256	2703	Candy ROBBINS	32	TX	4:08:07.1	9:28
72	260	908	Jennifer DOLL	32	KS	4:08:34.1	9:29
73	262	3785	Aurora GONZALEZ	33	TX	4:09:11.8	9:30
74	264	1537	Tomara W. GARIBAY	33	TX	4:09:34.4	9:31
75	284	1585	Anne HOPKINS	31	TX	4:11:43.5	9:36
76	297	2523	Ellen MICHAELS	31	OK	4:12:36.3	9:38
77	304	1877	Kimberly DOUGLASS	30	TX	4:13:06.7	9:39
78	308	3392	Erica DENNIS	30	TX	4:13:28.7	9:40
79	310	1743	Phyllis PEPPELAAR	34	TX	4:13:33.5	9:40
80	311	1020	Helena FORD	32	TX	4:13:53.0	9:41
81	313	1403	Pakey KLEBBA	34	TX	4:14:15.1	9:42
82	319	1137	Gayle TIBBETS	32	KS	4:14:39.6	9:43
83	320	3697	Graciela BARTZ	30	TX	4:14:42.7	9:43
84	325	3136	Ann MEREDITH	32	TX	4:15:01.5	9:44
85	331	2295	Ginger S. TURNER	33	TX	4:16:03.2	9:46
86	333	3242	Silvia REVELS	31	TX	4:16:29.1	9:47
87	340	3439	A. EFSTATHIOU-AOUIRK	32	TX	4:17:05.3	9:49
88	345	1159	Sandra FISCHER	30	TX	4:17:29.2	9:49
89	349	341	Lisa WEIHAAS	34	OK	4:17:43.1	9:50
90	353	213	Leigh T. WANDEL	33	TX	4:18:01.8	9:51
91	356	1686	Terri LEGRAND	34	TX	4:18:16.3	9:51
92	362	2811	Michelle LOWE	33	TX	4:19:03.5	9:53
93	365	2178	Janet SLOVER	31	OK	4:19:37.3	9:54
94	366	1797	Meghan CLEMENT	33	NC	4:19:40.4	9:54
95	374	1924	Beata G. TOUBERT	31	TX	4:21:06.3	9:58
96	377	1720	Karen L. CRAWFORD	31	TX	4:21:40.1	9:59
97	379	2157	Karla PRICE	30	TX	4:21:50.6	10:00
98	380	3204	Gigi WARK	33	TX	4:21:53.6	10:00
99	386	2389	Elaine JOHNSON	34	TX	4:22:49.6	10:02
100	388	1514	Christy ALBERTI	30	TX	4:23:30.4	10:03
101	399	3239	Kelly BOWDEN	32	TX	4:24:34.8	10:06
102	400	3238	Lorraine SNEED	32	TX	4:24:35.3	10:06
103	403	475	Irene FELTON	34	OK	4:24:47.2	10:06
104	405	625	Carol H. DUNTON	34	TX	4:25:33.2	10:06
105	410	1019	Laurie PAMPUN	32	OK	4:25:56.5	10:08
106	411	764	Kendel MELIN	34	GA	4:25:52.3	10:08
107	414	426	Carolyn CAMPBELL	34	TX	4:25:58.1	10:09
108	416	2857	Lisa LAMBETH	30	TX	4:26:12.3	10:09
109	425	3510	Maria RUIZ	33	TX	4:26:54.5	10:11
110	427	879	Juanita MENDOZA	33	TX	4:27:03.6	10:11
111	430	2277	Donna M. CLARK	34	TX	4:27:30.0	10:12
112	431	1875	Jocqui LECLAIR	30	TX	4:27:35.6	10:13
113	440	843	Andrea L. VERDIN	31	TX	4:28:30.8	10:15
114	441	3003	Gayle MCVEY	32	TX	4:28:36.0	10:15
115	450	3795	Alison YOSTE	31	TX	4:29:19.5	10:17
116	451	3258	Kathy GLEGG	32	TX	4:29:42.9	10:17
117	462	1947	Crisann BECKER	32	TX	4:32:13.0	10:23
118	463	652	Maria D. CALVERT	34	CA	4:32:19.5	10:23
119	464	1117	Deborah TANKSLEY	31	TX	4:32:30.0	10:24
120	476	2097	Molly SHERIDAN	34	TX	4:33:38.2	10:31
121	477	3263	Kathryn MCCLENDON	33	TX	4:35:38.6	10:31
122	481	2546	Cheryl DUDA	30	TX	4:35:50.3	10:31
123	491	3454	Tracey GERHOLD	32	OK	4:37:14.4	10:35
124	497	356	Lisa R. SVANE	32	TX	4:38:27.2	10:37
125	501	3682	Tommy SCOTT	32	LA	4:38:54.0	10:38
126	502	1449	Peggy A. TAPP	33	TX	4:39:00.0	10:39
127	503	316	Susan J. WATSON	30	LA	4:39:04.8	10:39
128	504	3113	Marynella WALLEY	34	TX	4:39:09.9	10:39
129	506	283	Wendy A. JEANNONT	31	OK	4:39:17.4	10:39
130	508	1818	Kelli TUCKER	31	OK	4:39:47.7	10:41
131	510	1315	Diana BETONCE	30	MX	4:40:48.5	10:43
132	511	3888	Marci ADDINGTON	34	TX	4:40:57.2	10:43
133	514	1238	Dee J. NELSON	33	CO	4:41:16.8	10:44
134	517	1262	Neezt LACH	32	TX	4:41:32.7	10:45
135	519	2590	Deborah L. JOSEPH	33	TX	4:41:54.2	10:45
136	522	1491	Traci DWORSHAK	30	CO	4:42:07.1	10:46
137	523	1129	Eileen WEAVER	33	TX	4:42:10.5	10:46
138	528	3068	Denise IRONS	33	TX	4:42:54.0	10:48
139	529	674	Nam Ok COTHAM	30	TX	4:42:56.8	10:48
140	534	3297	Kathy MOULD	31	KS	4:44:00.9	10:50
141	544	3266	Tida CHAMBERS	31	TX	4:45:26.6	10:53
142	545	2096	Beth ROSE	31	TX	4:45:29.7	10:54
143	546	807	Adri AUTREY	33	TX	4:45:34.9	10:54
144	553	2871	Kelly D. HARRISS	34	TX	4:46:28.2	10:56
145	557	790	Jessica HEARNS	31	TX	4:46:50.0	10:57
146	564	3105	Terri MORRIS	30	TX	4:47:45.0	10:59
147	565	709	Lisa DOAK	31	CO	4:47:46.7	10:59
148	566	3515	Donna DAUS	34	CO	4:47:48.2	10:59
149	567	3148	Linda MCKISSACK	34	TX	4:47:56.6	10:59
150	569	471	Tommy WATSON	33	TX	4:48:04.7	11:00
151	581	989	Dorrie FEARN	32	TX	4:49:34.0	11:03
152	586	250	Karin E. HAMPTON	31	TX	4:50:18.8	11:05
153	589	2129	Paty HERBEL	31	TX	4:50:28.9	11:05
154	592	2452	Teresa S. DANIELS	31	AR	4:51:35.3	11:08
155	600	1989	Shirley HARRIS	34	AR	4:53:33.2	11:12
156	602	1613	Cathy M. MASON	34	TX	4:54:14.7	11:14

Age Group	Overall Place	Bib No.	Name	Age	State	Time	Pace
157	606	3045	Marsha BENNETT	31	TX	4:55:22.1	11:16
158	611	1816	Kathleen ROE	31	TX	4:56:38.1	11:19
159	612	2023	Carolina E. HERNANDEZ	31	TX	4:56:41.2	11:19
160	617	1637	Ramona MIRE	33	TX	4:57:56.8	11:22
161	625	1341	Joanna L. PATTON	33	AR	4:58:47.2	11:24
162	633	801	Melanie FREDRICK	31	TX	4:59:41.1	11:26
163	645	3094	Martha GARCIA	31	TX	5:01:55.8	11:31
164	646	1219	Vanessa JOHNSON	32	TX	5:02:04.3	11:32
165	647	1655	Pat WILLIAMS	34	TX	5:02:10.9	11:32
166	649	2869	Jenna WOLCOTT	32	TX	5:02:28.5	11:32
167	656	2644	Jane MOSAKOWSKI	31	TX	5:04:27.7	11:37
168	663	2706	Julie D. COBB	32	TX	5:06:42.7	11:42
169	664	2536	Karen LEE	31	TX	5:06:43.4	11:42
170	669	2325	Patricia E. SULLIVAN	31	TX	5:07:45.6	11:45
171	672	2255	Pat POPE	33	TX	5:08:52.5	11:47
172	683	1923	Deb L. BOSHELL	34	OK	5:13:35.7	11:58
173	685	101	Jane E. DILLINGER	34	TX	5:14:21.2	12:00
174	689	1185	Sharon TROWBRIDGE	33	OK	5:16:55.7	12:06
175	693	2440	Jean MYERS	34	TX	5:17:28.1	12:07
176	706	2615	Cheryl BIER	34	TX	5:22:40.1	12:19
177	707	2242	Sheena PACE	34	TX	5:22:57.5	12:19
178	711	1027	Mindy BROWN	33	MO	5:25:01.0	12:24
179	716	1705	Chiao Yung LIE	30	TX	5:27:31.0	12:30
180	718	2641	Patti WREN	30	TX	5:27:39.0	12:30
181	719	2109	Jane OSBORN	33	KS	5:28:14.0	12:31
182	723	2169	Susan E. WEAVER	34	OK	5:29:47.0	12:35
183	738	3166	Tomara GILSTRAP	34	TX	5:40:44.0	13:00
184	748	3147	Shelley CRUTSINGER	31	TX	5:52:38.0	13:27
185	761	3574	Terry JONES	31	TX	6:08:39.0	14:04

Age Group	Overall Place	Bib No.	Name	Age	State	Time	Pace
62	266	507	Dora L. MILES	39	TX	4:09:57.7	9:32
63	270	2788	Annmarie SKALSKI	37	TX	4:10:20.6	9:33
64	272	2891	Donna KRIEGLER	37	MN	4:10:31.5	9:34
65	276	949	Sharon K. VIGIL	37	CO	4:10:42.5	9:34
66	277	2108	Allison Y. MARABLE	36	TX	4:10:44.7	9:34
67	280	2021	Cindy BRIX	37	LA	4:11:34.0	9:36
68	281	492	Denise MOSS	35	LA	4:11:37.4	9:36
69	289	632	Colette WARGO	39	OH	4:12:58.7	9:37
70	290	2584	Shelley VASTANO	36	TX	4:12:05.4	9:37
71	295	1962	Becky N. BROWN	35	TX	4:12:29.2	9:38
72	296	689	Kim JOHNSON	37	TX	4:12:31.6	9:38
73	300	1545	Denise TORRES	36	TX	4:12:46.0	9:39
74	302	2090	Kathy LINDSTROM	39	AR	4:12:30.3	9:39
75	303	1652	Veronica C. LAWRENCE	36	TX	4:13:06.2	9:39
76	305	658	Sandra J. RITCHIE	36	CO	4:13:14.7	9:40
77	312	1795	Donna HARRIGAN	36	TX	4:14:13.6	9:42
78	317	2583	Melinda MADISON	37	TX	4:14:32.2	9:43
79	321	3332	Feliz JARVIS	38	TX	4:14:44.9	9:43
80	329	3034	Babette BURSTEIN	39	GA	4:15:44.5	9:45
81	330	756	Becky MATTHEWS	39	TX	4:15:46.7	9:46
82	332	824	Karen D. LEADER	36	OK	4:16:27.7	9:47
83	338	871	Pam TAIT	39	OK	4:16:53.6	9:48
84	339	152	Gay NELSON	39	TX	4:16:58.8	9:48
85	344	3172	Elynn DOVE	37	TX	4:17:25.0	9:49
86	351	2053	Suzanna FAY	36	OK	4:17:49.3	9:50
87	354	1104	Deana HILDEBRAND	38	OK	4:18:10.2	9:51
88	359	1887	Lindi Loy BOYER	36	TX	4:18:36.4	9:52
89	363	1515	Lydia L. OWENS	35	TX	4:19:07.9	9:53
90	368	3737	P. K. DAILEY	36	TX	4:19:57.5	9:55
91	384	784	Contance L. SALINAS	35	TX	4:22:14.4	10:00
92	389	1928	Jean MYKIETYN	38	TX	4:23:34.2	10:03
93	392	1758	Michael POWELL	39	TX	4:23:57.3	10:04
94	394	1358	Rhonna R. AUSTIN	36	TX	4:24:11.2	10:05
95	395	3598	Dora Eha SINO SOTO	35	MX	4:24:15.2	10:05
96	398						

1994 RESULTS

Age Group	Overall	Bib	Name	Age	State	Time	Pace
Place	Place	No.	Name				
160	737	2741	Susan TIMKO	39	TX	5:40:15.0	12:59
161	742	3065	Luanne LEE	39	TX	5:47:38.0	13:16
162	752	1897	Martha CARNEY	39	TX	5:57:40.0	13:39
163	755	1843	Kristi LOBBAN	35	TX	5:59:24.0	13:43
164	756	3790	Susan DALEY	35	IL	5:59:40.0	13:43
165	757	2637	Sherry S. MAGNIUS	38	TX	6:00:39.0	13:46
166	764	2853	Pamela BREDEN	39	TX	6:29:20.0	14:51
167	768	2251	Jean W. ELIASON	38	TX	7:20:00.2	16:47

Age Group	Overall	Bib	Name	Age	State	Time	Pace
Place	Place	No.	Name				
83	472	817	Catherine BERGER	43	TX	4:34:10.8	10:28
84	475	222	Jan KENNEDY	41	TX	4:34:23.8	10:28
85	478	3010	Stephanie SPRADLEY	41	TX	4:35:43.8	10:31
86	486	923	Jennifer ISTD	43	OK	4:36:42.9	10:33
87	496	1848	Susan WALKER	41	OK	4:38:17.9	10:37
88	499	1885	Joan KERR	43	TX	4:38:44.3	10:38
89	500	123	Janet KASISCHKE	40	TX	4:38:53.0	10:38
90	526	1800	Nancy BROADBRIDGE	41	MI	4:42:39.2	10:47
91	537	2078	Denise HORTON	44	OK	4:44:10.9	10:51
92	555	1155	Lynda A. TOWNSEND	44	AR	4:46:47.3	10:57
93	556	351	Anne GOODMAN	44	TX	4:46:47.9	10:57
94	560	3688	LaAnn LOBATO	44	OK	4:47:25.7	10:58
95	580	530	Debbie KEMP	42	TX	4:49:25.9	11:03
96	584	399	Maryanne FAUBEL	41	TX	4:50:10.6	11:04
97	585	314	Detta D. CORONA	40	TX	4:50:14.0	11:04
98	588	2106	Soyla REYNA	42	TX	4:50:25.5	11:05
99	595	1610	Phyllis BARIION	42	TX	4:52:39.8	11:10
100	599	1732	Debbie D. HAYES	44	GA	4:52:54.9	11:11
101	603	2742	Janet N. WATFORD	44	TX	4:54:20.2	11:14
102	605	1336	Marcy L. GRAY	42	OK	4:55:20.1	11:16
103	615	1845	Carol CRECH	43	TX	4:57:43.9	11:22
104	616	1497	Bianca L. MAACE	44	TX	4:57:49.0	11:22
105	622	3262	Regina C. HYMAN	40	TX	4:58:23.5	11:23
106	624	476	Debbi MOHLER	40	AR	4:58:40.9	11:24
107	629	517	Laura Kay HOYLE	43	TX	4:59:13.3	11:25
108	632	1257	Debby HAMES	40	KS	4:59:33.9	11:26
109	636	1016	Betty J. GEORGE	40	KS	5:00:08.8	11:27
110	638	1102	Cathy DOE	44	TX	5:00:40.3	11:28
111	652	2266	Maria PHERTY	40	TX	5:03:10.4	11:34
112	657	1209	Carolyn K. RYKEN	41	AR	5:05:35.1	11:40
113	659	2614	Deborah J. GONZALES	40	TX	5:05:55.5	11:40
114	661	1149	Rita L. SPEAS	43	AR	5:06:24.8	11:41
115	665	486	Susan L. SMITH	44	TX	5:06:48.9	11:42
116	667	2121	Beverly ORR	41	TX	5:06:57.2	11:43
117	670	1950	Karen E. NUNNELLY	44	TX	5:08:18.5	11:46
118	676	2354	Cynthia SCHWARTZ	42	TX	5:11:46.8	11:54
119	686	3108	Rebecca HARRIS	42	TX	5:16:02.4	12:03
120	694	838	Carolina M. SORIA	44	KS	5:17:29.8	12:07
121	697	3016	Sharon BYRNE	44	TX	5:18:12.0	12:08
122	715	622	Jane A. ASHER	40	KS	5:27:25.0	12:30
123	717	2296	Gail ALLEN	41	TX	5:27:35.0	12:30
124	721	401	Lynn GUSTAFSON-HALEY	42	TX	5:28:40.0	12:32
125	729	2739	Diane EACHTUS	44	TX	5:31:46.2	12:39
126	732	1844	Joan OPIELA	42	TX	5:32:49.0	12:42
127	733	2577	Linda FUSSELL	42	CO	5:32:59.0	12:42
128	740	411	Dee Dee LUCAS	43	OK	5:46:12.0	13:13
129	747	3128	Linda K. KISER	41	TX	5:51:22.0	13:24
130	749	1987	Teresa S. ROWTON	41	LA	5:53:51.0	13:30
131	759	2361	Geraldo MILLER	40	TX	6:02:33.0	13:50
132	762	806	Joanne KELLER	44	AL	6:25:04.0	14:41
133	763	2666	Cathie L. SLAUGHTER	44	TX	6:29:03.0	14:51
134	765	3387	Marci NIAUGH	43	TX	6:29:32.0	14:52

FEMALE AGE GROUP 40-44

Age Group	Overall	Bib	Name	Age	State	Time	Pace
Place	Place	No.	Name				
0	10	2439	Barbara BEEMAN	44	OK	3:10:34.6	7:16
1	36	473	Bobbie JESTER	40	TX	3:27:19.0	7:55
2	37	1541	Marilyn LAMM	40	KS	3:27:20.7	7:55
3	39	3087	Nancy CLARK	41	LA	3:28:01.7	7:56
4	46	1523	Regina HAMM	42	TX	3:30:19.0	8:01
5	62	3480	L. MARTINEZ DE ANGUIAS	41	MX	3:33:23.6	8:09
6	64	1175	Lesla HOMANN	40	TX	3:33:30.8	8:09
7	65	2985	Martha O'Rourke	44	OK	3:33:34.9	8:09
8	76	946	Karen CALL	41	AR	3:35:16.8	8:13
9	82	688	Connie LAWRENCE	43	TX	3:36:19.2	8:15
10	87	2530	Anell V. KERN	44	TX	3:37:30.9	8:18
12	94	191	Susan B. DAY	43	WY	3:39:03.7	8:21
13	107	2613	Melissa SCHUCHARD	41	TX	3:41:42.1	8:28
14	108	677	Joann HANNIG	43	IL	3:41:48.9	8:28
15	115	1658	Darlene HESS	43	TX	3:43:09.5	8:31
16	122	2270	Marcy PALMERI	41	TX	3:43:58.4	8:33
17	130	1542	Marcia SHAFER	42	KS	3:45:18.3	8:36
18	132	393	Linda LEOPoulos	44	AR	3:45:52.8	8:37
19	137	2506	Margaret JORDAN	42	LA	3:47:12.8	8:40
20	141	3286	Linda ADAM-HALL	44	NE	3:48:12.6	8:42
21	143	177	Marcia K. MOON	44	TX	3:48:20.5	8:43
22	144	2642	Carolyn POH	40	TX	3:48:25.4	8:43
23	145	2909	Christi PLOTT	40	MO	3:48:38.1	8:43
24	148	3538	A. CARREIRA DE ZENDEVAS	44	MX	3:49:22.8	8:45
25	151	488	Beth WELLS	41	TX	3:49:43.9	8:46
26	170	274	Lise LAJOIE-LYN	44	LA	3:53:27.4	8:54
27	177	389	Colleen M. STEVENS	40	OK	3:55:00.4	8:58
28	180	1925	Carla Jo SCHAEFER	41	TX	3:55:17.3	8:59
29	184	320	Joanne CONTRERAS	42	OK	3:55:45.4	9:00
30	196	3089	Mary Jan BANCROFT	40	NV	3:57:42.7	9:04
31	201	2694	Wanda M. CARTER	43	TX	3:58:17.6	9:06
32	212	263	Kay L. KECK	43	GA	3:59:36.9	9:09
33	218	1759	Pamela DEALEY	43	TX	4:00:45.8	9:11
34	222	92	Debye YADON	40	TX	4:01:25.8	9:13
35	224	1157	Kathy M. MEYER	43	TX	4:01:44.1	9:13
36	226	3710	Cynthia THOMAS	42	TX	4:02:12.5	9:14
37	232	2800	Joyce VILLARREAL	40	TX	4:03:29.8	9:17
38	237	40	Ann Lawther ASHE	40	TX	4:04:45.0	9:20
39	242	2717	Janice DRAKE	44	TX	4:05:35.4	9:22
40	245	567	Joan MCKEVEY	42	IL	4:06:03.8	9:23
41	249	631	LuAnn CHILLEMI	40	OH	4:06:20.6	9:24
42	252	748	Janet MARSHALL	40	TX	4:07:26.6	9:26
43	268	1587	Linda M. CHASTAIN	44	TX	4:10:05.4	9:33
44	273	2306	Linda R. SCOTT	41	TX	4:10:32.0	9:34
45	275	3075	Nancy MARTIN	40	TX	4:10:34.8	9:34
46	278	2417	Susan FOSTER	40	TX	4:10:57.5	9:34
47	279	3602	Debra J. ARMS	40	TX	4:11:07.3	9:35
48	285	1367	Jill CUTTING	44	AR	4:11:48.5	9:36
49	294	1619	Debbie PUCKETT	40	TX	4:12:27.8	9:38
50	298	3875	Delilah TUTT	42	TX	4:12:37.5	9:38
51	299	499	Rhonda GRUBB	43	TX	4:12:40.1	9:38
52	323	99	Ann Mallory GATTIS	40	IN	4:14:58.0	9:44
53	335	3295	Alice SPILLERS	43	LA	4:16:41.9	9:48
54	336	2535	Sharan MORDORSKI	43	IL	4:16:49.9	9:48
55	341	872	Diane MONTGOMERY	44	OK	4:17:07.2	9:49
56	342	665	Mona M. HIZEL	44	AR	4:17:14.3	9:49
57	343	2599	Ronda HEGAR	42	TX	4:17:20.1	9:49
58	346	3168	Gale RICHARDS	43	TX	4:17:33.6	9:50
59	347	3783	Calleen HAGEN	44	TX	4:17:41.8	9:50
60	355	2084	Barbara MOORE	44	AR	4:18:12.3	9:51
61	358	2170	Mary Beth HETRICK	42	OK	4:18:22.5	9:51
62	364	3046	Nancee WEEKS	43	KS	4:19:36.0	9:54
63	369	1176	Barbara VAN VOAST	42	TX	4:19:58.4	9:55
64	371	3102	Margaret S. MUNS	41	TX	4:20:26.4	9:56
65	372	1997	Charlotte V. DAVIS	40	AR	4:20:44.6	9:57
66	375	2822	Sara BEILFUSS	40	TX	4:21:20.0	9:58
67	383	2904	Jeanne PITZ	44	TX	4:22:07.9	10:00
68	385	2258	Sandi MULINER	42	CA	4:22:39.6	10:01
69	387	2082	Cilla McMILLIN	43	TX	4:23:01.4	10:02
70	391	870	Donna L. ECHOLS	40	TX	4:23:43.9	10:04
71	407	1271	Linda BEEBE	40	CO	4:25:05.8	10:07
72	424	2914	Sharry M. PIPKIN	40	TX	4:26:53.6	10:11
73	426	671	Debbie BUESE	42	OK	4:26:58.0	10:11
74	428	1775	Maria ZAMORA	40	TX	4:27:04.1	10:11
75	435	422	Linda BOSTWICK	41	TX	4:27:47.0	10:13
76	436	3583	Organista LOURDES	42	MX	4:27:47.9	10:13
77	437	933	Nancy A. REUTER	42	TX	4:27:49.6	10:13
78	438	2453	Carol NORTHCLIFF	40	AR	4:27:57.7	10:13
79	439	3452	Linda RIGGINS	43	TX	4:28:10.1	10:14
80	453	1879	Wynn BERGSTRESSER	42	TX	4:30:08.8	10:18
81	456	857	Denise MAINDELLE	40	TX	4:31:03.9	10:21
82	465	577	Karen Pepper MUELLER	40	OK	4:32:35.4	10:24

FEMALE AGE GROUP 45-49

Age Group	Overall	Bib	Name	Age	State	Time	Pace
Place	Place	No.	Name				
1	25	1620	Kathy KELLOGG	45	TX	3:18:29.7	7:34
2	31	1611	Marian FULLER	45	CO	3:25:48.4	7:51
3	68	3582	Sofia DE LA PUERTA	49	3	3:34:08.3	8:10
4	79	2056	Deirdre DOWNHAM	45	OK	3:35:48.2	8:14
5	105	2971	Brigitte PRUETT	47	TX	3:41:32.8	8:27
6	112	1913	Jeanne MCDANIEL	45	OK	3:42:27.3	8:29
7	118	557	Elaine NOLAN	47	AR	3:43:33.4	8:32
8	121	1602	Pamela GALBRAITH	47	CA	3:43:50.4	8:32
9	127	45	Shirley ADAMS	45	TX	3:44:51.8	8:35
10	149	1917	LuNoy MEIER	48	KS	3:49:36.6	8:46
11	157	2626	Judy JACKSON	49	TX	3:50:49.0	8:48
12	159	37	Sandy B. BOYTIM	49	TX		

AWARD FOR EXCELLENCE



by Dan Lipsher

Two Olympic Medals. A Sullivan Award. Five-time national 10,000 meter champion. Four-time national cross country champion. Four-time world marathon champion.

Frank Shorter's athletic résumé reads like the back of an intergalactic baseball card. His success on the roads and on the track helped spur the running boom in this country. In recent years, Shorter has focused on master's events, adding even more world championships to his vitae. But there's much more than gold medals and laurel wreaths behind the man.

Yale educated, Shorter earned a law degree from the University of Florida in 1974 and began practicing law in Boulder, Colorado, where he resides. His business interests include Frank Shorter Sports, a maker of athletic apparel in the U.S., Europe and Japan, and he has been the voice of the Boston Marathon for 12 years. Working for NBC-TV in 1988 and 1992, Shorter provided color commentary for an event he knows well—the Olympic marathon.

In the 1970s Shorter was one of four men—Ken Cooper, Jim Fixx and Bill Rodgers were the others—who redefined running in the United States. Cooper literally wrote the book on aerobics. His *Aerobics* was the first major work to promote the benefits of cardiovascular exercise and has led millions around the world to the promised land of health and fitness. Fixx showed that an overweight, lifelong smoker could drastically change his lifestyle and emerge as a vital athlete. Rodgers, with his four wins each at New York and

Boston, seized a nation obsessed with sport and was instrumental in getting millions of Americans to get up from the couch and take to the streets.

But Frank Shorter's success in an event that captures the world's imagination every four years put him, and American road racing, on the international map.



Michelle Staubach presents the 1994 Dallas White Rock Marathon Award for Excellence to Frank Shorter.

The 1972 Olympic marathon, run in the wake of the Israeli team tragedy, showed Shorter at his best. As he entered the stadium in Munich, Shorter found himself chasing an imposter in what should have been a triumphant victory lap. Unbowed, Shorter carried on and stood atop the winner's stand after the hoax was revealed.

Four years later, Shorter again was the second man in the Olympic stadium, but this time the leader was legitimate. Shorter took the silver medal in Montreal, completing a rare double in the Olympic marathon.

Named the 1972 Sullivan Award winner as the country's outstanding amateur athlete, Shorter helped revolu-

tionize amateur athletics. He conceptualized and championed the Amateur Trust Fund, which enabled amateur track and field athletes to openly win prize money.

In recent years, Shorter has continued to compete at the highest level. In 1989 he won the World Masters Biathlon Championship, and he won the silver medal at the 1993 World Veterans Championships at 10,000 meters in both track and cross-country.

Shorter also travels the country giving motivational speeches to corporate managers and sales forces. His clients include the Dallas-based Tyler Corporation, and he is an annual presence—and competitor—at the Tyler Cup, a multi-event athletic competition at the Cooper Fitness Center.

For his contributions to the athletic community and the marathon in particular—both on the field and off—Frank Shorter is a most deserving recipient of the 1994 Dallas White Rock Marathon Award for Excellence.

Award of Excellence Winners

Dr. Kenneth Cooper	1985
Dr. George Sheehan	1986
Dr. Robert Vaughan	1987
Francie Larrieu Smith	1988
Johnny Kelley	1989
Fred Lebow	1990
Kenny Moore	1991
Tom Landry	1992
Joan Benoit Samuelson	1993



THANK YOU

SPONSORS

AMERICAN AIRLINES
ARAMARK
JOHNSTON PRINTING
MASSMUTUAL
TEXAS INSTRUMENTS

5K SPONSOR

THE AMEND GROUP

PATRONS

LATITUDE
SEIKO
GREYHOUND LINES, INC.
CROSS COUNTRY CLUB OF DALLAS
GATORADE

COMMUNITIES

THE CITY OF DALLAS
THE TOWN OF HIGHLAND PARK

1994 BOARD OF DIRECTORS

IRVING ADELSTEIN
KAREN AUSTIN
AMY BLUM
JEANNE CULLERS
GEORGE EASTES
GARY ELLIOTT
DAVID EVANS
BOB HANCOOK
MARY KENNARD
DONALD KEY
RIO KING
DAN LIPSHER
DON LUCAS
EMILY McADAMS
CIPRIANO MUNOZ
JIM RING
STEVE SHOPOFF
JOHN SNYDER
CHARLES STERLING
ERIC SWANSON
KENNETH R. VINES
BILL WILLIAMS
VERNON N. YEAGER

RACE ADMINISTRATION

BOB HANCOOK, DIRECTOR OF RACE EVENTS
GEORGE EASTES, MARATHON DIRECTOR
STEVE ZIMMERMAN, CEO/CELEBRITY
CHALLENGE
BOB AND MARILYN CLEMENS, VOLUNTEER
COORDINATORS
CLIFF JURY, FACILITIES
ROLLIE STEVENS, SPLIT TIMERS
CASEY CHANDLER, COURSE MONITORS
ALAN WINSTEAD, START
BOB SKAER, CONING
BOB GIBBONS, FINISH LINE
BRENT FRERCK AND CHUCK BARRINEAU,
LEAD BICYCLISTS
LUKE'S, RACE HEADQUARTERS

SOUTHLAND CENTER, HEADQUARTERS HOTEL
TEXINS STRIDERS, FINISH LINE AND RESULTS

MEDICAL

GARY B. ELLIOTT, M.D., DIRECTOR
JOHN CARLIN, ASSISTANT DIRECTOR
BAYLOR UNIVERSITY MEDICAL CENTER,
MEDICAL SUPPLIES
SUSAN SMITH, M.D., PHYSICIANS
PEGGY TIBBITS, R.N., NURSES
BILL VALENTINE, M.D., PODIATRISTS
JANA MOREE, R.N., BUS NURSES
LOU CASTLEMAN, MASSAGE THERAPISTS
DAN ELLINOR, WALKERS
DICK TAYLOR, SAG WAGON

25TH ANNIVERSARY ACTIVITIES

MARY KENNARD, DIRECTOR
MELISSA SCHUCHARD, MARGARET
STEENSON, BOB HANCOOK, DONALD KEY

AID STATIONS

DOUG MOYSE, TOM LANDRY SPORTS MEDICINE
AND RESEARCH CENTER
MIKE LUCAS, LUKE'S
JO ANNE FOUGEROUSSE, MASSMUTUAL
STEPHANIE STEVENSON,
COOPER FITNESS CENTER
DURWOOD HEINRICH, TEXAS INSTRUMENTS/
ARAMARK
BILL FAITT, JCPENNEY
GARY JUNCO, ENSERCH
PHIL HALE, GALLOWAY TRAINING PROGRAM
MARISA QUINONES, MOBIL
RODNEY HUBBARD, GREATER EAST DALLAS
CHAMBER OF COMMERCE
MARY FRAME, CONVEX COMPUTER
KEN RAICH, E-SYSTEMS
CHERYL HOWARD, PARTY HOGS
JAY MINOR, AMERICAN AIRLINES

SPECIAL ACTIVITIES

M.A. HANCOOK, MARY ELLEN
MARQUARDT, JUANITA HERMON,

APPRECIATION DINNER

TOM LANDRY CENTER,
SHERRY'S COOKIES & MUFFINS
DON LUCAS, CHARLES STERLING

SPORTS EXPO DIRECTORS

DALE HAGER, MARTHA KAYSEE,
NANCY CARDER

COURSE MEDIA

BOB JONES, COMMUNICATIONS
THE DALLAS AMATEUR RADIO CLUB
MARY EASTES, ROCK SHOP

AWARD FOR EXCELLENCE DINNER

M.A. HANCOOK, SHIRLEY MAYNARD,
KATHLEEN VINES, NANCY GARDNER
DON LUCAS, MASTER OF CEREMONIES

STYLE SHOW

SHARON AND DON LUCAS

AWARDS BANQUET

BARB ELLCEY, GERALD MASSEY,
BILL EASTBURN, BRIAN STACY,
CHERI ADAMS, KATHY ARECHIGA,
SOTERO LOPEZ, JOHN KELLERMAN,
NANCY WILT, JANE JOHNSTON,
DENNISE PLOOF, JIM RING,
WENDY HERMAN, LAURA GIGL,
STEVE THORNTON

AWARDS PRESENTATION

STEVE SHOPOFF

FOOD SERVICE

DR PEPPER, AI MARKETING,
RICH'S PRODUCTS, TUSCALOOSA
PRODUCTS, WHITE SWAN

SPECIAL CONTRIBUTORS

IRVING ADELSTEIN, ADELSTEIN & CO.
AMY BLUM, RACE DATA
MARTY EVENSON, SPORTS PHOTO
JAMES THRUSTON
AMERICAN MASSAGE THERAPISTS
ASSOCIATION
ASTEN CENTER OF NATURAL
THERAPEUTICS
STEAKLEY LEASING, INC.
FINA

COMMUNICATIONS

KTCK 1310
HEALTH & FITNESS MAGAZINE,
MARATHON PROGRAM

RESULTS BOOK

DAN LIPSHER, EDITOR
MARY KENNARD, PHOTO EDITOR

THE RICHARDS GROUP

VONCILE MAYES, GLORIA NOVOCILSKY,
JESSE COLLARD, DYANNE KOITHAN,
ALAN DWELLE, JESS HALDEMAN, JEANNIE OWENS

JOHNSTON PRINTING

JOHN SNYDER, ERIC SWANSON, PAGE SNYDER,
JOE CAIN, DAN NEWLAND, SUSAN RITCHIE

PHOTOGRAPHERS

CAROLYN BANKS, RICHARD BROWNE,
FRANCIS CELI, TOM CHARLES,
EARL AND MARY KENNARD,
MAC McNORTON, TIM OSTERMEYER,
MILT RUDICK, DENISSE RICHARDSON,
GLENYS VAUGHAN

FILM AND PHOTO PROCESSING

CROSS COUNTRY CLUB OF DALLAS
ECKERD EXPRESS PHOTO


Congratulations To All Runners In
The Dallas White Rock Marathon's

25th 26.2

 **TEXAS
INSTRUMENTS**


DALLAS WHITE ROCK MARATHON

1994



*The Dallas White Rock Marathon would like to thank the following sponsors:
American Airlines, Aramark, Johnston Printing, MassMutual, Texas Instruments*