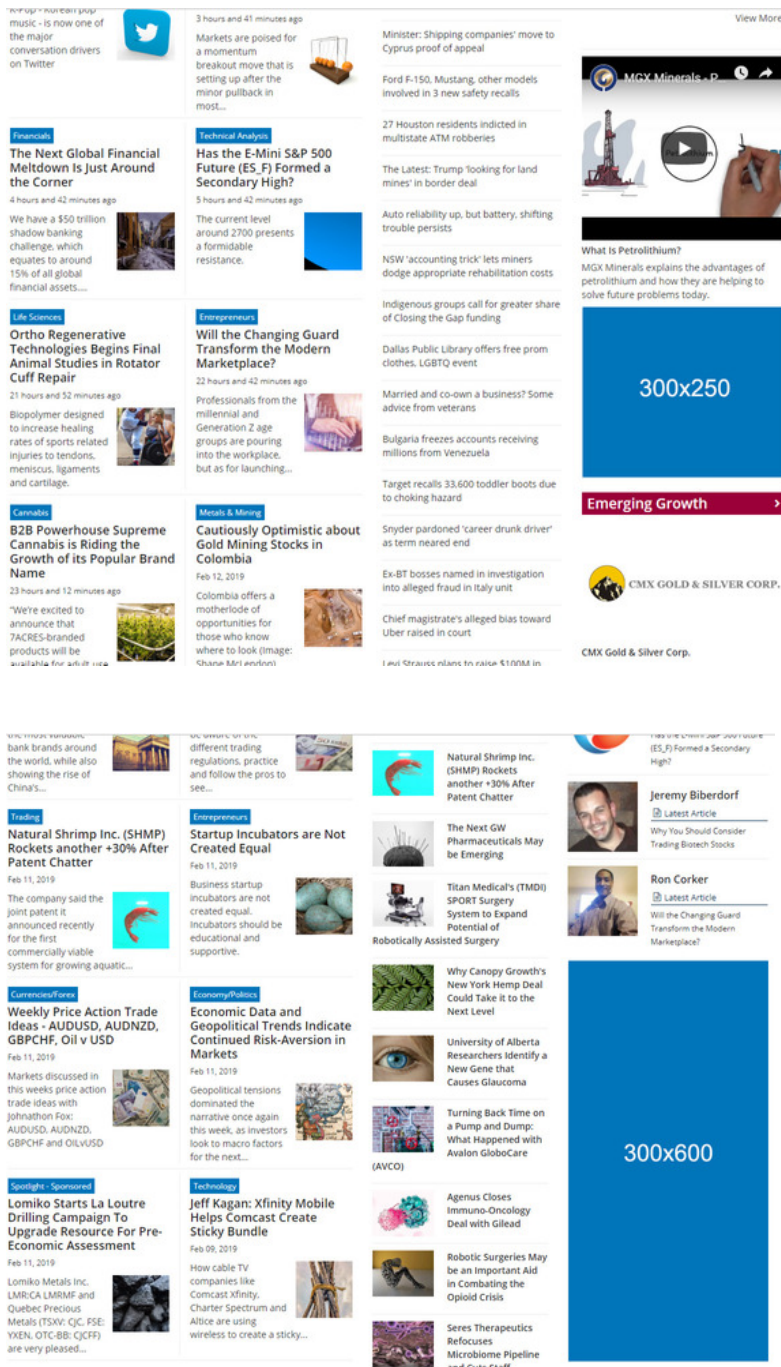


## TAP INTO 300,000+ MONTHLY USERS

Equities.com® is a leading digital financial news source and investor community for emerging growth companies. Connecting global investors, executives, financial experts and industry professionals hungry for disruption. We provide readers with breaking editorial news coverage, company information, and sponsored content about exciting new investment opportunities.

## HOMEPAGE:



The screenshot shows the Equities.com homepage layout. It features a grid of news articles categorized by sectors like Financials, Life Sciences, Cannabis, and Technology. A sidebar on the right contains a '300x250' ad placeholder and a list of authors including Jeremy Biberdorf and Ron Corker. The top navigation bar includes a search bar and a 'View More' link.

### AVAILABLE UNITS:

- Square (custom size) – 300px X 250px
- Vertical Rectangle (custom size) – 263px X 400px



Square (custom size) – 300px X 250px



Vertical Rectangle (custom size) – 300px X 600px

### AD DETAILS:

**Supported File Types:** jpg, png, gif, swf, HTML5  
**Initial Load Size:** 150kb  
**File Maximum:** 1mb

**Submission Lead Time:** Minimum 3 business days before campaign start.  
**Run Time:** 1 month or until impression count runs out

**Cost:** \$10 starting CPM  
**Minimum Buy:** 50,000 Impressions

# ARTICLE PAGE:

Editor Dashboard Articles • Media • Social • Users • Companies • Events • Private Markets • Surveys • Landing Page • Newsletter • Featured Video • Surveys • Backlist (0)

728x90

equities News equities Canada

HOME NEWS COMPANIES MARKETS PRIVATE MARKETS EVENTS NEWSLETTERS TRADING Search / Symbol Q

News

United States of America Canada Australia Trading Energy

### Clean Energy Tech (CET) Spiking +200% After CEO Letter to Shareholders

Steve Kanaval | Tuesday, 12 February 2019 09:29 (EST)

Usually, you have to dig to understand what companies do, and how they do it, to determine why the stock price rallies or falls. I was searching the LDMicro site to find the movers from Monday, and clicked straight through to the January 30, 2019 letter to shareholders from CEO Kam Mahdi of Clean Energy Technologies, Inc. (CET)[OTC] - \$0.087875 +0.025875 (41.73%)

It was refreshing because he listed clearly and succinctly what the company did, where it was going and why. Very clean. His share price reflected this in volume, which increased 20x as the share price jumped 200% to start the week with large blocks of stock changing hands during the noon hour in the Monday session.

I noted the large block trades in time and sales with shares rising above the \$0.03 level and by the closing hour shares were trading at \$0.06. Keep in mind, trading had been relatively dormant, so the shock to those who trade it day-to-day was apparent. Often in these cases, when you have runaway pricing on a percentage basis, you get irrational price action, but shares of CET held in there. It will be interesting to see where prices are supported after the run up yesterday.

My guess is we get some sort of retrace back to \$0.04, and we

How CBD Oil "Healed Her Pain" When Nothing Else Helped

Find Out More

Symbol	Last Price	Change	% Change
B	\$59.98	▲\$1.02	▲1.73%
AST	\$0.86	▼\$0.0398	▼4.42%
NXTD	\$1.21	▲\$0.0701	▲6.15%
V	\$142.28	▲\$1.48	▲1.05%
G	\$32.81	▲\$0.22	▲0.68%
BRIS	\$3.16	▲\$0.65	▲20.46%

important if you trade these stocks. Since most microcap investors initiate positions in these stocks trading from the long side, you get price moves like that which occurred here in CET.

Historically, this happens in stocks like this where you have a "fat tail" event in which the volume has a 20x spike taking share price with it. Time will tell if this was short covering, new buying or a simple spike in prices. I don't think the momentum (algo) traders really care, I think they move from symbol to symbol and have an on-to-the-next-trade mentality which is more about AI than it is about intuitive investing in undervalued shares with a strong fundamental story. So, it's hard to block out the noise when investing in Q1 2019.

I like the fact that I can scroll quickly and get some metrics and connect the dots between fundamental fence posts and blocks of stocks changing hands. I think this happens when you have a CEO who cares about communicating with shareholders. Some of the best C-level executives don't look at stock price intraday or even interday, and rather focus on running the company for the long haul. They recognize that their job is to manage the company, and that trying to manage the stock price is a fool's errand - what a refreshing approach to investing.

[Learn more about the company here.](#)

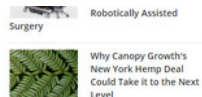
Steve Kanaval



Portfolio Manager/Writer/ Market Analyst

Can be reached at [stevek@equities.com](mailto:stevek@equities.com)

Steve began his career in the Trading Pits in Chicago making markets at the Chicago Mercantile Exchange (NYSE:CME) the Chicago Board of Trade and the CBOE in the early 80's. He ran the Morgan Stanley Derivative Prop Trading for the firm specializing in Index Arbitrage. He continued his career as a Trader/Portfolio Manager for multiple Hedge Funds during the Internet Boom of the 90's managing large portfolios. Steve is known as an expert in MicroCap Technology Stocks and the emerging Digital Currency markets as a Portfolio Manager for his Family Office. Steve has managed portfolio's in volatile asset classes for 2 decades as a commodities trader, hedge fund manager and digital currency trader and miner. Steve



300x600

Emerging Growth



## AVAILABLE UNITS:


- Square (custom size) – 300px X 250px
- Vertical Rectangle (custom size) – 300px X 600px
- Article Inline Rectangle (custom size) – 728px X 90px



Square (custom size) – 300px X 250px



Vertical Rectangle (custom size) – 300px X 600px



Article Inline Rectangle (custom size) – 728px X 90px

## AD DETAILS:

**Supported File Types:** jpg, png, gif, swf, HTML5

**Initial Load Size:** 150kb

**File Maximum:** 1mb

**Submission Lead Time:** Minimum 3 business days before campaign start.

**Run Time:** 1 month or until impression count runs out

**Cost:** \$10 starting CPM

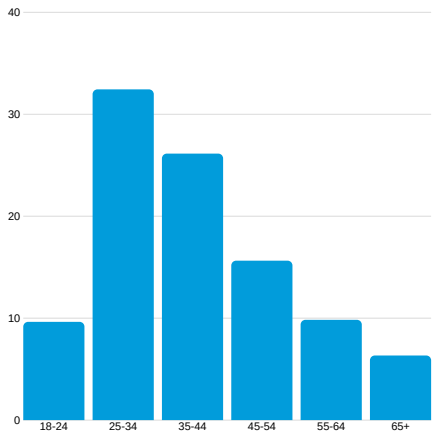
**Minimum Buy:** 50,000 Impressions

# DEMOGRAPHICS

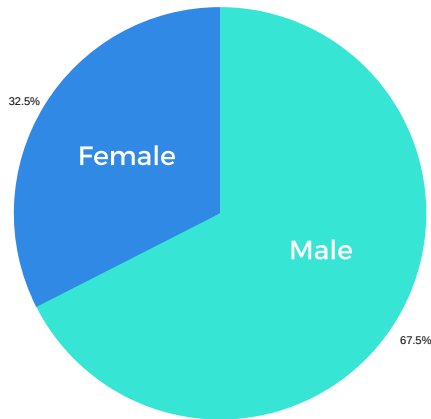
SOURCE: Google Analytics 2019



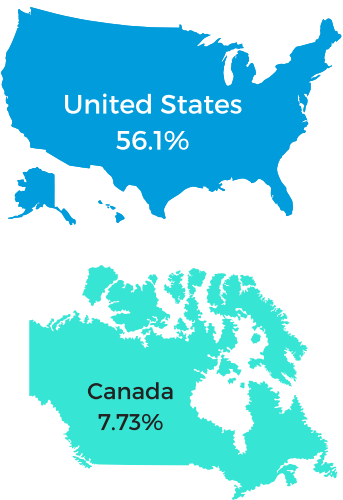
## AGE



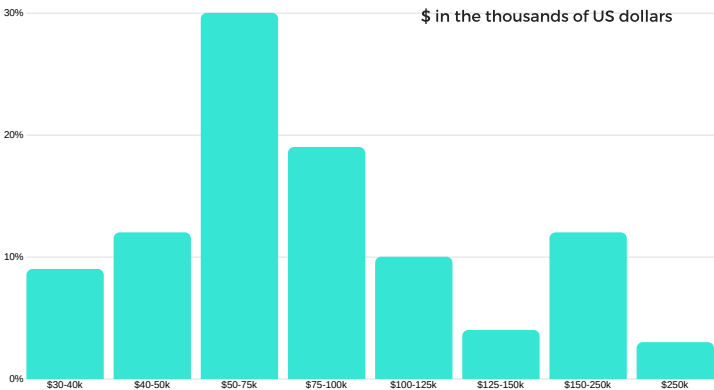
## GENDER



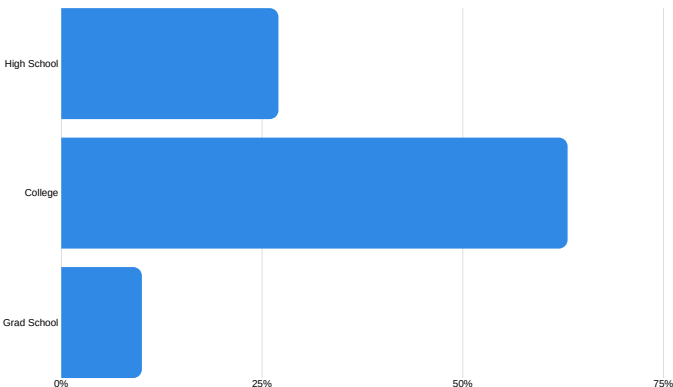
## GEOGRAPHY



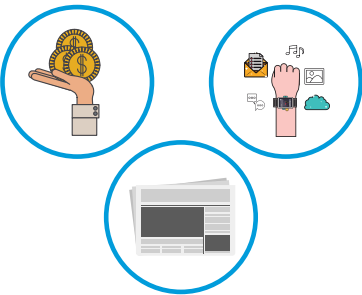
## HOUSEHOLD INCOME



## EDUCATION



## INTERESTS



- Avid Investors
- Technophiles
- Business & Economic News Junkies

## IN MARKET SEGMENTS (PRODUCT PURCHASE INTEREST)



- Financial Services
- Investment Services
- Consumer Electronics

## OTHER INTEREST



- Stocks & Bonds
- Financial Market News
- Travel/Air Travel



57.14%



35.07%



7.79%