

# WHAT CAN I DO IF I'M STUCK ON A WORD?

## LOOK AT THE LETTERS

Look through the whole word from left to right.



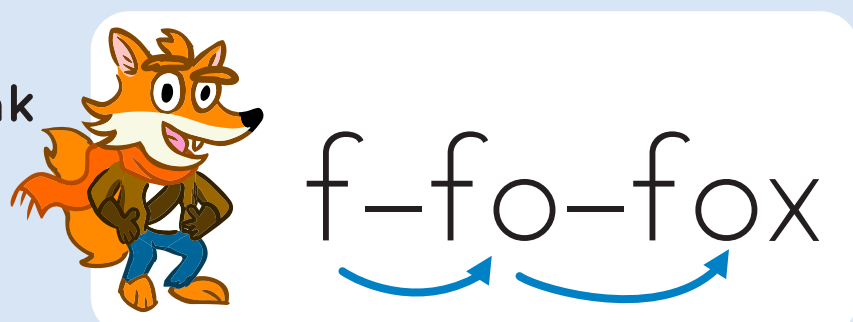
## SAY THE FIRST SOUND

Get my mouth ready to say the first sound.




## SAY THE SOUNDS & BLENDS

Blend the sounds and link to the letter strings I see.



## LOOK FOR THE VOWEL SOUNDS

Every syllable must have a vowel sound, so look for the vowel sounds to help identify the syllables.



## LISTEN TO MY VOICE


Slow my thoughts, and think does this word make sense?



“The boy ate the apple.”

## TAP IT OUT

Use my finger to point to each letter to segment the words into sounds, syllables, or chunks.



## FIND THE PREFIX OR SUFFIX

unkind  
prefix

walking  
suffix



For free access to engaging digital literacy games for your K-2 students, check out WORD Force, a literacy adventure:

[everfi.com/courses/k-12/wordforce](https://everfi.com/courses/k-12/wordforce)