



Pear Deck 101

Follow us on Twitter :

[@AmberPearDeck](https://twitter.com/AmberPearDeck)

[@PearDeck](https://twitter.com/PearDeck)



Amber Trout

@AmberPearDeck

help@peardeck.com

Welcome! Today we'll:

1

Learn how to
use Pear Deck
in Google
Slides
(in less than 5 mins!)

2


Discuss ways to
use it
asynchronously
and
synchronously

3

Explore the
Student &
Teacher Views

4

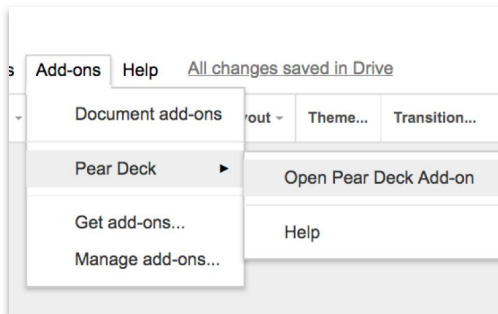
Build your
first lesson &
Q&A!



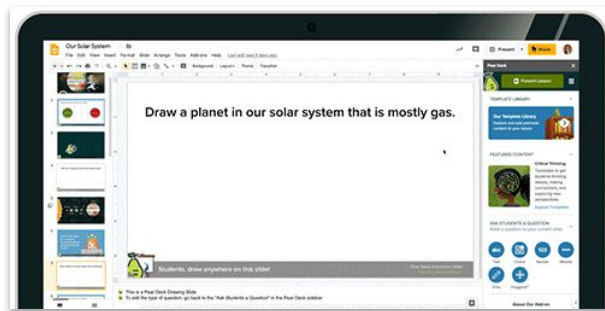
USING THE PEAR DECK FOR GOOGLE SLIDES ADD-ON

Make your lesson interactive with the power of Pear Deck!

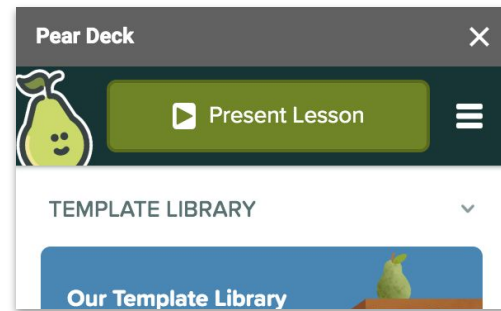
1 Open the Pear Deck Add-on through the Add-ons menu.



2 Add interactive slides from our library or create your own custom questions.

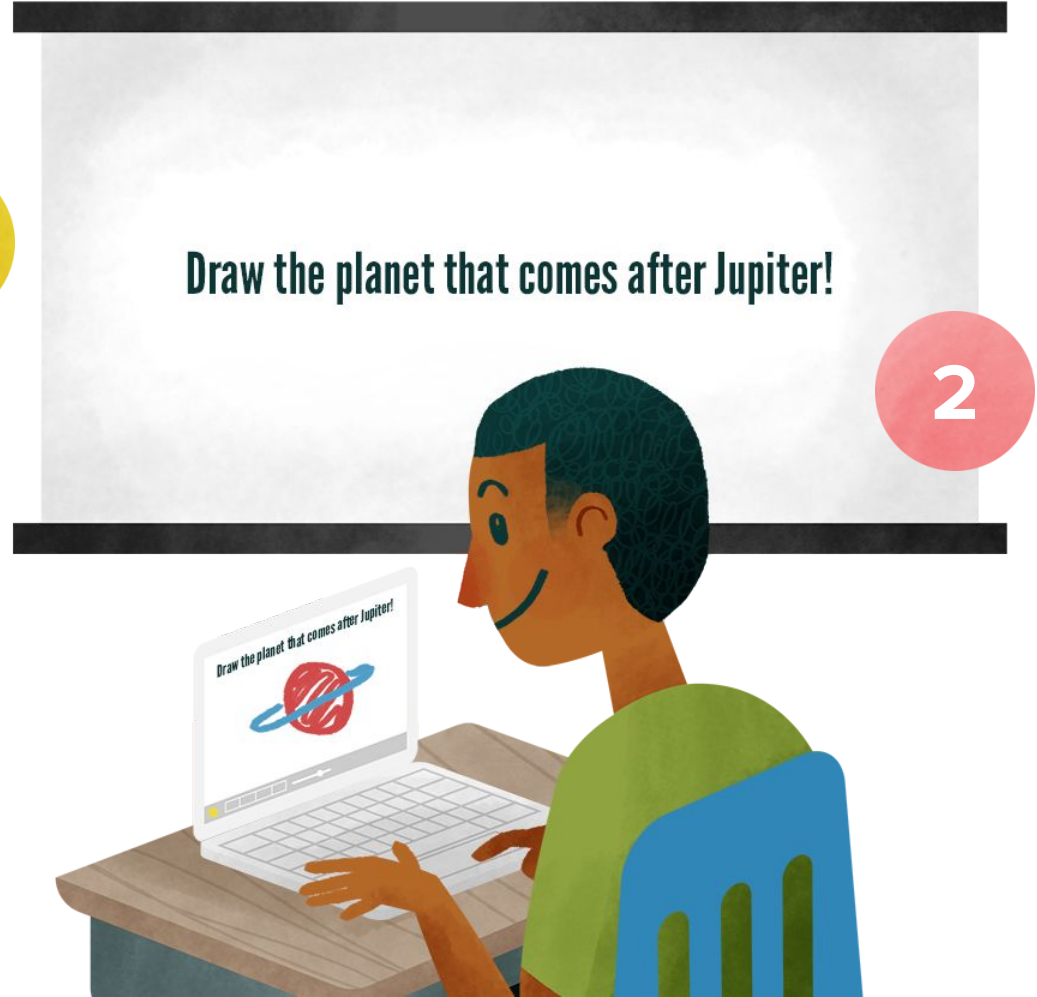


3 Click the 'Present Lesson' button to start your interactive lesson.

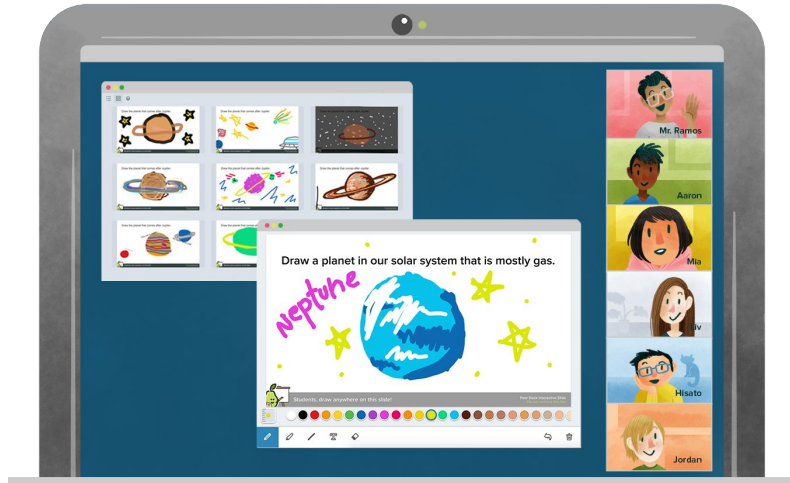


(Psst! If you don't know what Pear Deck for Google Slides is, [click here!](#))

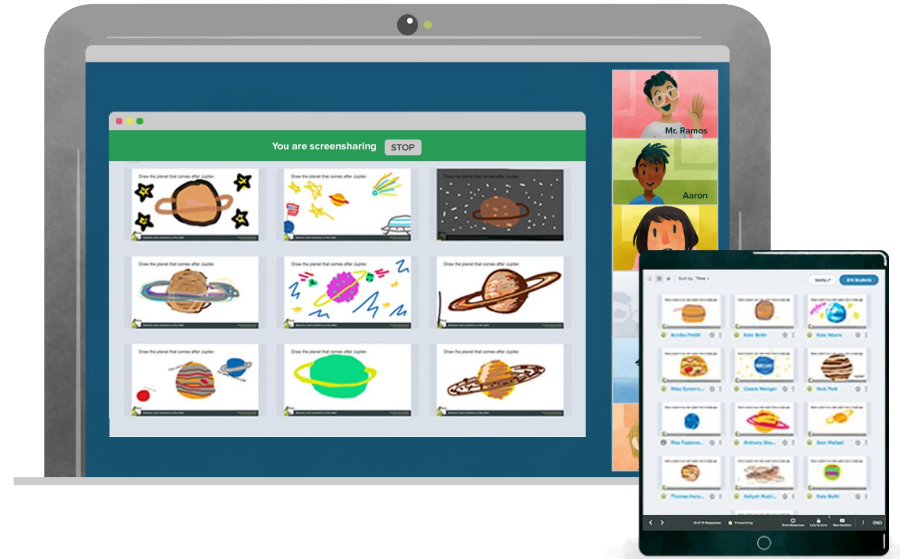
The 3 Views of Pear Deck



Student View



Teacher View



How much do you know about Pear Deck?




Students choose an option

Pear Deck Interactive Slide
Do not remove this bar

**What do you
wonder about
Pear Deck?**



What is filling your bucket today and what's draining it?



Students, draw anywhere on this slide!


Every student deserves a voice.



Agree



Disagree



Students, drag the icon!



Pear Deck Interactive Slide
Do not remove this bar






Audio Included

Click  to listen.

Explore Pear Deck Resources

Example Templates for all subject areas
(Explore in Student-Paced Mode!)

Circle the correct choice: “La camisa del chico es roja.”



Students, draw anywhere on this slide!



Estimate: How many
jellybeans can fit in
a Mason jar?



Students, enter a number!

Bar Lines

Draw a bar line every 4 beats.



Students, draw anywhere on this slide!

Pear Deck Interactive Slide
Do not remove this bar



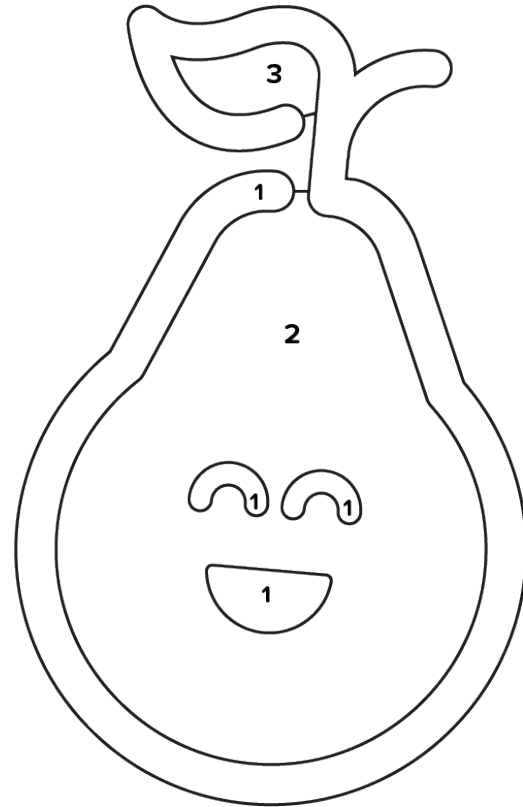

While exploring the Statue of Liberty, think about:

- What do you see?
- What do you think?
- What do you wonder?



Color by Number

Color Peary using the key below, then use other colors to draw a scene around them!



Students, draw anywhere on this slide!

Locate

Legend

 [Australia]

 [Africa]

 [Asia]

 [Europe]



Students, drag the icons!




Pear Deck Interactive Slide
Do not remove this bar



Explore Pear Deck Resources

Content



Weekly Wonders

A weekly release of three sets of templates (one geared towards elementary, one for middle school, and one for high school learners) built around three pieces of awe-inspiring content.







Newsela Daily Decks

A combination of Newsela's curated news articles and Pear Deck's unique student engagement platform. Each Deck is organized into a simple sequence of activities that make it easy to practice literacy while building critical thinking skills and global awareness.



Browse the Pear Deck website for
examples, resources and more!

www.peardeck.com/studentpaced-demo-resources



Students browse: www.peardeck.com/studentpaced-demo-resources

Pear Deck Interactive Slide
Do not remove this bar



**Have additional
questions?**

**Pear Deck Support -
help@peardeck.com**



**Help
Videos**



Students browse: app.peardeck.com/home/help

Pear Deck Interactive Slide
Do not remove this bar

Stay connected with Pear Deck!



twitter.com/peardeck



facebook.com/peardeck



instagram.com/pear_deck



youtube.com/peardeck



linkedin.com/company/peardeck



Thank You, Teachers!