

NEW FEATURE

Financial Literacy for High School Collection

During school year 2023–24, EVERFI® from Blackbaud® launched a beta program where a group of educators tested new financial education content and platform functionality with their students. Data and insights from this initiative informed the development of the Collection feature.

The **Financial Literacy for High School Collection** is a series of courses from EVERFI that pair well together to more comprehensively address financial education standards and provide an enhanced, cohesive learning experience for students. Educators can easily assign these complementary courses through the + Add All to Class button. Additionally, the new lock/unlock course feature gives educators greater flexibility by allowing them to control what assigned courses are visible to their students. Educators can simply shift a course to locked to hide it from students. When they are ready to unlock the course and use it with their class, they can easily do so from the Teacher Dashboard.



View a series of high school financial education courses that pair well together



Review how these courses more comprehensively address relevant standards with a downloadable guide



Assign multiple courses with ease through a new + Add All to Class button



Use the lock/unlock feature to control what courses are visible to students on their Dashboard

COURSES IN THE COLLECTION



Digital learning only
seat time: 12.5 hours

Digital + in-person learning
seat time: 47.5 hours

Foundational

EVERFI: Financial Literacy®



Diving Deeper

Tax Simulation: Understanding Taxes™

Build: Credit Fundamentals™

Grow: Financial Planning for Life™

Pathways: Financing Higher Education™

Healthcare Literacy: Navigating Medical Care™

Marketplaces: Investing Basics™

Minding Your Money: Skills for Life™

Modern Money: Safe Digital Banking™

Economics Course (Coming Soon)

Crypto Foundations™

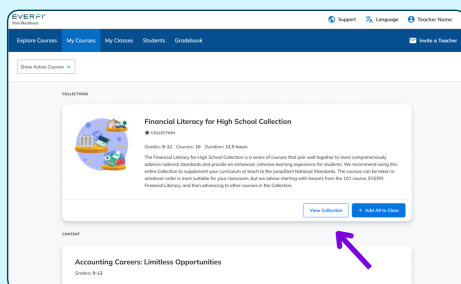
The courses in the Financial Literacy for High School Collection can be taken in whatever order is most suitable for an educator's classroom, but we advise starting with lessons from the foundational course, *EVERFI: Financial Literacy*, and then advancing to other courses. These courses include both digital lessons as well as companion in-person lessons to bring the learning to life.



Quick Start Guide to use the Collection feature



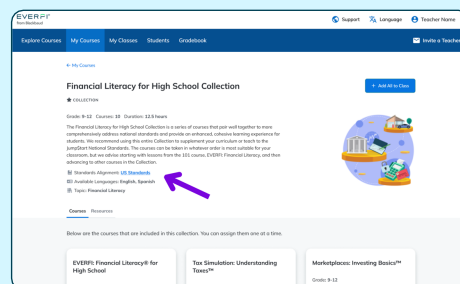
1



VIEW COLLECTION

Log into your account at everfi.com/login or select the EVERFI app on your single sign-on (SSO) homepage or district portal. Click View Collection on the Financial Literacy for High School Collection to learn more. The Collection is also available on the Explore Courses page.

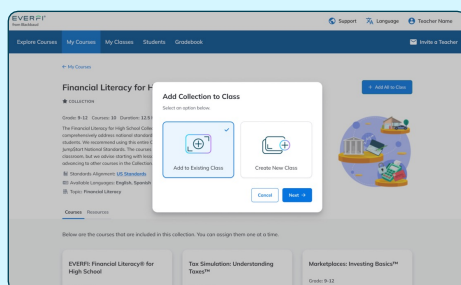
2



STANDARDS ALIGNMENT

On the View Collection page, select the standards alignment link to see how the courses included in the Collection address national or state financial education standards. In the alignment guide, you'll also find a breakdown of the digital lessons included in each course.

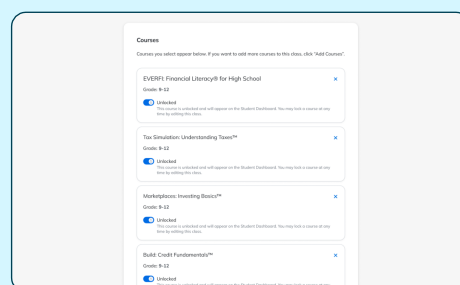
3



ASSIGN COURSES

Click the blue + Add All to Class button on the top right corner to easily assign the courses included in the Collection to your students. You will then have the option to either add the courses to an existing class or create a new class. If this is a new class, begin filling out your class profile on the Create Class page.

4



CREATE CLASS

You can lock any course for the time being on this page. Locked courses do not appear for students, and they can be unlocked at any time by going back and editing your class. Next, add any additional courses; then, click Create Class. Students can enter their unique registration code at everfi.com/student to get started or by selecting EVERFI's app on the district SSO portal.

