




**ENERG**  
енергия · ενεργεια

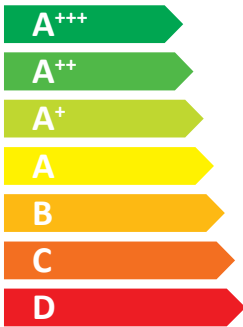


METROAIR F6



55 °C

35 °C



**A++**

**A+++**



dB



**50** dB



2019

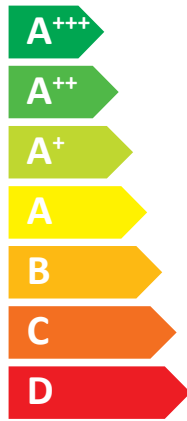

811/2013




**ENERG**  
енергия · ενέργεια



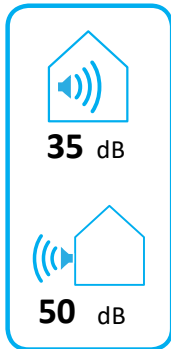
METROAIR F6 + METROAIR 330



A++



A



2019

811/2013



# ENERG

енергия · ενέργεια

Y






IJA


IE


IA





## METROAIR F6 + METROAIR 330













+ 

+ 

+ 


+ 

Supplier's name:	<b>METRO THERM A/S</b>		
Model:	<b>METROAIR F6 + METROAIR 330</b>		
Temperature application	<b>35</b>	<b>55</b>	°C
Declared load profile for water heating	<b>XL</b>		
Seasonal space heating energy efficiency class, average climate:	<b>A+++</b>	<b>A++</b>	
Water heating energy efficiency class, average climate:	<b>A</b>		
Rated heat output, average climate:	5,0	5,0	kW
Annual energy consumption for space heating, average climate	2089	3248	kWh
Annual electricity consumption for water heating, average climate	1833		kWh
Seasonal space heating energy efficiency, average climate:	188	131	%
Water heating energy efficiency, average climate:	91		%
Sound power level LWA indoors	35		dB
Rated heat output, cold climate:	4,0	6,0	kW
Rated heat output, warm climate:	4,0	5,0	kW
Annual energy consumption for space heating, cold climate	2694	4610	kWh
Annual electricity consumption for water heating, cold climate	2332		kWh
Annual energy consumption for space heating, warm climate	872	1398	kWh
Annual electricity consumption for water heating, warm climate	1485		kWh
Seasonal space heating energy efficiency, cold climate:	143	116	%
Water heating energy efficiency, cold climate:	72		%
Seasonal space heating energy efficiency, warm climate:	252	179	%
Water heating energy efficiency, warm climate:	113		%
Sound power level LWA outdoors	50		dB

### Data for package fiche

Controller class	VI		
Controller contribution to efficiency	4,0		%
Seasonal space heating energy efficiency of package, average climate:	192	135	%
Seasonal space heating energy efficiency class for package, average climate:	<b>A+++</b>	<b>A++</b>	%
Seasonal space heating energy efficiency of package, cold climate:	147	120	%
Seasonal space heating energy efficiency of package, warm climate:	256	183	%

<b>Model(s):</b>		<b>METROAIR F6 + METROAIR 330</b>									
Type of heat source/sink:		Air-to-water									
Low-temperature heat pump:		No									
Equipped with supplementary heater:		Yes									
Heat pump combination heater:		Yes									
Climate condition:		Average									
Temperature application:		Medium temperature (55 °C)									
Applied standards: EN14825 and EN16147											
<b>Rated heat output</b>		Prated	5,3	kW	<b>Seasonal space heating energy efficiency</b>		$\eta_s$	131	%		
<i>Declared capacity for part load at outdoor temperature Tj</i>				<i>Declared coefficient of performance for part load at outdoor temperature Tj</i>							
Tj = -7 °C	Pdh	4,7	kW	Tj = -7 °C	COPd	1,88	-				
Tj = +2 °C	Pdh	2,8	kW	Tj = +2 °C	COPd	3,26	-				
Tj = +7 °C	Pdh	1,8	kW	Tj = +7 °C	COPd	4,72	-				
Tj = +12 °C	Pdh	2,7	kW	Tj = +12 °C	COPd	6,47	-				
Tj = biv	Pdh	4,7	kW	Tj = biv	COPd	1,88	-				
Tj = TOL	Pdh	4,1	kW	Tj = TOL	COPd	1,77	-				
Tj = -15 °C (if TOL < -20 °C)	Pdh	-	kW	Tj = -15 °C (if TOL < -20 °C)	COPd		-				
Bivalent temperature				T <sub>biv</sub>	-7	°C	Operation limit temperature		TOL	-10	°C
Cycling interval capacity for heating				P <sub>cyc</sub>		kW	Cycling interval efficiency		COP <sub>cyc</sub>		-
Degradation co-efficient				C <sub>dh</sub>	0,99	-	Heating water operating limit		WTOL	58	°C
<i>Power consumption in modes other than active mode</i>				<i>Supplementary heater</i>							
Off mode	P <sub>OFF</sub>	0,007	kW	Rated heat output		P <sub>sup</sub>	1,2	kW			
Thermostat-off mode	P <sub>TO</sub>	0,012	kW	Type of energy input		Electric					
Standby mode	P <sub>SB</sub>	0,012	kW								
Crankcase heater mode	P <sub>CK</sub>	0	kW								
<i>Other items</i>											
Capacity control	variable			Rated air flow rate, outdoors			2526	m <sup>3</sup> /h			
Sound power level, indoors/outdoors	L <sub>WA</sub>	35/50	dB	Rated water flow rate, indoor heat exchanger				m <sup>3</sup> /h			
Annual energy consumption	Q <sub>HE</sub>	3248	kWh	Rated brine or water flow rate, outdoor heat exchanger				m <sup>3</sup> /h			
<i>For heat pump combination heater:</i>											
<b>Declared load profile</b>		<b>XL</b>		<b>Water heating energy efficiency</b>		$\eta_{wh}$	91	%			
Daily electricity consumption	Q <sub>elec</sub>	8,59	kWh	Daily fuel consumption		Q <sub>fuel</sub>		kWh			
Annual electricity consumption	AEC	1833	kWh	Annual fuel consumption		AFC		GJ			
<b>Approved by:</b>											
<b>Contact details</b>		<b>METRO THERM A/S Rundinsvej 55 DK-3220 Helsingør www.metrotherm.dk</b>									