

Universal dimmer switch

EUD61NPN-UC

Power MOSFET up to 400W. Energy saving lamps ESL up to 100W and LED up to 100W. Standby loss 0.1 watt only. With adjustable minimum brightness or dimming speed. With switching operation for children's rooms and snooze function.

For installation. 45mm long, 55mm wide, 18mm deep.

Universal dimmer switch for R, L and C loads up to 400 watts, depending on ventilation conditions. Dimmable energy saving lamps ESL up to 100 watts and dimmable 230V LED lamps up to 100 watts. Automatic detection of load R+L or R+C. ESL and LED is manually settable. No minimum load required.

Zero passage switching with soft start and soft OFF to protect lamps.

Universal control voltage input 8 to 230V UC, electrically isolated from the 230V supply voltage and switching voltage.

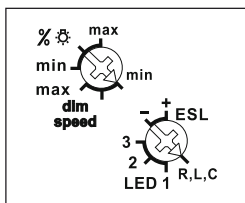
Short-time control commands switch on/off, permanent control varies the brightness to the maximum level.

An interruption of control changes the direction of dimming. The setting of the brightness level is stored after switching off.

In case of a power failure the switching position and the brightness level are stored. If applicable the dimmer will be switched on at the stored brightness level after the supply voltage is recovered.

Automatic electronic overload protection and over-temperature switch-off.

Function rotary switch



With the **top rotary switch** % dim speed can be adjusted either the minimum brightness level (completely dimmed down) or the dim speed.

In operation, **the lower rotary switch** determines the load type to which the dimming curve is set:

Position R,L,C is the setting for all load types except for ESL and LED. In particular for 230V glow and halogen lamps. Automatic detection of load type inductive or capacitive.

The settings +ESL and -ESL consider the special conditions regarding dimmable energy saving lamps: The starting operation is optimized and adapted to the dimming curve. In these settings the special switching operation for children's rooms is not possible and no wound (inductive) transformer must be dimmed. In position -ESL Memory is switched off. This can be of advantage for energy saving lamps because cold energy saving lamps require a higher minimum brightness as it will possibly be stored in Memory for warmer energy saving lamps.

The position LEDs take account of special conditions with dimmable 230V LED lamps: A number of different dimming curves are available. An updated list with dimming curve assignment for commercially available dimmable 230V LED lamps is ready for downloading at www.eltako.com/dimming_curve/LED_gb.pdf In these settings no wound (inductive) transformer must be dimmed.

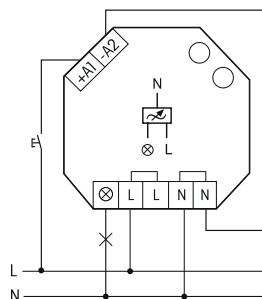
With special switching operation for children's rooms: If the light is switched on by holding down the pushbutton, it starts at the lowest brightness level after approx. 1 second and dims up slowly as long as the pushbutton is held down without modifying the last stored brightness level.

Snooze function: With a double impulse the lighting is dimmed down from the current dimming position to the minimum brightness level and switched off. The current dimming position as well as the adjustable minimum brightness level determine the dimming time (max. = 60 minutes) which can be reduced as required. It can be switched off at any time by short-time control commands during the lighting is dimmed down. Holding down the pushbutton during the dimming down process dims up and stops the snooze function.

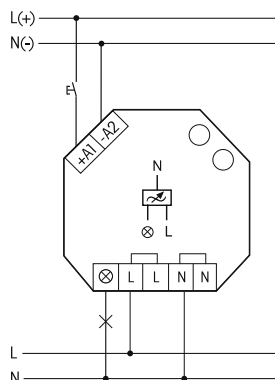
Mixing of L loads (inductive loads, e.g. wound transformers) and C loads (capacitive loads, e.g. electronic transformers) is not permitted. R loads (ohmic loads, e.g. 230V incandescent-lamps and halogen lamps) may be added anytime.

Mixing of L loads and C loads is possible with dimmer switches **EUD12Z** and **EUD12D** in connection with capacity enhancer **LUD12**.

Typical connections



Control voltage, supply voltage and switching voltage 230V



Universal control voltage 8..230V UC, supply voltage and switching voltage 230V

Technical data

Incandescent and halogen lamps 230V (R)	up to 400W ¹⁾
Inductive transformers (L)	up to 400W ¹⁾²⁾³⁾
Electronic transformers (C)	up to 400W ¹⁾³⁾
Dimmable energy saving lamps ESL ⁵⁾	up to 100W
Dimmable LEDs ⁵⁾	up to 100W
Max./min. temperature at mounting location	+50°C/-20°C ⁴⁾
Standby loss (activ power)	0.1W


¹⁾ The switching capacity depends on the ventilation conditions.

²⁾ Per dimmer it is only allowed to use max. 2 inductive (wound) transformers of the same type, furthermore no-load operation on the secondary part is not permitted. The dimmer might be destroyed. Therefore do not permit load breaking on the secondary part. Operation in parallel of inductive (wound) and capacitive (electronic) transformers is not permitted!

³⁾ **When calculating the load a loss of 20% for inductive (wound) transformers and a loss of 5% for capacitive (electronic) transformers must be considered in addition to the lamp load.**

⁴⁾ Affects the max. switching capacity.

⁵⁾ In the settings ESL and LED no wound (inductive) transformer must be dimmed.

 The strain relief clamps of the terminals must be closed, that means the screws must be tightened for testing the function of the device. The terminals are open ex works.

Important Note!

Only skilled electricians may install this electrical equipment otherwise there is the risk of fire or electric shock.