

DZT

Deutsche Zähler Technik



DZT 6252 - 230/400V 5/80A (4) LCD 6+2

Stromarbeitsbereich	Current range	0,25-5(80)A
Spannungsarbeitsbereich	Voltage range	3x230/400V
Impulse Ausgang	Impulse output	1,000
Genauigkeitsklasse	Accuracy class	B
Frequenz	Frequency	50Hz ±10%
Display	Display	LCD 6+2=999999.99kWh
LCD Gesamt Energie	LCD Total Energy	Bezug - Import (forward only)
Arbeitstemperatur	Temperature range	-25°C to 55°C
Normen	Standards	50470-1/3
Eigenverbrauch	Power of consumption	≤2W and 10VA
Messgröße	Measurement type	Wirkverbrauch/Active Energy
Breite	Width	4+ TE (76mm) - 1 TE =18
Impulsausgang	Pulse output	1,000 Imp/kWh S0-Standard EN62053-31
Impulslänge	Pulse width	90ms
Max. rel. Luftfeuchte	Max. rel. humidity	75% im Mittel/Average, kurzzeitig/Short time value 95%(Non Condensing status)
LED	LED	Impulse rate=Verbrauch/Usage
Registrierte Harmonische Bereich	Registered harmonics range	0.05 - 0.25kHz
Basisstrom (I_b)	Basic current	5A
Grenzstrom (I_{max})	Max. current	80A
Max. Leiterquerschnitt (mm²)	Max. terminal wire (mm²)	22mm ²

Zu Verrechnungszwecken dürfen nur Zähler mit MID- Konformitätserklärung verwendet werden.
Beispiel MID-Kennzeichnung:

CE **M15** 0120

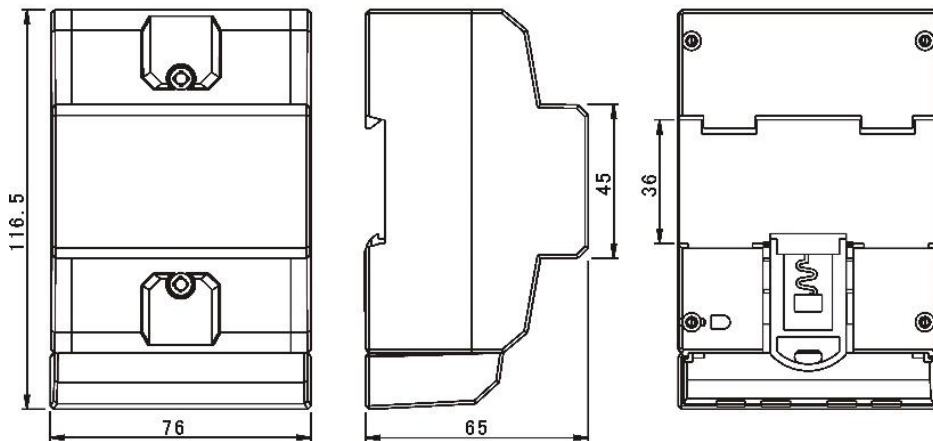
To use a meter for a billing purposes, only meters with MID-conformity declaration may be used.
Please find an example of a MID approval sign below:

CE **M15** 0120

Information zu Ihrer eigenen Sicherheit und den Haftungsbedingungen	Information for your own information and exclusion of liability
<p>Diese Kurzanleitung enthält nicht alle für die Benutzung des Messgeräts anwendbaren Sicherheitsvorschriften. Weiterhin kann es aufgrund von Unternehmensvorschriften, Landes-oder internationalen Gesetzgebungen erforderlich sein, zusätzliche Maßnahmen zu treffen. Wir haben den Inhalt dieser Anleitung überprüft und alle Anstrengungen unternommen, um sicherzustellen, dass diese Beschreibung so genau wie möglich ist. Dennoch können Abweichungen von der Beschreibung nicht ausgeschlossen werden, weshalb eine Haftung jeglicher Art für Fehler oder Unterlassungen in den dargebotenen Informationen ausgeschlossen wird.</p>	<p>This short manual does not contain every applicable safety regulation for using this meter. Also it might be required because of company, local government regulations or (inter)national laws to take additional measures. We have checked the contents of this manual and every effort has been made to ensure that the descriptions are as accurate as possible. However, deviations from the description cannot be completely ruled out, so that no liability can be accepted for any errors or omissions in the information given.</p>
Qualifiziertes Personal	Qualified personnel
<p>Die Installation und der Betrieb des in diesem Handbuch beschriebenen Gerätes darf nur durch qualifiziertes Personal erfolgen. Nur Personen, die für die Installation, den Anschluss und die Benutzung des Gerätes autorisiert wurden, sowie über entsprechenden Kenntnisse über Kennzeichnung und Erdung von Elektroinstallationen verfügen, sind hierzu gemäß den örtlichen (Sicherheits-) Vorschriften berechtigt und werden als qualifiziertes Personal im Sinne dieser Anleitung erachtet.</p>	<p>Installation and operation of the device described in this manual may only be performed by qualified personnel. Only people that are authorized to install, connect and use this device, who have the proper knowledge about labeling and grounding electrical equipment and circuits and can do so in accordance with local (safety) regulations, are considered qualified personnel in this manual.</p>
Technische Unterstützung	Technical support
<p>Falls Sie Fragen zu einem unserer Produkte haben, wenden Sie sich bitte an Ihren lokalen Anbieter</p>	<p>In case you have any questions about our product, please contact your local supplier.</p>
Achtung: Gehäuse ist versiegelt, nicht öffnen! Keine Garantieansprüche bei beschädigtem Siegel oder geöffnetem Gehäuse	Attention: Case is sealed, do not open the meter! No warranty if case is opened or warranty seal is removed.

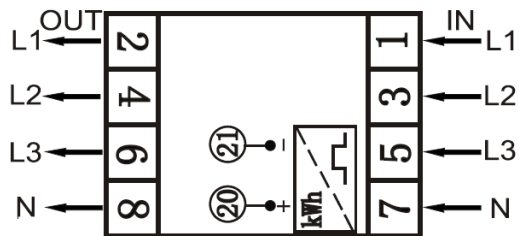
The meter is intended to be installed in a Mechanical Environment 'M1', with Shock and Vibrations of low significance, as per 2004/22/EC Directive. The meter is intended to be installed in Electromagnetic Environment 'E2', as per 2004/22/EC Directive. The meter is intended for indoor and it has the metering function without any other communications.

Dimensions



116,5mm x 76 mm x 65 mm

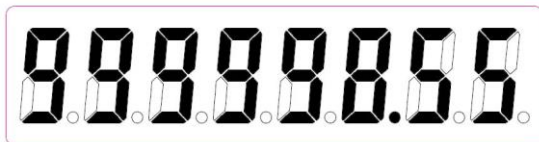
Wiring diagram



1/2 Phase line in/out „L1“
 3/4 Phase line in/out „L2“
 5/6 Phase line in/out „L3“
 7/8 Neutral line in/out „N“
 20/21 Pulse output contacts (S0)

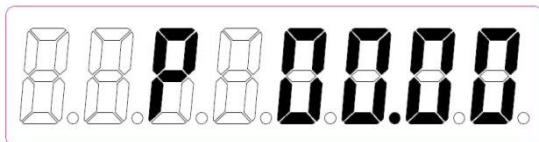
Display Sequence

Display 1



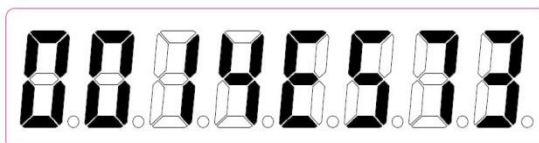
kWh (6+2)

Display 2



kW (2+2)

Display 3



software code check sum



We,
Inepro Metering BV

(supplier's name)



Pondweg 7
2153 PK Nieuw-Venep
The Netherlands

(supplier's address)

declare under our sole responsibility that the products:

DZT 6252

Four module DIN rail Watt Hour Meter

(Name, type or model, batch or serial number, possibly source and number of items)

to which this declaration relates in conformity with the following European harmonized and published standards at date of this declaration:

IEC EN 50470

(Title and/or number and date of issue of the applied standard(s))

Following the provisions of the Directives (if applicable):

MID directive : 2004/22/EC

These conclusions are based on the test reports done by SGS with report numbers : 0120/SGS 0188

Nieuw-Venep, 2015, June 1

Place and date of issue

D. van der Vaart

Name of responsible for CE-marking

This declaration of Conformity is suitable to the European Standard EN 45014 General Criteria for Supplier's Declaration of Conformity. The basis for the criteria has been found in international documentation, particularly in ISO / IEC, Guide 22, 1982, Information on manufacturer's Declaration of Conformity with standards or other technical specifications

Declaration of Conformity

We

Inepro Metering BV

Of

**Inepro Metering BV
Pondweg 7
2153 PK Nieuw Venep
The Netherlands**

Ensure and declare that the apparatus:

6252

With the measurement range

230/400V, 5(80)A, 50Hz, 1.000 imp/kWh

are in conformity with the type as described in the

EC-type examination certificate 0120/SGS 0188

and satisfy the appropriate requirements of the Directive 2004/22/EC with the following standards:

EN 50470-1: 2006, Electricity metering equipment (AC) Part 1: General requirements, tests and test conditions. Metering equipment (class indexes A, B and C)

EN 50470-3: 2006, Electricity metering equipment (AC) Part 3: Particular requirements - Static meters for active energy (class indexes A, B and C)

June 1, 2015

Daan van der Vaart