



LED PANEL ESSENCE G2 UGR<19

KEY FEATURES

- Pragmalux Driver, Philips Xitanium Driver & DALI Driver Optional
- Available version : 60x60cm and 30x120cm
- Flicker-free
- Efficiency up to 125 lm/W
- Long lifetime 76,000 hours
- Included driver with fast-connector (except for DALI version)
- Complete range of accessories
- 5 year Pragmalux Warranty

OPTIONS



APPLICATIONS



SPECIFICATIONS

Item code	Description	W	lm	lm/W	Kelvin	CRI	Input current	Lifetime L80B10	Beam angle
4607870	LED Panel Essence G2 34W 600 3000K UGR<19 Incl. Driver	34	4100	120	3000	≥80	0.17A	76,000	90°
4607887	LED Panel Essence G2 34W 600 4000K UGR<19 Incl. Driver	34	4250	125	4000	≥80	0.17A	76,000	90°
4607894	LED Panel Essence G2 34W 1200 3000K UGR<19 Incl. Driver	34	3900	115	3000	≥80	0.17A	76,000	90°
4607900	LED Panel Essence G2 34W 1200 4000K UGR<19 Incl. Driver	34	4100	120	4000	≥80	0.17A	76,000	90°
4607917	LED Panel Essence G2 32W 600 3000K UGR<19 Incl. Philips Driver	32	3600	113	3000	≥80	0.17A	76,000	90°
4607924	LED Panel Essence G2 32W 600 4000K UGR<19 Incl. Philips Driver	32	3850	120	4000	≥80	0.17A	76,000	90°
4607931	LED Panel Essence G2 32W 1200 3000K UGR<19 Incl. Philips Driver	32	3600	113	3000	≥80	0.17A	76,000	90°
4607948	LED Panel Essence G2 32W 1200 4000K UGR<19 Incl. Philips Driver	32	3850	120	4000	≥80	0.17A	76,000	90°
4607955	LED Panel Essence G2 33W 600 3000K UGR<19 Incl. Philips Dali	33	3950	121	3000	≥80	0.17A	76,000	90°
4607962	LED Panel Essence G2 33W 600 4000K UGR<19 Incl. Philips Dali	33	4125	125	4000	≥80	0.17A	76,000	90°
4607979	LED Panel Essence G2 34W 1200 3000K UGR<19 Incl. Philips Dali	34	3900	115	3000	≥80	0.17A	76,000	90°
4607986	LED Panel Essence G2 34W 1200 4000K UGR<19 Incl. Philips Dali	34	4100	120	4000	≥80	0.17A	76,000	90°

TECHNICAL DATA

Electrical data	
Voltage (V)	220-240
Frequency (Hz)	50/60
Power factor (λ)	≥0.95 (Pragmalux driver) ≥0.9 (Philips driver)
Operating mode	External LED Driver
Electrical connection	Max 2x2.5mm² wire
Total harmonic distortion	≤ 20 %

Certificates & standards	
Driver certificates	CE/ENEC
Fixture certificates	CE
Ingress protection	IP20
Protection class	II
Protection class IK	02
Glow Wire Test (IEC 695-2-1)	650°C
Photobiological safety group EN62778	RG0

Temperatures & operating conditions

Ambient temperature	25°C
Operating temperature	-15 ~ +45°C
Storage temperature	-20 ~ +60°C

Colors & materials

Color (Housing)	White (RAL9003)
Material (Housing)	Steel
Material (Diffuser)	PS

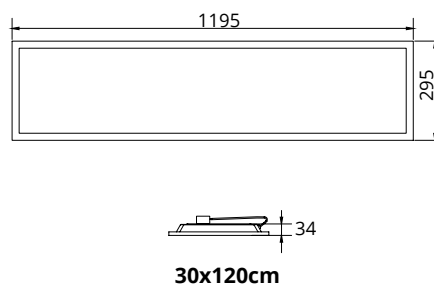
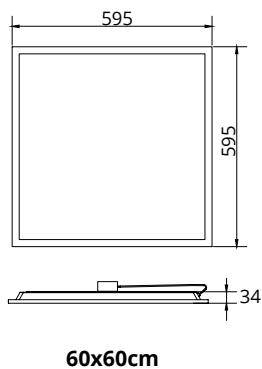
Capabilities

UGR	≤19
Dimmable	No / DALI
Type of connection	Push Terminal, 2-pole
LED Module replacable	No
Installation	Through-wiring Possible / Loop in & Loop out

SPECIFICATIONS DRIVERS

Item code	Description	Driver failure rate at 5,000h	Inrush current Ipeak (A)	Inrush current Twidth (µs)	Max. No. of drivers on MCB Type							
					B 10A	B 13A	B 16A	B 20A	C 10A	C 13A	C 16A	C 20A
4607870	LED Panel Essence G2 34W 600 3000K UGR<19 Incl. Driver	≤1%	13	254	22	29	35	-	36	47	54	-
4607887	LED Panel Essence G2 34W 600 4000K UGR<19 Incl. Driver	≤1%	13	254	22	29	35	-	36	47	54	-
4607894	LED Panel Essence G2 34W 1200 3000K UGR<19 Incl. Driver	≤1%	13	254	22	29	35	-	36	47	54	-
4607900	LED Panel Essence G2 34W 1200 4000K UGR<19 Incl. Driver	≤1%	13	254	22	29	35	-	36	47	54	-
4607917	LED Panel Essence G2 32W 600 3000K UGR<19 Incl. Philips Driver	≤1%	5.27	52	42	55	68	85	70	91	115	141
4607924	LED Panel Essence G2 32W 600 4000K UGR<19 Incl. Philips Driver	≤1%	5.27	52	42	55	68	85	70	91	115	141
4607931	LED Panel Essence G2 32W 1200 3000K UGR<19 Incl. Philips Driver	≤1%	5.27	52	42	55	68	85	70	91	115	141
4607948	LED Panel Essence G2 32W 1200 4000K UGR<19 Incl. Philips Driver	≤1%	5.27	52	42	55	68	85	70	91	115	141
4607955	LED Panel Essence G2 33W 600 3000K UGR<19 Incl. Philips Dali	≤1%	20.4	195	20	25	32	40	33	43	54	66
4607962	LED Panel Essence G2 33W 600 4000K UGR<19 Incl. Philips Dali	≤1%	20.4	195	20	25	32	40	33	43	54	66
4607979	LED Panel Essence G2 34W 1200 3000K UGR<19 Incl. Philips Dali	≤1%	20.4	195	20	25	32	40	33	43	54	66
4607986	LED Panel Essence G2 34W 1200 4000K UGR<19 Incl. Philips Dali	≤1%	20.4	195	20	25	32	40	33	43	54	66

DIMENSIONS




LED PANEL ESSENCE G2 UGR<19

ACCESSORIES

Item code	Description
4607764	LED Panel Surface Mounted Kit G2 600
4607771	LED Panel Surface Mounted Kit G2 1200
4607788	LED Panel Mounting Clips G2 600/620 (4pcs)
4607795	LED Panel Suspension Kit G2
4607801	LED Panel Safety Cable G2 1M



4607764



4607771



4607788




4607795



4607801

PRODUCT DETAILS



Panel with Surface Mounted Kit 1



Panel with Surface Mounted Kit 2




Panel with Suspension Kit 1



Panel with Suspension Kit 2



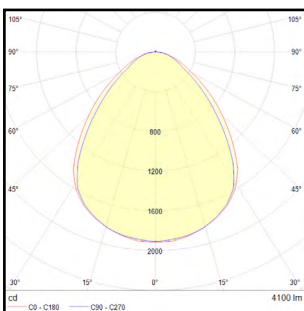
Back side with Non-DALI Driver



Back side with Philips DALI Driver

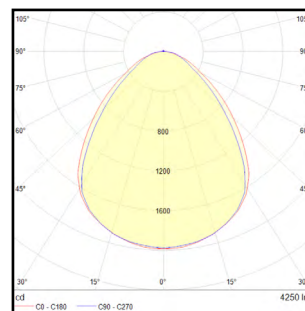
PHOTOMETRIC SPECIFICATIONS

LED Panel Essence G2 34W 600 3000K UGR<19 Incl. Driver



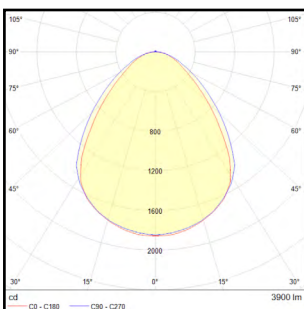
Distance [m]	Cone Diameter [m]	Illuminance [lx]
0.5	0.83 1.03	E1(F) E1(C90) E1(C92)
1.0	1.65 2.06	E1(F) E1(C90) E1(C92)
1.5	2.78 3.08	E1(F) E1(C90) E1(C92)
2.0	3.70 4.11	E1(F) E1(C90) E1(C92)
2.5	4.63 5.14	E1(F) E1(C90) E1(C92)
3.0	5.56 6.17	E1(F) E1(C90) E1(C92)

LED Panel Essence G2 34W 600 4000K UGR<19 Incl. Driver



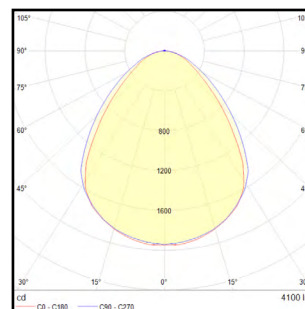
Distance [m]	Cone Diameter [m]	Illuminance [lx]
0.5	0.83 1.03	E1(F) E1(C90) E1(C92)
1.0	1.65 2.06	E1(F) E1(C90) E1(C92)
1.5	2.78 3.08	E1(F) E1(C90) E1(C92)
2.0	3.70 4.11	E1(F) E1(C90) E1(C92)
2.5	4.63 5.14	E1(F) E1(C90) E1(C92)
3.0	5.56 6.17	E1(F) E1(C90) E1(C92)

LED Panel Essence G2 34W 1200 3000K UGR<19 Incl. Driver



Distance [m]	Cone Diameter [m]	Illuminance [lx]
0.5	1.02 1.26	E1(F) E1(C90) E1(C92)
1.0	2.04 2.50	E1(F) E1(C90) E1(C92)
1.5	3.06 3.70	E1(F) E1(C90) E1(C92)
2.0	4.08 5.00	E1(F) E1(C90) E1(C92)
2.5	5.11 6.25	E1(F) E1(C90) E1(C92)
3.0	6.13 7.50	E1(F) E1(C90) E1(C92)

LED Panel Essence G2 34W 1200 4000K UGR<19 Incl. Driver



Distance [m]	Cone Diameter [m]	Illuminance [lx]
0.5	1.02 1.26	E1(F) E1(C90) E1(C92)
1.0	2.04 2.50	E1(F) E1(C90) E1(C92)
1.5	3.06 3.70	E1(F) E1(C90) E1(C92)
2.0	4.08 5.00	E1(F) E1(C90) E1(C92)
2.5	5.11 6.25	E1(F) E1(C90) E1(C92)
3.0	6.13 7.50	E1(F) E1(C90) E1(C92)

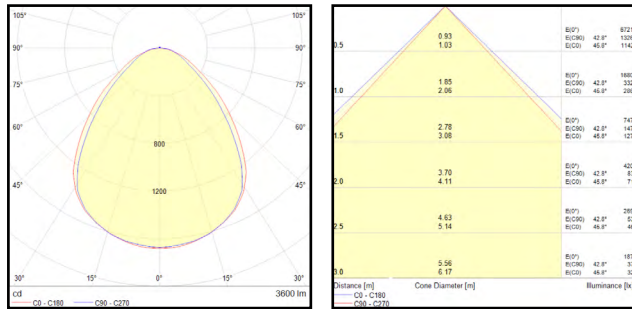
PRAGMALUX

All rights reserved. Pragmalux - PDL Lighting Group B.V. retains the right to modify product specifications without any prior notice or obligation and does not assume any liability for any consequences of using this document. Subject to errors and printing errors. Luminous flux tolerance: +/- 10%. Power consumption tolerance: +/- 10%.

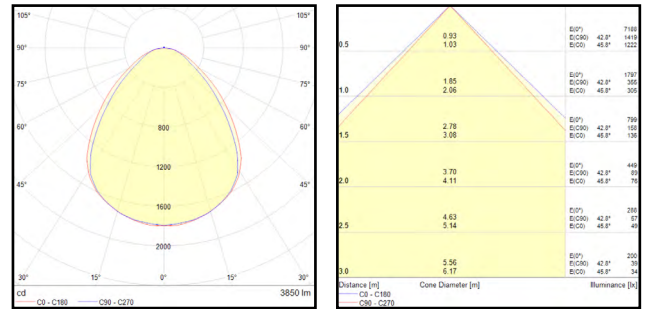
Version: May 2020

PHOTOMETRIC SPECIFICATIONS

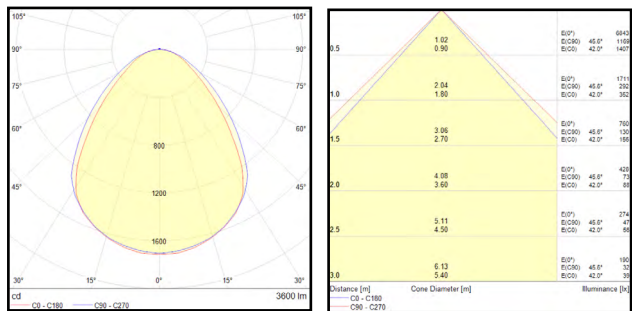
LED Panel Essence G2 32W 600 3000K UGR<19 Incl. Philips Driver



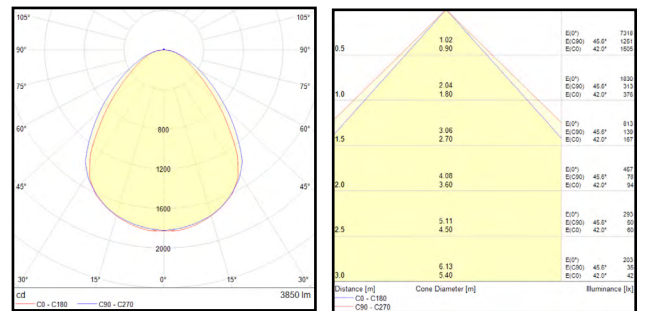
LED Panel Essence G2 32W 600 4000K UGR<19 Incl. Philips Driver



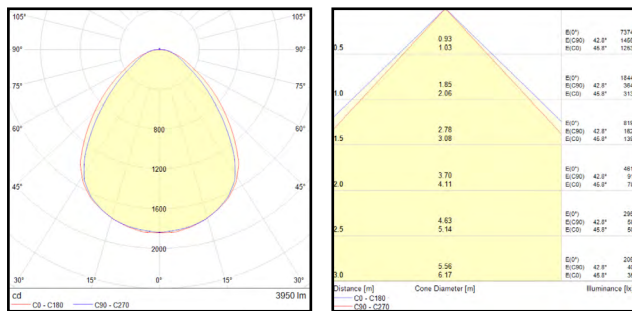
LED Panel Essence G2 32W 1200 3000K UGR<19 Incl. Philips Driver



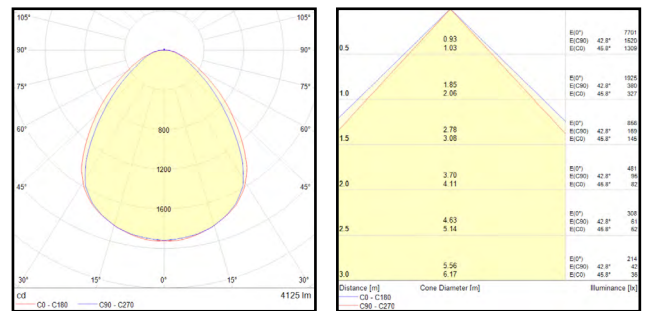
LED Panel Essence G2 32W 1200 4000K UGR<19 Incl. Philips Driver



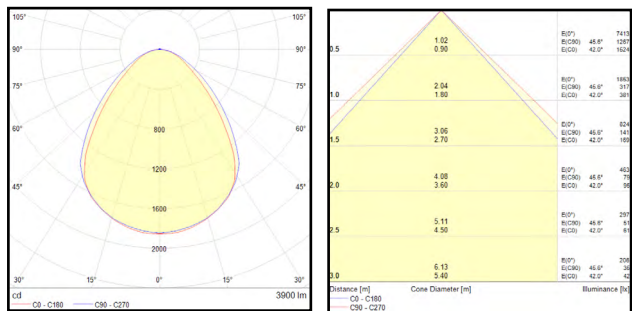
LED Panel Essence G2 33W 600 3000K UGR<19 Incl. Philips Dali



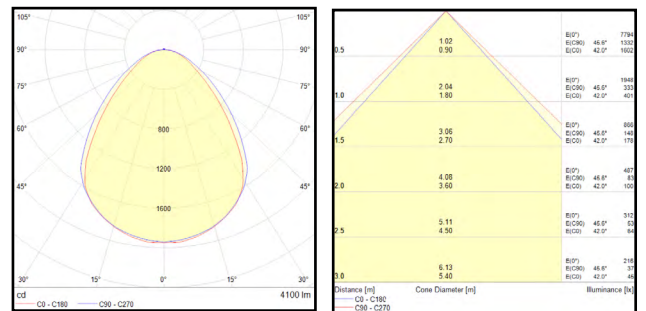
LED Panel Essence G2 33W 600 4000K UGR<19 Incl. Philips Dali



LED Panel Essence G2 34W 1200 3000K UGR<19 Incl. Philips Dali



LED Panel Essence G2 34W 1200 4000K UGR<19 Incl. Philips Dali



PRAGMALUX

All rights reserved. Pragmalux - PDL Lighting Group B.V. retains the right to modify product specifications without any prior notice or obligation and does not assume any liability for any consequences of using this document. Subject to errors and printing errors. Luminous flux tolerance: +/- 10%. Power consumption tolerance: +/- 10%.


Version: May 2020

LED PANEL ESSENCE G2 UGR<19

PACKAGING INFORMATION

Item code	Description	Net weight product (g)	Single box		Master carton		
			Dimensions (LxWxH) (mm)	Weight (g)	Units per master carton	Dimensions (LxWxH) (mm)	Weight (g)
4607870	LED Panel Essence G2 34W 600 3000K UGR<19 Incl. Driver	1800	600x38x605	2100	4	620x170x620	10500
4607887	LED Panel Essence G2 34W 600 4000K UGR<19 Incl. Driver	1800	600x38x605	2100	4	620x170x620	10500
4607894	LED Panel Essence G2 34W 1200 3000K UGR<19 Incl. Driver	1900	1205x38x300	2200	4	1220x170x320	11000
4607900	LED Panel Essence G2 34W 1200 4000K UGR<19 Incl. Driver	1900	1205x38x300	2200	4	1220x170x320	11000
4607917	LED Panel Essence G2 32W 600 3000K UGR<19 Incl. Philips Driver	1800	600x38x605	2100	4	620x170x620	10500
4607924	LED Panel Essence G2 32W 600 4000K UGR<19 Incl. Philips Driver	1800	600x38x605	2100	4	620x170x620	10500
4607931	LED Panel Essence G2 32W 1200 3000K UGR<19 Incl. Philips Driver	1900	1205x38x300	2200	4	1220x170x320	11000
4607948	LED Panel Essence G2 32W 1200 4000K UGR<19 Incl. Philips Driver	1900	1205x38x300	2200	4	1220x170x320	11000
4607955	LED Panel Essence G2 33W 600 3000K UGR<19 Incl. Philips Dali	1800	600x38x605	2100	4	620x170x620	10500
4607962	LED Panel Essence G2 33W 600 4000K UGR<19 Incl. Philips Dali	1800	600x38x605	2100	4	620x170x620	10500
4607979	LED Panel Essence G2 34W 1200 3000K UGR<19 Incl. Philips Dali	1900	1205x38x300	2200	4	1220x170x320	11000
4607986	LED Panel Essence G2 34W 1200 4000K UGR<19 Incl. Philips Dali	1900	1205x38x300	2200	4	1220x170x320	11000
4607764	LED Panel Surface Mounted Kit G2 600	750	630x75x85	1050	10	645x395x195	12000
4607771	LED Panel Surface Mounted Kit G2 1200	1000	1235x65x82	1300	10	1250x345x180	14500
4607788	LED Panel Mounting Clips G2 600/620 (4pcs)	130	120x100x50	130	40	360x280x140	6000
4607795	LED Panel Suspension Kit G2	175	120x100x50	175	50	360x280x140	6500
4607801	LED Panel Safety Cable G2 1M	20	100x70x10	25	100	360x280x140	4750

APPLICATIONS



PRAGMALUX

All rights reserved. Pragmalux - PDL Lighting Group B.V. retains the right to modify product specifications without any prior notice or obligation and does not assume any liability for any consequences of using this document. Subject to errors and printing errors. Luminous flux tolerance: +/- 10%. Power consumption tolerance: +/- 10%.

Version: May 2020

