

PRODUCT DATASHEET

SF CIRC 500 SEN V 42W 830 IP44 PS

SURFACE CIRCULAR 500 SENSOR PS | Wall and ceiling luminaire with IP44, high frequency sensor and power select (PS)



Areas of application

- Corridors
- Stairways
- Bathrooms
- Foyers

Product benefits

- Easy adjustment of sensor range, daylight detection and hold time
- Highly versatile due to selectable power steps (Power Select - PS) on the driver
- Indoor luminaire with high luminous efficacy
- Energy savings of up to 55 % compared to luminaires that use CFL
- Easy and quick installation
- Very homogenous light
- 5 years guarantee

Product features

- High frequency sensor for daylight and motion detection
- Type of protection: IP44 (ceiling mounting), IP20 (wall mounting)
- Extended lifetime (L70/B10): up to 50,000 h (at 25°C)
- Impact resistance: IK03
- Metal housing, PMMA cover



- Ambient temperature in operation: -20...+40 °C
- Indoor use only, not suitable for outdoor use

TECHNICAL DATA

Electrical data

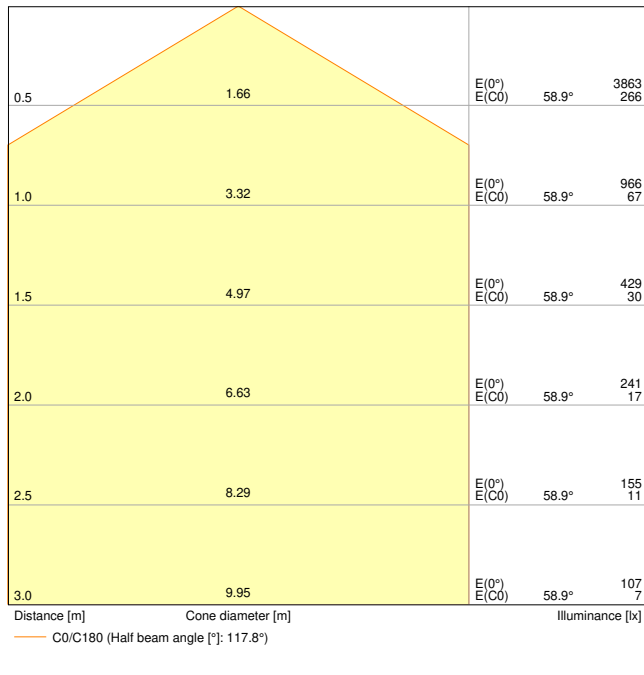
Nominal wattage	42.00 W ¹⁾
Nominal voltage	220...240 V
Mains frequency	50...60 Hz
Nominal current	185.000 mA
Inrush current	23.6 A
Inrush current time T _{h50}	480 µs
Max. no. of lum. on circuit break. B16 A	7
Max. no. of lum. on circuit break. C10 A	7
Max. no. of lum. on circuit break. C16 A	11
Power factor λ	> 0.90
Total harmonic distortion	< 30 %
Protection class	I
Operating mode	Integrated LED driver

¹⁾ For possible options refer to lumen/power table image

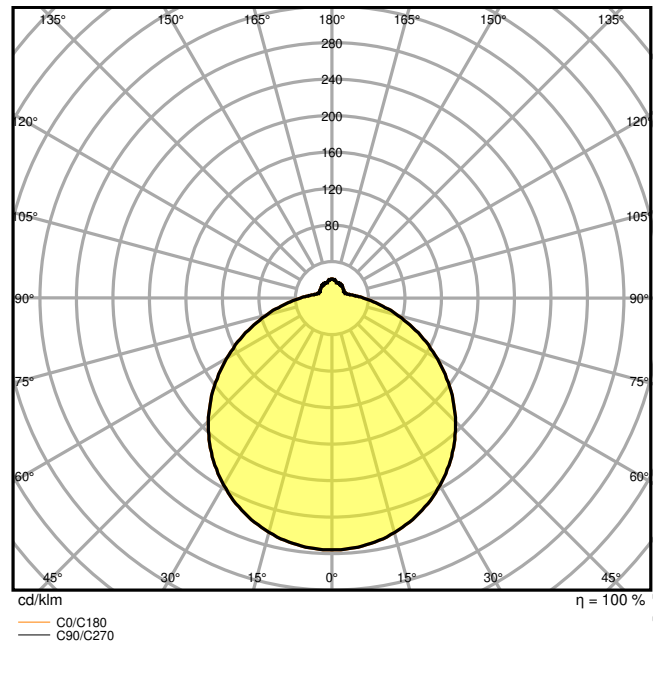
Photometrical data

Luminous flux	3500 lm ¹⁾
Luminous efficacy	83 lm/W ¹⁾
Color temperature	3000 K
Light color (designation)	Warm white
Color rendering index Ra	> 80
Standard deviation of color matching	< 5 sdcM
Low flicker	Yes
Flickering metric (Pst LM)	<1
Stroboscope effect metric (SVM)	<0.4
Photobiological safety group acc. to EN62778	RG0
Beam angle	120 °

¹⁾ For possible options refer to lumen/power table image



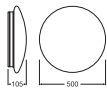
LDC typ cone



LDC typ polar

Dimensions & Weight

Diameter	500.00 mm
Height	105.00 mm
Product weight	1200.00 g



Materials & Colors

Product color	White
Housing color	White
Body material	Steel
Cover material	Polymethylmethacrylate (PMMA)
Light emitting surface material	PMMA

Glow Wire Test according to IEC 60695-2-12	650 °C
Mercury content	0.0 mg

Application & Mounting

Ambient temperature range	-20...+45 °C
Temperature range at storage	-20...+80 °C
Type of connection	Terminal, 3-pin
Type of protection	IP44
Protection class IK (shock resistance)	IK03
Dimmable	No
Mounting type	Surface
Mounting location	Ceiling / Wall
Application environment	Indoor
LED module replaceable	Not replaceable
With light source	Yes

Lifespan

Lifespan L70/B50 at 25 °C	50000 h
Lifespan L80/B10 at 25 °C	45000 h
Lifespan L90/B10 at 25 °C	40000 h
Number of switching cycles	100000

Control gear

Output current	1000 mA
ECG - Output ripple current	< 20 %

Sensor

Type of sensor	Motion / Light
Sensor technology	Microwave
Sensor detection angle	120 °
Sensor controlled switching time	5 s...30 min
Detection range of motion sensor	4...7 m
Detection threshold of daylight sensor	2...50 lx
Sensor IK rating	IK03

Certificates & Standards

Standards	CE / CB / TÜV / UKCA / EAC
-----------	----------------------------

Luminaire with limited surface temperature, "D sign"	No
Ball shot safe	No














Additional product data

Product remark	Available from March 2023
----------------	---------------------------

EQUIPMENT / ACCESSORIES

- Replacement cover optional available

DOWNLOAD DATA

DOWNLOAD DATA	
	User instruction
	Addon Technical Information
	Tender documents
	Declarations Of Conformity CE
	IES file (IES)
	LDT file (Eulumdat)
	R3D file (Relux 3D Model)
	ROLF file (RELUX)
	M3D file (3D Model)
	ULD file (DIALux)
	UGR file (UGR table)
	Packaging insert
	Packaging insert

LOGISTICAL DATA

Product code	Packaging unit (Pieces/Unit)	Dimensions (length x width x height)	Gross weight	Volume
4099854042157	Folding box 1	112 mm x 527 mm x 534 mm	1672.00 g	31.52 dm ³
4099854042164	Shipping box 5	582 mm x 547 mm x 564 mm	10399.00 g	179.55 dm ³

The mentioned product code describes the smallest quantity unit which can be ordered. One shipping unit can contain one or more single products. When placing an order, for the quantity please enter single or multiples of a shipping unit.

ADDITIONAL CATALOG INFORMATION

IP44

IP20

PS-Power Select

W AC	42	30	19
lm	3500	2500	1500

SURFACE CIRCULAR 500 SENSOR

Detection Area			Hold Time			Daylight Sensor		
1	2	3	4	5	6	7	8	9
ON	ON	ON	ON	ON	5s	ON	ON	2 LUX
-	ON	ON	ON	ON	30s	ON	ON	10 LUX
ON	-	ON	ON	-	60s	ON	-	20 LUX
-	-	ON	ON	-	30min	ON	-	50 LUX
-	-	-	ON	ON	20min	ON	-	80 LUX
-	-	-	-	-	30min	-	-	Shade

References / Links

– For Guarantee see www.ledvance.com/guarantee

DISCLAIMER

Subject to change without notice. Errors and omission excepted. Always make sure to use the most recent release.