

QR230E



CENTRALISED ENERGY RECOVERY UNIT WITH ENTHALPIC HEAT EXCHANGER

APPLICATION

Whole-house energy recovery unit, suitable for ceiling or false-ceiling installation, for horizontal mounting.

SPECIFICATION

Outer fan casing manufactured from powder coated galvanised sheet steel providing long lasting and robust construction. The unit is finished in white RAL 9010.

Internal structure manufactured from EPP (expanded polypropylene) providing reduced sound emissions and maximised air tightness and thermal insulation.

EC external rotor motors fitted as standard for energy saving. Provided with integral thermal protection, mounted on sealed for life ball bearings.

Backward curved centrifugal impeller dynamically balanced and directly driven by the motor to provide a smooth airflow through the unit.

Enthalpic heat exchanger with high thermal and latent efficiency. Made of antimicrobial technology, the built-in polymer membrane is mould and bacteria resistant: it also prevents the air flows contamination and block the odours.

The special configuration generates low pressure drop.

Very easy to be cleaned.

Average efficiency:

85% thermal;

65% humidity.

FEATURES & BENEFITS

Easy of installation: 243mm height (259mm max., including fixing brackets) to overcome shallow ceiling voids.

Simplified electric wiring: the unit is supplied pre-cabled.

Enthalpic heat exchanger suitable to transfer thermal energy and humidity from one airflow to the other, keeping the correct indoor humidity level (40-60%). During winter time, for example, it prevents that indoor air becomes too dry: in summer, instead, the humidity of the outdoor warm air is not transferred to the indoor cool air.

G4 filters easy removable for cleaning from the outside: no need to remove the access panel. External F7 filter cassette on request.

Integral automatic bypass for free cooling during the summer season.

Automatic anti-frost protection to prevent frost building up on the intake side of the heat exchanger.

No condensation drainage is required.

Tested to the latest standards: units are tested in the TÜV Rheinland accredited internal laboratory at Aerauliqa according to the operating document IEC OD 2048 (level CTF1) for the IEC 60335-1 and IEC 60335-2-80 Standards, meaning accurate, up to date information on electrical safety, performance and noise level that can be relied upon.

Designed and manufactured in accordance with EN60335-2-80 (Low Voltage Directive) and the EMC Directive (Electromagnetic Compatibility).

OPERATION

The unit is supplied with a multi-function LCD display (CTRL-DSP) for automatic control and convenience, providing:

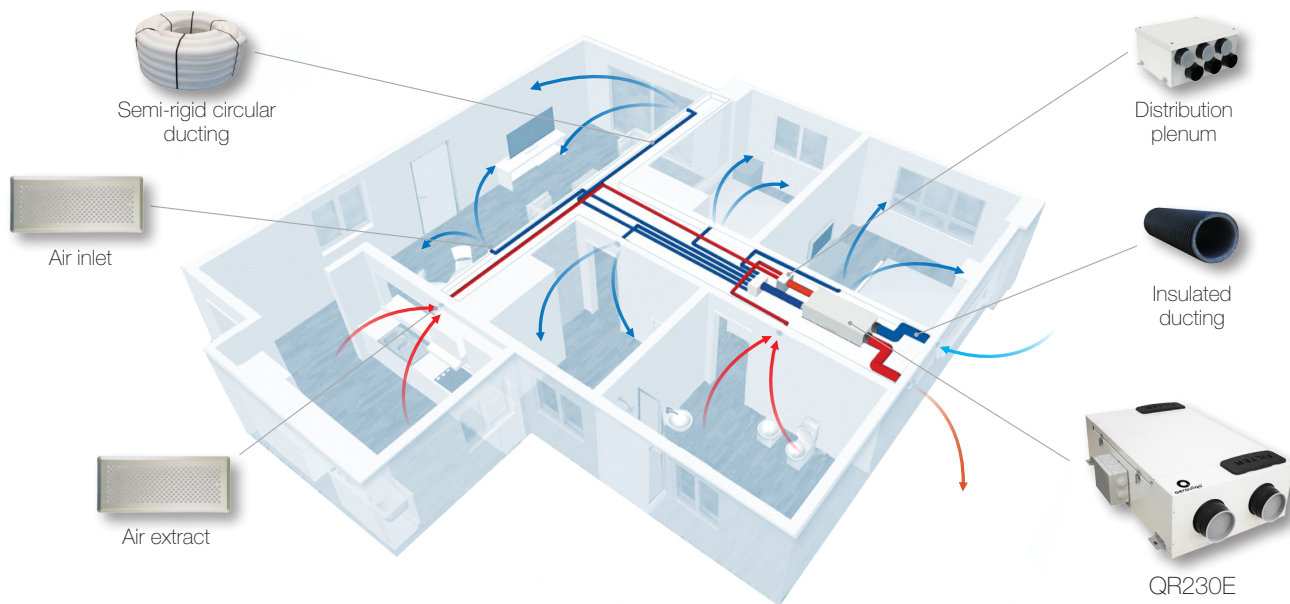
- 3 speed settings (adjustable).
- Boost option.
- Holiday mode.
- Night mode.
- Weekly timer.
- Bypass setting.
- Airflow balancing.
- Filter replacement and fan failure indicator.
- Working hour counter.
- Setting saving and loading.
- Suitable for remote ambient sensors (SEN-HY, SEN-PIR).
- ModBus interface.
- Connection to remote pre/post heating element.



CTRL-DSP
(supplied as standard)

QR230E

Example of a complete ventilation system



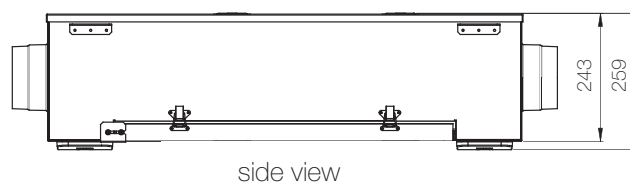
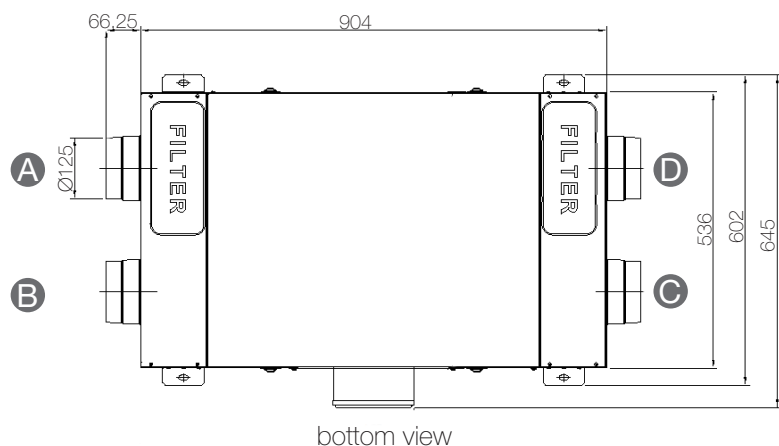
Application: new build.

How it works: a continuous running energy recovery unit (QR230E) transfers thermal energy and humidity from humid air extracted from wet rooms to warm incoming fresh air which is ducted to habitable rooms. Thanks to the easy-to-fit air distribution system each single ambient can be properly ventilate: the boost function enables rapid extract of increased moisture or pollutant levels. It also provides discrete installation and very quite operation. QR230E does not need any condensation drainage.

Energy saving: the preheated/precooled fresh air and continuous air changes reduce the demand for additional heating/air-conditioning. The EC brushless motors significantly reduce the electricity consumption.

Indoor Air Quality: a correctly specified mechanical ventilation system can ensure the quality of the indoor air is constantly maintained for the health and well-being of the occupants as well as of the building. Duly maintained filters ensure that incoming air is suitably filtered of dust and pollen before it enters the home.

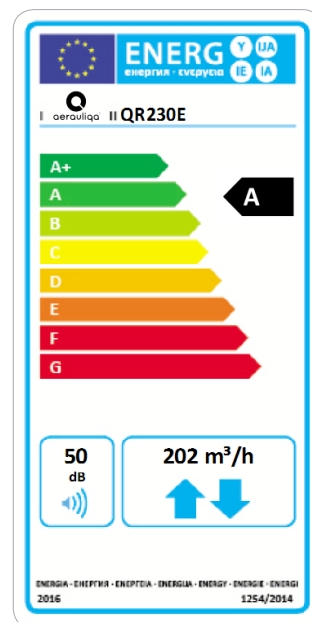
Dimensions (mm) and Weight (kg)



Model	QR230E
Weight	25
A	Intake air from outside
B	Exhaust air to outside
C	Supply air to inside
D	Extract air from inside

Product fiche - ErP Directive, Regulations 1253/2014 - 1254/2014

a)	Mark	-	AERAULIQA		
b)	Model	-	QR230E		
c)	SEC class	-	A	B	B
c1)	SEC warm climates	kWh/m ² .a	-14,6	-10,4	-6,6
c2)	SEC average climates	kWh/m ² .a	-37,6	-32,3	-27,8
c3)	SEC cold climates	kWh/m ² .a	-73,1	-66,0	-60,1
	Energy label	-	Yes		
d)	Unit typology	-	Residential - bidirectional		
e)	Type of drive	-	Variable speed drive		
f)	Type of Heat Recovery System	-	Heat recovery		
g)	Thermal efficiency of heat recovery	%	70		
h)	Maximum flow rate @ 100 Pa	m ³ /h	202		
i)	Electric power input (maximum flow rate)	W	114		
j)	Sound power level (L _{VIA})	dBA	50		
k)	Reference flow rate	m ³ /h	142		
l)	Reference pressure difference	Pa	50		
m)	Specific power input (SPI)	W/m ³ /h	0,359		
n1)	Control factor	-	0,65	0,85	1,0
n2)	Control typology	-	Local demand control	Central demand control	Manual control (no DCV)
o1)	Maximum internal leakage rate	%	2,5		
o2)	Maximum external leakage rate	%	1		
p1)	Internal mixing rate	%	N/A		
p2)	External mixing rate	%	N/A		
q)	Visual filter warning	-	Visual filter warning on display		
r)	Instructions to install regulated grilles	-	N/A		
s)	Internet address for pre/disassembly instructions	-	www.aerauliqa.com		
t)	Airflow sensitivity to pressure variations	%	N/A		
u)	Indoor/outdoor air tightness	m ³ /h	N/A		
v1)	AEC - Annual electricity consumption - warm climates	kWh	1,9	3,3	4,5
v2)	AEC - Annual electricity consumption - average climates	kWh	2,4	3,7	4,9
v3)	AEC - Annual electricity consumption - cold climates	kWh	7,7	9,1	10,3
w1)	AHS - Annual heating saved - warm climates	kWh	19,4	18,5	17,8
w2)	AHS - Annual heating saved - average climates	kWh	42,8	40,9	39,4
w3)	AHS - Annual heating saved - cold climates	kWh	83,7	80,0	77,2
	Sound pressure @ 3m ⁽¹⁾	dB(A)	21		
	Ambient temperature max	°C	+40		
	Degree of protection IP	-	X2		
	Marking	-	CE		



- 220-240V ~ 50/60Hz.

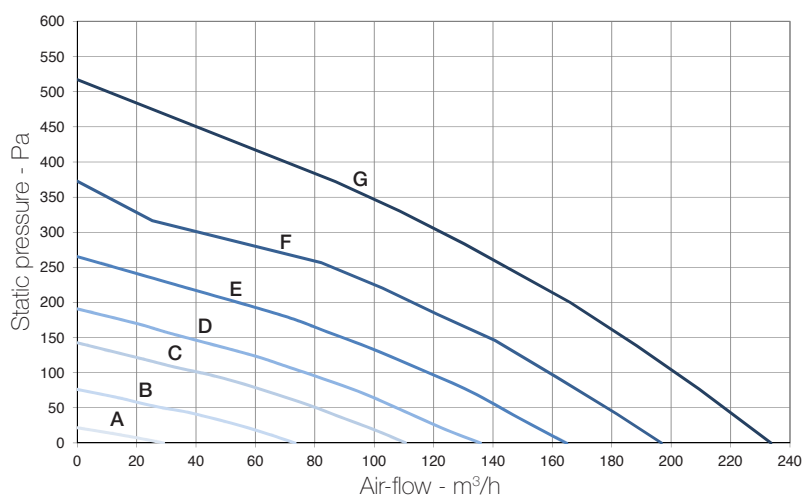
- air performance measured according to ISO 5801 a 230V 50Hz, air density 1,2Kg/m³.

- data measured in the TÜV Rheinland accredited internal laboratory at Aerauliqa according to the operating document IEC OD 2048 (level CTF1) for the IEC 60335-1 and IEC 60335-2-80 Standards.

(1) sound pressure level @ 3m in free field, breakout, speed 40%, for comparative purposes only.

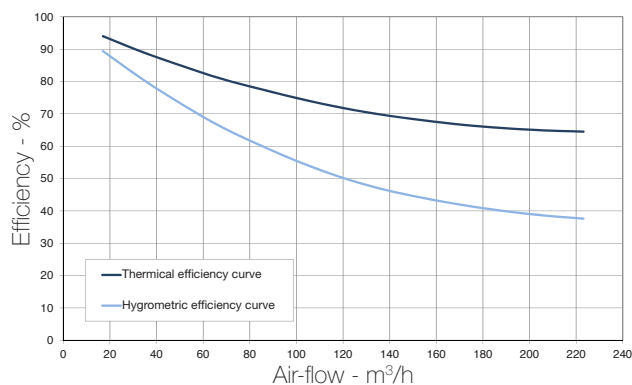
QR230E

Performance curve



Curve	Speed %	W max	m³/h max
A (min)	20	10	29
B	40	16	73
C	53	26	110
D	60	36	136
E	72	51	165
F	84	76	197
G (max)	100	114	234

Intake curve according to Reg. 1253/2014 (ErP).



Data of the enthalpic heat exchanger.

Test conditions:
Indoor air 25°C 50% RH;
External air 5°C 70% RH.

Sound level

	Speed 100%	Lw dB - SOUND POWER OCTAVE BAND								Lp dB(A) @3m	
		63	125	250	500	1 K	2 K	4 K	8K		Tot
Intake		57	62	69	64	58	56	49	46	71	45
Supply		56	62	65	61	55	50	40	31	68	41
Extract		57	61	65	60	55	49	41	32	68	41
Exhaust		59	64	68	62	57	57	54	47	71	44
Breakout		56	61	64	59	58	50	40	35	68	41
	Speed 80%	Lw dB - SOUND POWER OCTAVE BAND								Lp dB(A) @3m	
		63	125	250	500	1 K	2 K	4 K	8K		Tot
Intake		55	59	65	60	53	50	44	40	67	41
Supply		55	59	62	57	51	44	35	28	65	37
Extract		55	58	62	55	51	43	35	28	65	37
Exhaust		58	61	65	58	53	52	49	41	68	40
Breakout		55	58	60	55	53	45	35	28	64	37
	Speed 60%	Lw dB - SOUND POWER OCTAVE BAND								Lp dB(A) @3m	
		63	125	250	500	1 K	2 K	4 K	8K		Tot
Intake		52	55	61	51	45	42	36	31	63	34
Supply		51	54	56	47	42	37	27	25	59	30
Extract		51	54	57	46	42	35	27	23	60	30
Exhaust		52	57	61	49	45	44	40	32	63	34
Breakout		51	54	55	45	44	37	29	24	59	29
	Speed 40%	Lw dB - SOUND POWER OCTAVE BAND								Lp dB(A) @3m	
		63	125	250	500	1 K	2 K	4 K	8K		Tot
Intake		47	50	50	42	35	32	25	22	54	24
Supply		47	48	48	38	33	27	22	20	53	21
Extract		47	49	48	37	33	25	20	20	53	21
Exhaust		49	51	54	40	36	34	28	23	57	26
Breakout		47	48	46	37	34	30	22	19	52	21

Lp dB(A) @3m for comparative purposes only.