




ENERG
енергия · ενεργεια

Y IJA
IE IA

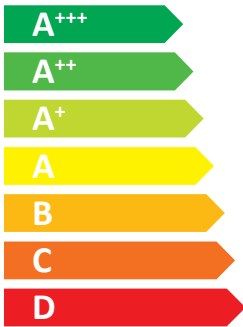


METROAIR I 12



55 °C

35 °C



A++

A+++



dB



53 dB

■ 10
■ 8
■ 9
kW

■ 9
■ 8
■ 9
kW



2019

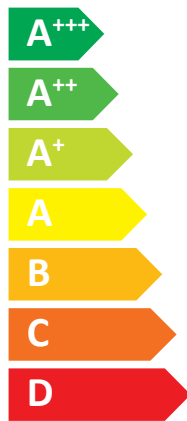

811/2013




ENERG Y IJA
енергия · ενέργεια IE IA



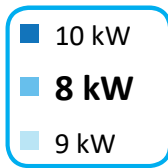
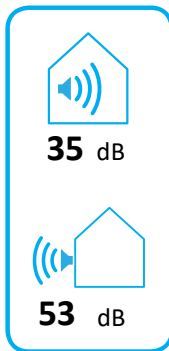
METROAIR I 12 + METROAIR 330



A++



A



2019

811/2013



ENERG

енергия · ενέργεια

Y






IJA


IE


IA





METROAIR I 12 + METROAIR 330













+ 

+ 

+ 


+ 

Supplier's name:	METRO THERM A/S		
Model:	Metroair I 12 + Metroair 330		
Temperature application	35	55	°C
Declared load profile for water heating	XL		
Seasonal space heating energy efficiency class, average climate:	A+++	A++	
Water heating energy efficiency class, average climate:	A		
Rated heat output, average climate:	8	8,3	kW
Annual energy consumption for space heating, average climate	3409	4529	kWh
Annual electricity consumption for water heating, average climate	1661		kWh
Seasonal space heating energy efficiency, average climate:	190	148	%
Water heating energy efficiency, average climate:	101		%
Sound power level LWA indoors	35		dB
Rated heat output, cold climate:	9,3	9,8	kW
Rated heat output, warm climate:	9,2	9,2	kW
Annual energy consumption for space heating, cold climate	5666	7239	kWh
Annual electricity consumption for water heating, cold climate	1895		kWh
Annual energy consumption for space heating, warm climate	2241	2741	kWh
Annual electricity consumption for water heating, warm climate	1473		kWh
Seasonal space heating energy efficiency, cold climate:	159	130	%
Water heating energy efficiency, cold climate:	88		%
Seasonal space heating energy efficiency, warm climate:	216	176	%
Water heating energy efficiency, warm climate:	114		%
Sound power level LWA outdoors	53		dB

Data for package fiche

Controller class	VI		
Controller contribution to efficiency	4,0		%
Seasonal space heating energy efficiency of package, average climate:	194	152	%
Seasonal space heating energy efficiency class for package, average climate:	A+++	A+++	%
Seasonal space heating energy efficiency of package, cold climate:	163	134	%
Seasonal space heating energy efficiency of package, warm climate:	220	180	%

Model(s):		Metroair I 12 + Metroair 330					
Type of heat source/sink:	Air-to-water						
Low-temperature heat pump:	No						
Equipped with supplementary heater:	Yes						
Heat pump combination heater:	Yes						
Climate condition:	Average						
Temperature application:	Medium temperature (55 °C)						
Applied standards: EN14825 and EN16147							
Rated heat output	Prated	8,3	kW	Seasonal space heating energy efficiency	η_s	148	%
<i>Declared capacity for part load at outdoor temperature Tj</i>				<i>Declared coefficient of performance for part load at outdoor temperature Tj</i>			
Tj = -7 °C	Pdh	7,3	kW	Tj = -7 °C	COPd	2,39	-
Tj = +2 °C	Pdh	4,7	kW	Tj = +2 °C	COPd	3,85	-
Tj = +7 °C	Pdh	2,9	kW	Tj = +7 °C	COPd	4,48	-
Tj = +12 °C	Pdh	3,3	kW	Tj = +12 °C	COPd	5,30	-
Tj = biv	Pdh	7,3	kW	Tj = biv	COPd	2,39	-
Tj = TOL	Pdh	7,8	kW	Tj = TOL	COPd	2,28	-
Tj = -15 °C (if TOL < -20 °C)	Pdh		kW	Tj = -15 °C (if TOL < -20 °C)	COPd		-
Bivalent temperature	T _{biv}	-7	°C	Operation limit temperature	TOL	-10	°C
Cycling interval capacity for heating	P _{cyh}		kW	Cycling interval efficiency	COP _{cyh}		-
Degradation co-efficient	Cdh	0,99	-	Heating water operating limit	WTOL	65	°C
<i>Power consumption in modes other than active mode</i>				<i>Supplementary heater</i>			
Off mode	P _{OFF}	0,025	kW	Rated heat output	P _{sup}	0,5	kW
Thermostat-off mode	P _{TO}	0,007	kW	Type of energy input			
Standby mode	P _{SB}	0,025	kW	Electric			
Crankcase heater mode	P _{CK}	0,037	kW				
<i>Other items</i>							
Capacity control	variable			Rated air flow rate, outdoors		3400	m ³ /h
Sound power level, indoors/outdoors	L _{WA}	35/53	dB	Rated water flow rate, indoor heat exchanger		variable	m ³ /h
Annual energy consumption	Q _{HE}	4529	kWh	Rated brine or water flow rate, outdoor heat exchanger			m ³ /h
<i>For heat pump combination heater:</i>							
Declared load profile	XL			Water heating energy efficiency	η_{wh}	101	%
Daily electricity consumption	Q _{elec}	7,56	kWh	Daily fuel consumption	Q _{fuel}		kWh
Annual electricity consumption	AEC	1661	kWh	Annual fuel consumption	AFC		GJ
Approved by:							
Contact details		METRO THERM A/S Rundinsvej 55 DK-3200 Helsingø www.metrotherm.dk					