Quality of life since 1825

SWE MONTERINGSANVISNING ESTETIC
GBR MOUNTING INSTRUCTIONS ESTETIC
DEN MONTERINGSANVISNING ESTETIC
NOR MONTERINGSANVISNING ESTETIC
FIN ESTETIC YKSIOTEHANOJEN ASENNUSOOHJE
EST ESTETIC PAIGALDUSJUHEND
LAT UZSTĀDĪŠANAS INSTRUKCIJA ESTETIC
LTU ESTETIC MONTAVIMO INSTRUKCIJA

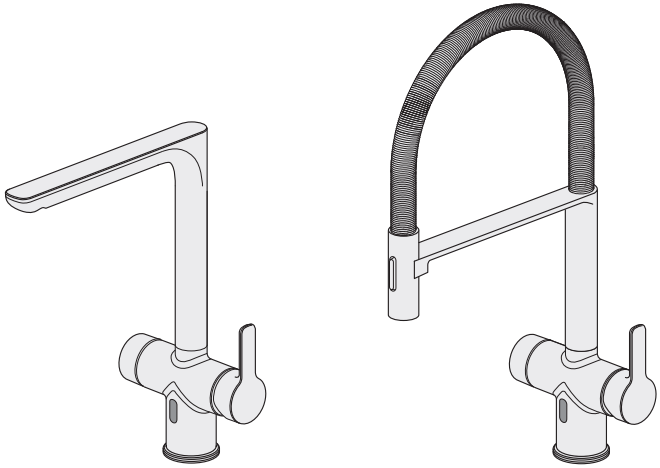

TEKNISK DATA / TECHNICAL DATA

1002 CERTIFIERING KONTROLL RI. SE

SC0303-19, SC0304-19
C900638, C900643
C901162, C901090

STF

EUFI29-21005338-TH
EUFI29-20003603-TH1
EUFI29-20003603-TH2

SV: Dessa blandare uppfyller kraven gällande återströmning enligt SS-EN 1717 och SäVa § 4.3.2 utan behov av kompletterande produkter eller åtgärder.

Standard / Standard	EN 817 / EN 15091
Drifttryck / Working preassure	50-1000 kPa
Provningstryck max / Testpressure max	1600 kPa
Max varmvattentemperatur / Max. hot water temperature	70° C
Rekommenderad varmvattentemp. / Recommended hot water temp.	60° C
Kallvattentemperatur / Cold water	10° C
Anslutning / Connection	Soft Pex®
G3/8 lekande mutter med inkluderad packning, ansluts mot slät ända / G3/8 swiveling nut with gasket included.	
Återströmningsskydd / Backflow preventer GB41208056. GB4120805653. GB41208356. GB4120835653	AA
Återströmningsskydd / Backflow preventer GB41208059. GB4120805953. GB41208359. GB4120835953	EB
Desinfektion / Therminal desinfection	70° C. 4 minutes

	ESTETIC Duo KITCHEN	3/12
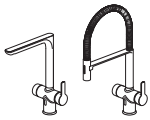		4-9/12
		9/12
Low Battery	*Low batteries. Replace the batteries*	9/12
ON OFF		10/12
20sec AUTO OFF		10/12
AUTO OFF 10sec → 60sec	*Adjust the time interval. Autostop*	11/12
24h 60 sec ON OFF	*Flushing once every 24 hours. ON/OFF*	12/12
Reservdelar Reservedeler Reservedele Varaosat Spare parts Varuosad Atsarginės dalys Rezerves daļas	Drift & skötsel Drift og vedligeholdelse Drift og vedlikehold Asennus-, käyttö- ja hoito-ohjeet Assembly and maintenance Paigaldamine & hooldamine Montaža un kopsana Montavimas ir prieziura	12/12

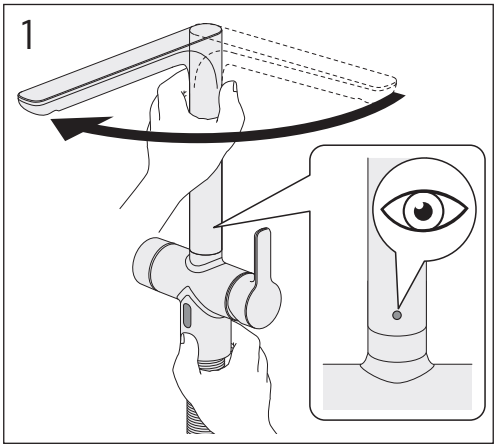

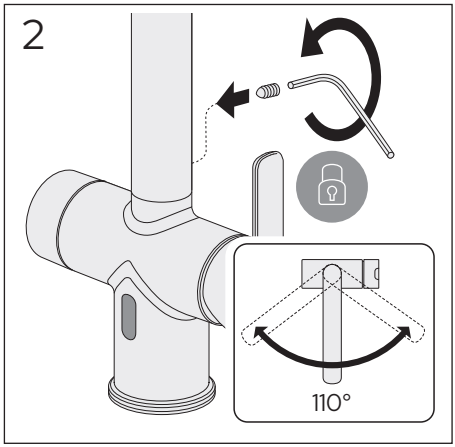

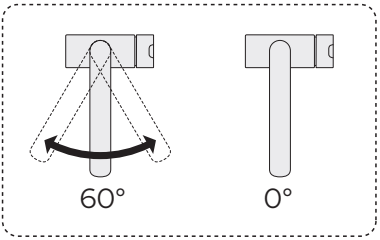
60°
0°

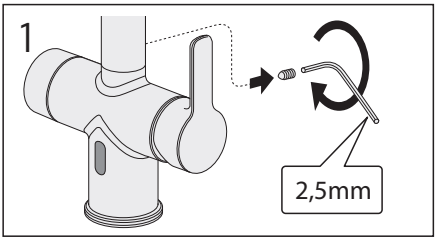
1
2,5mm

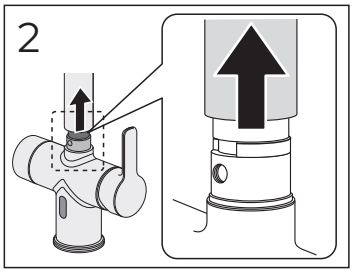
2

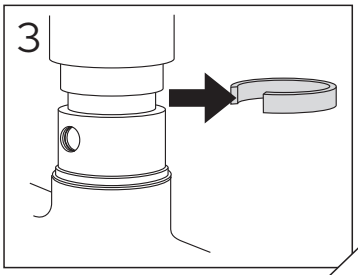
3

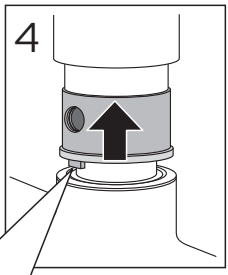
4

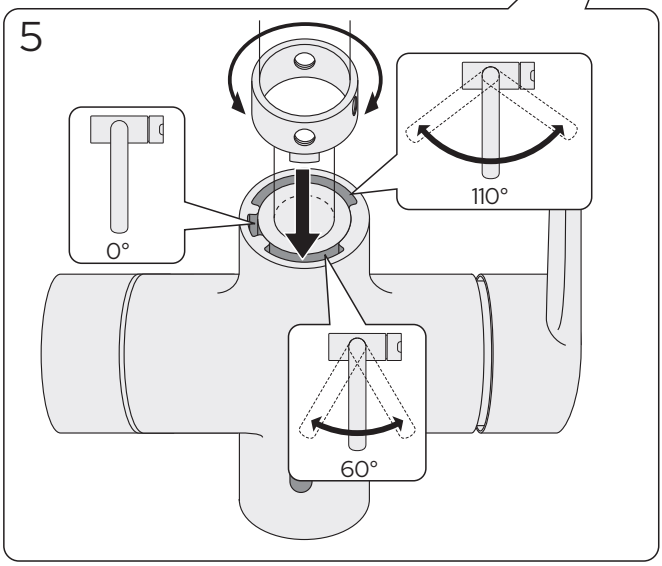
5
0°
110°
60°

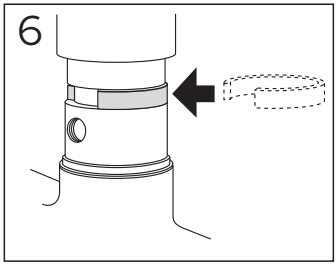
6

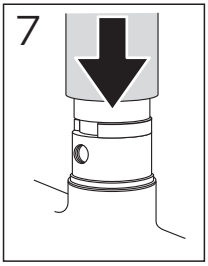
7

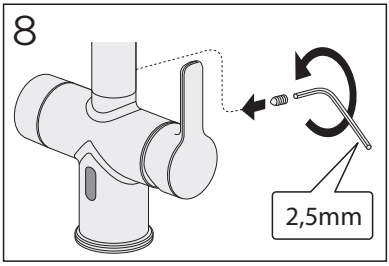
8
2,5mm

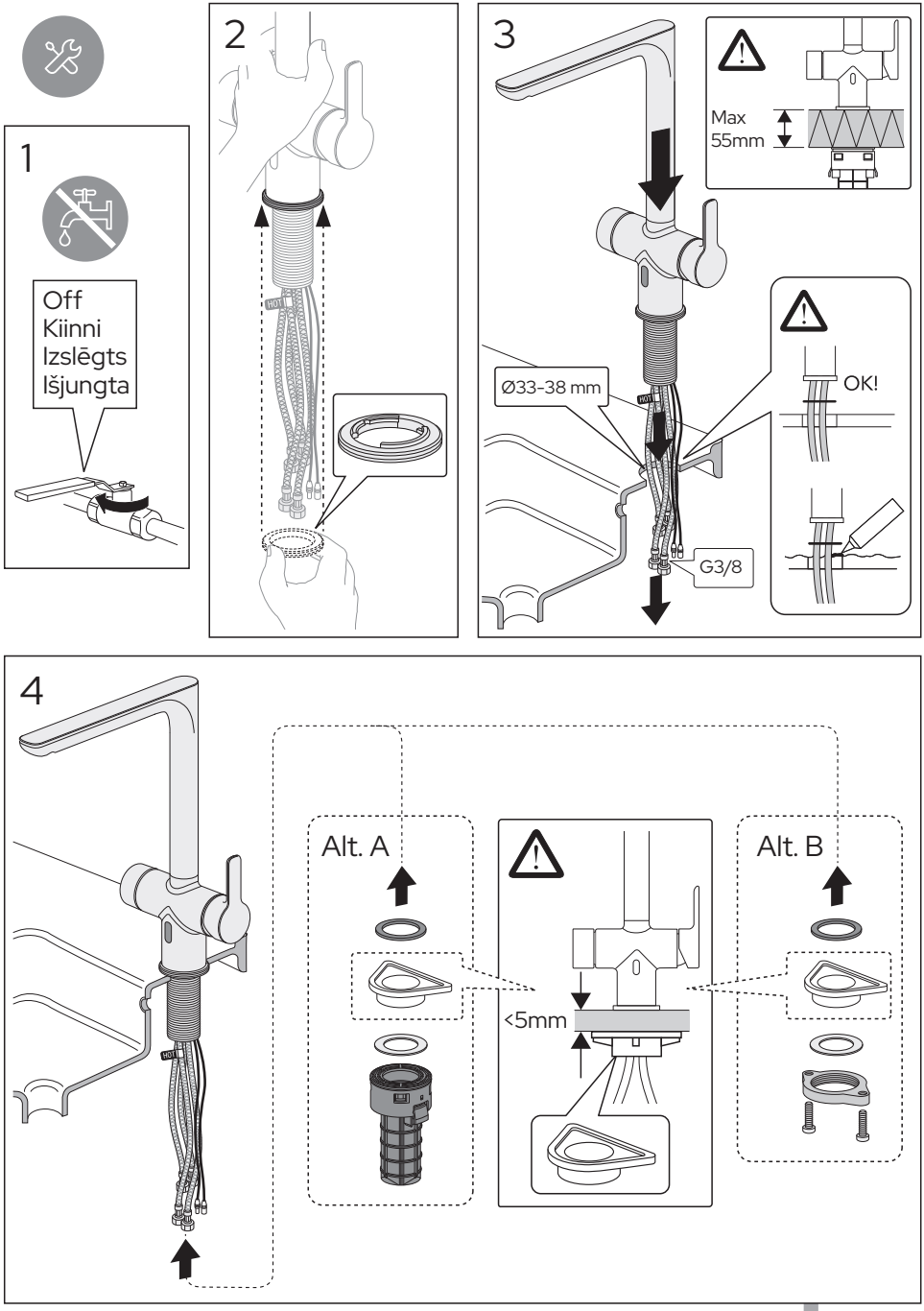
1
Off
Kiinni
Izslēgts
Išjungta
2
HOT
3
Max
55mm
Ø33-38 mm
HOT
OK!
G3/8
4
HOT
Alt. A
<5mm
Alt. B

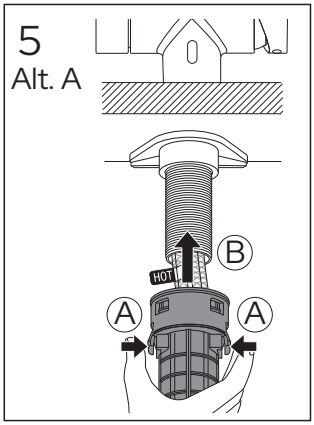
5
Alt. A
B
HOT
A
A

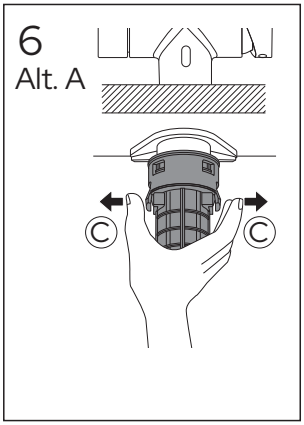
6
Alt. A
C
C

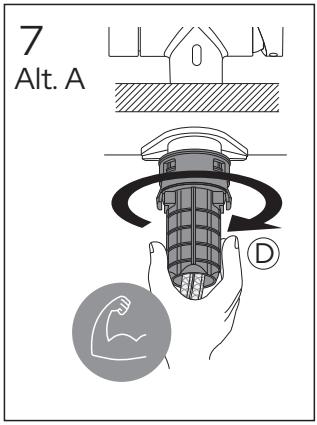
7
Alt. A
D

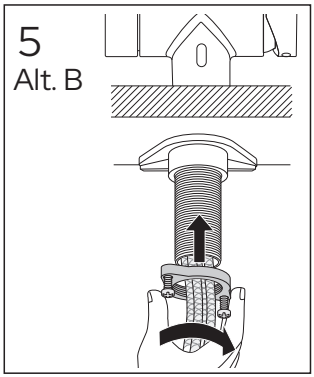
5
Alt. B

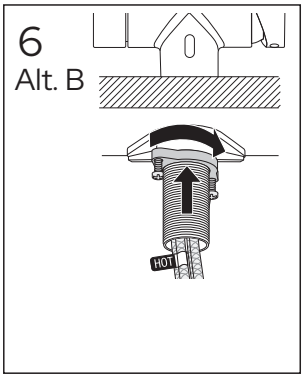
6
Alt. B
HOT

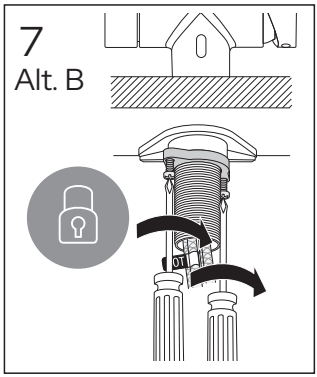
7
Alt. B

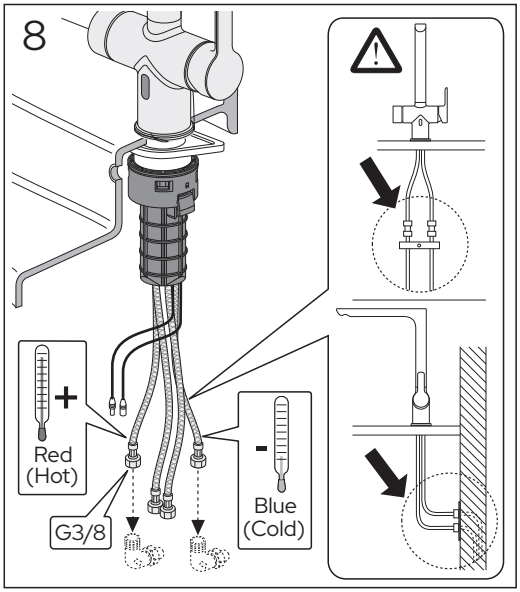
8
+
Red
(Hot)
-
Blue
(Cold)
G3/8

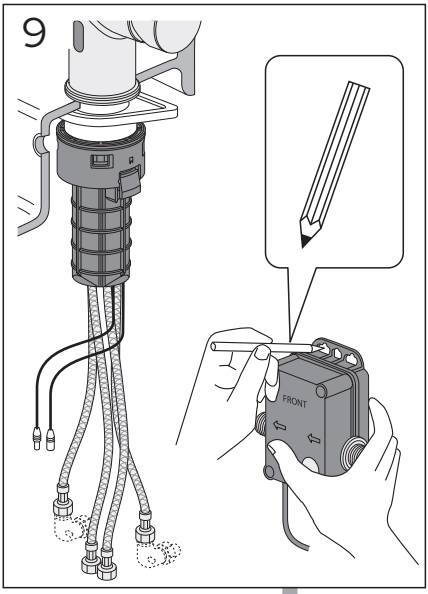
9
FRONT

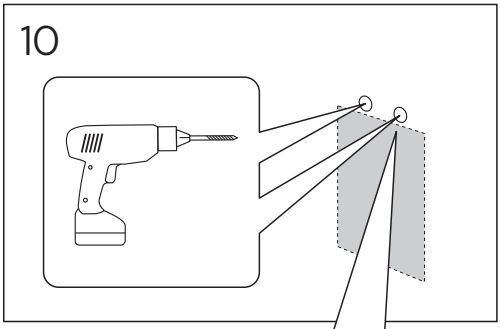

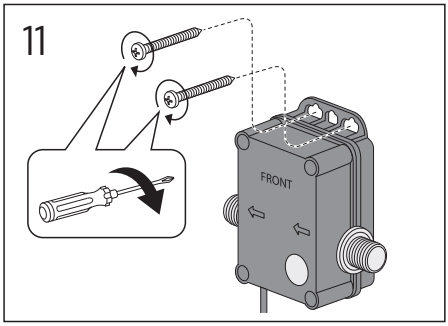

SE. Enligt Branschregler
Säker Vatteninstallation

Kraven på infästning och tätning gäller i våtzon. Alla skruvinfästningar ska göras i massiv konstruktion, t ex i betong, i reglar eller särskild konstruktionsdetalj. Skruvinfästningar får inte göras enbart i golv- eller väggskiva.

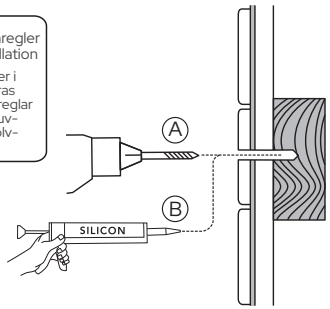

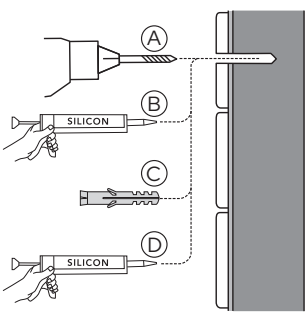

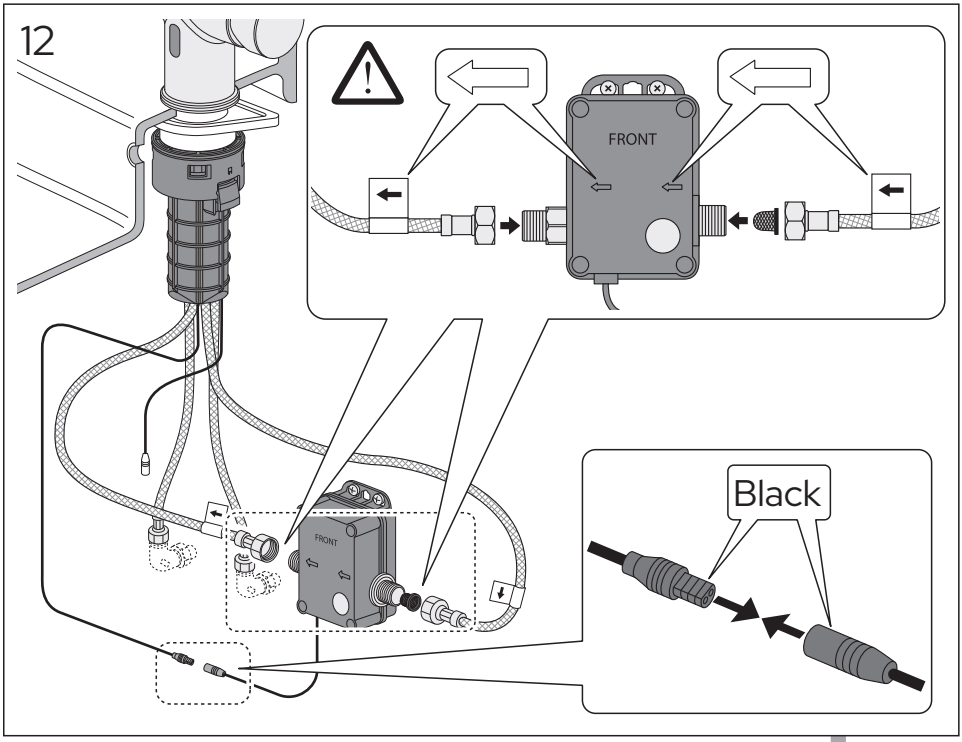

13

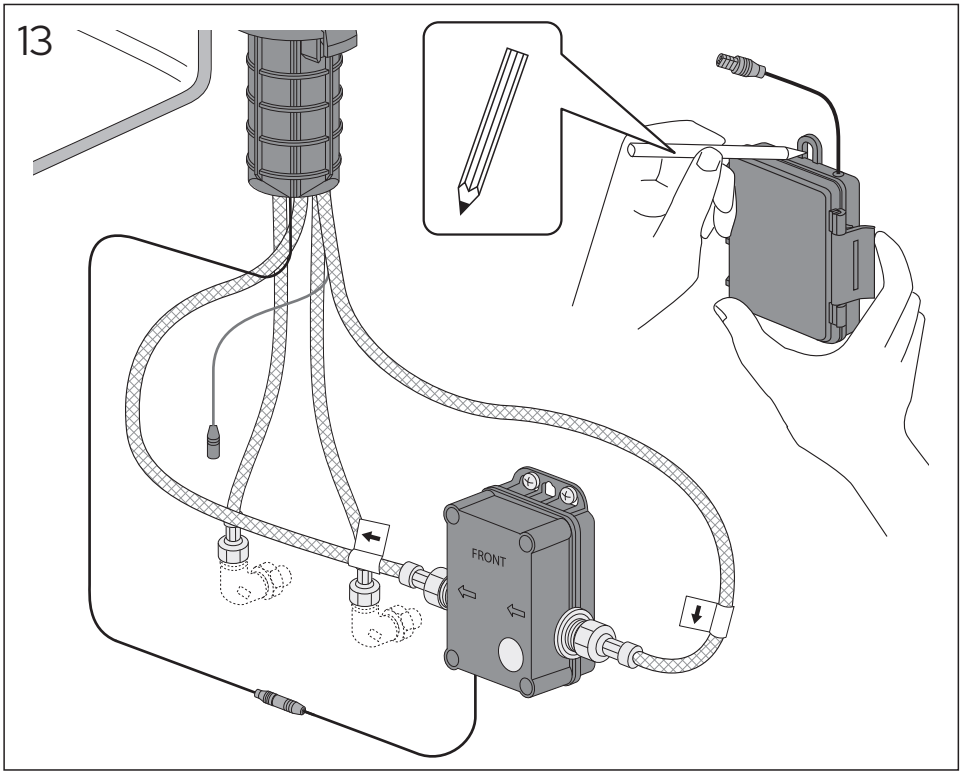

14

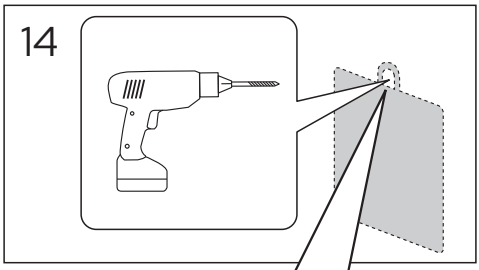

15

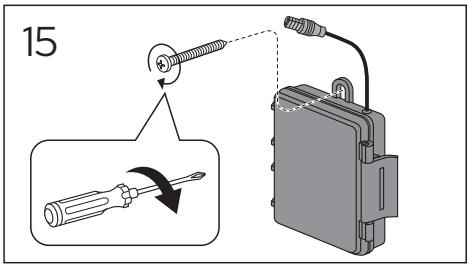

SE. Enligt Branschregler
Säker Vatteninstallation

Kraven på infästning och tätning gäller i våtzon. Alla skruvinfästningar ska göras i massiv konstruktion, t ex i betong, i reglar eller särskild konstruktionsdetalj. Skruvinfästningar får inte göras enbart i golv- eller väggskiva.

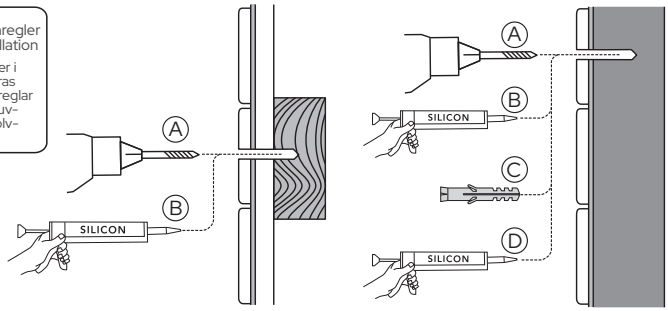

GUSTAVSBERG
www.gustavsberg.com

16

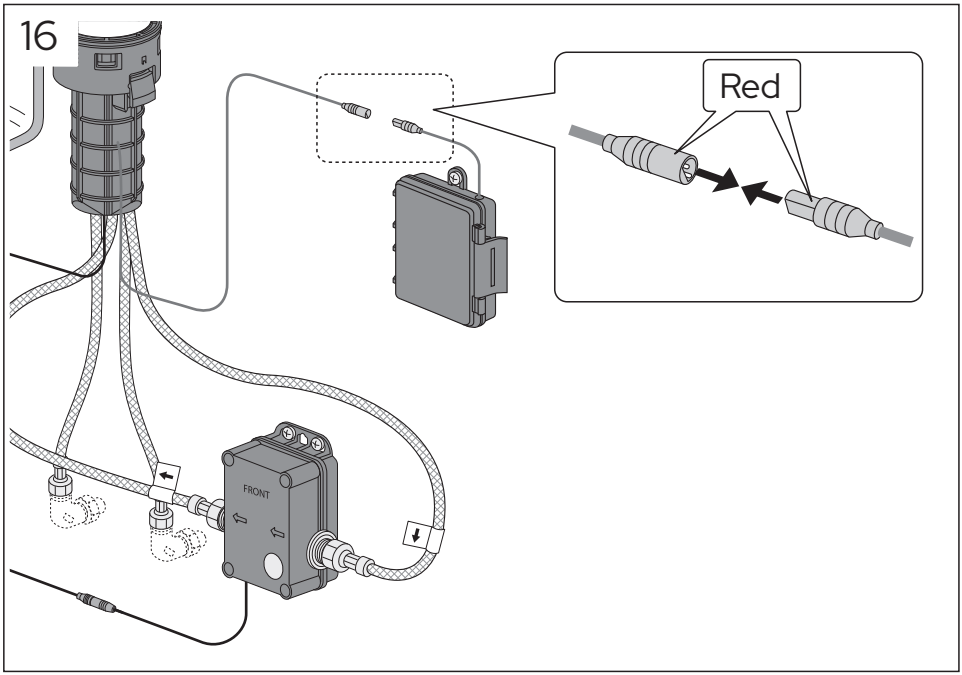

17

18

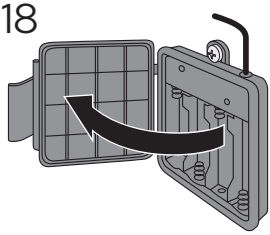

19

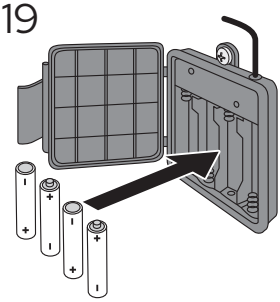

20

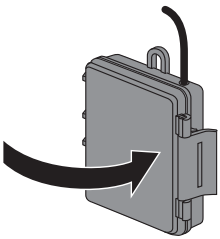

21

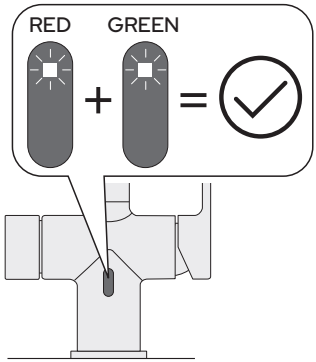

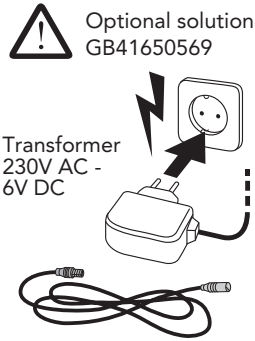

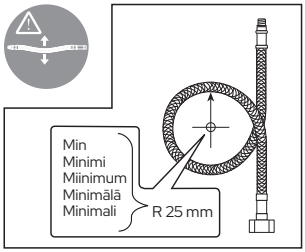
Min
Minimi
Miinimum
Minimālā
Minimali
R 25 mm

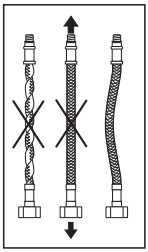

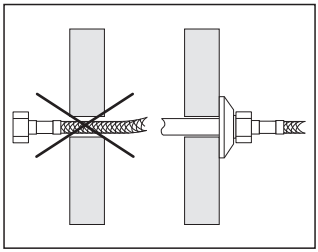

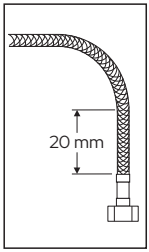
20 mm

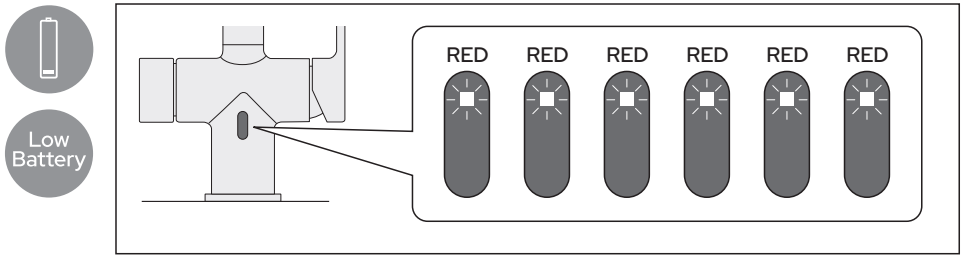
Low Battery
RED
RED
RED
RED
RED
RED


1

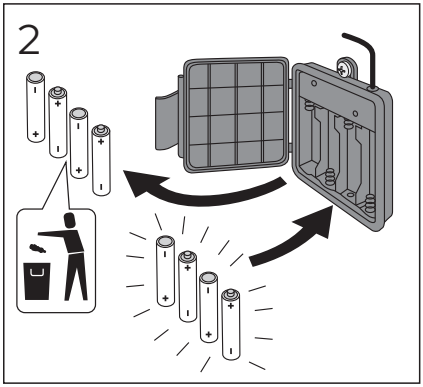
2

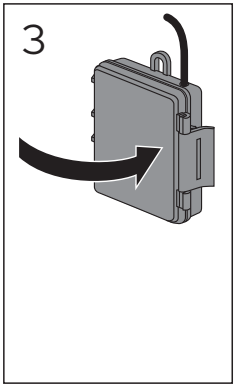
3

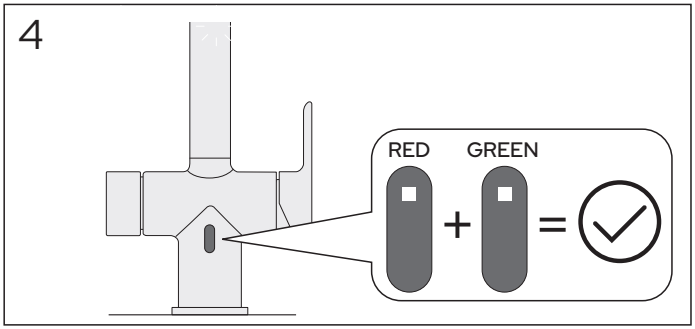
4
RED
GREEN
+
=

ON
OFF

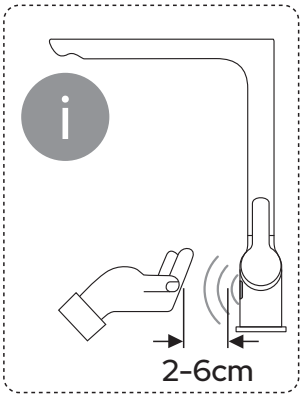
i
2-6cm

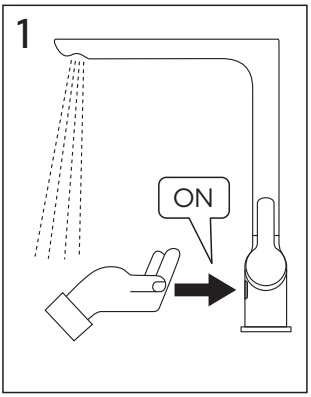
1
ON

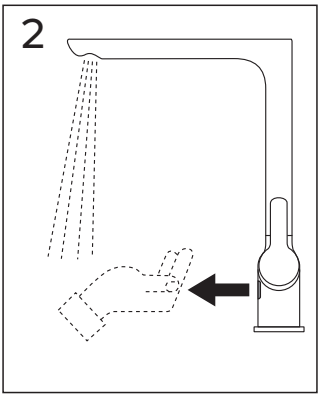
2

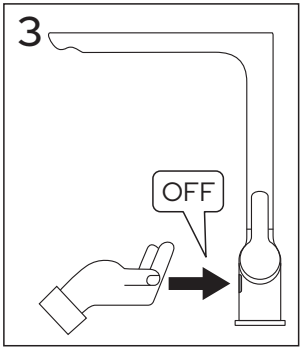
3
OFF

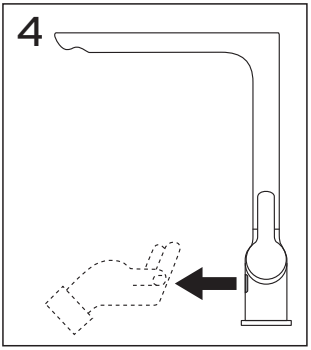
4

20sec
AUTO
OFF


1
ON

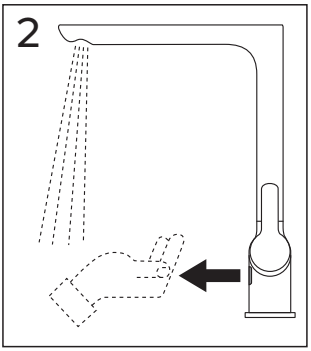
2

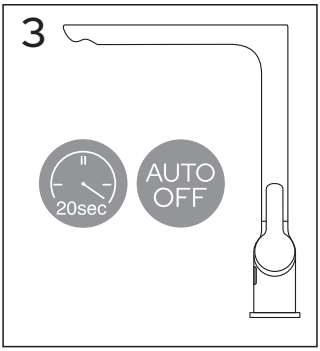
3
20sec
AUTO
OFF

Adjust the time interval. Autostop

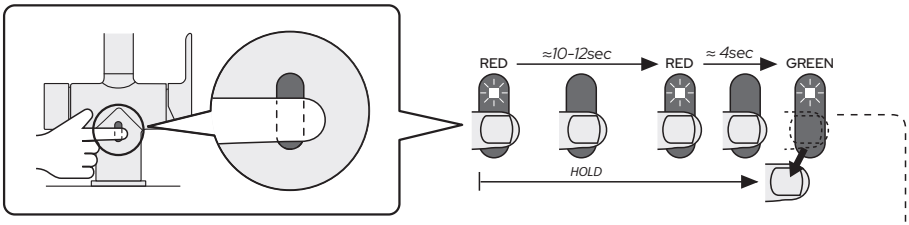

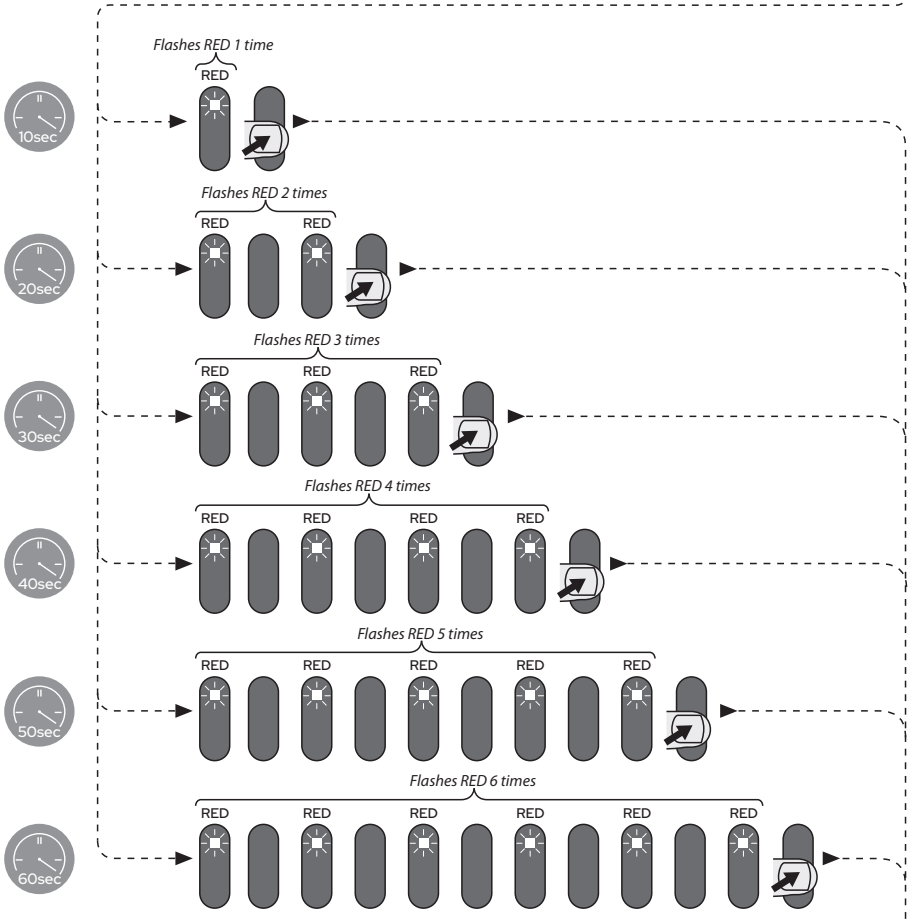

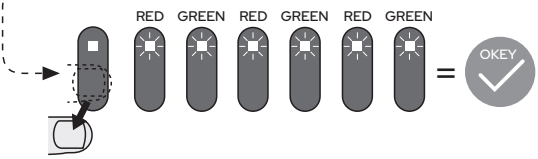

Art. nr, TC633752 / 3 Estetic Duo Kitchen. 2024-09-10

24h 60 sec OFF

Flushing once every 24 hours. OFF

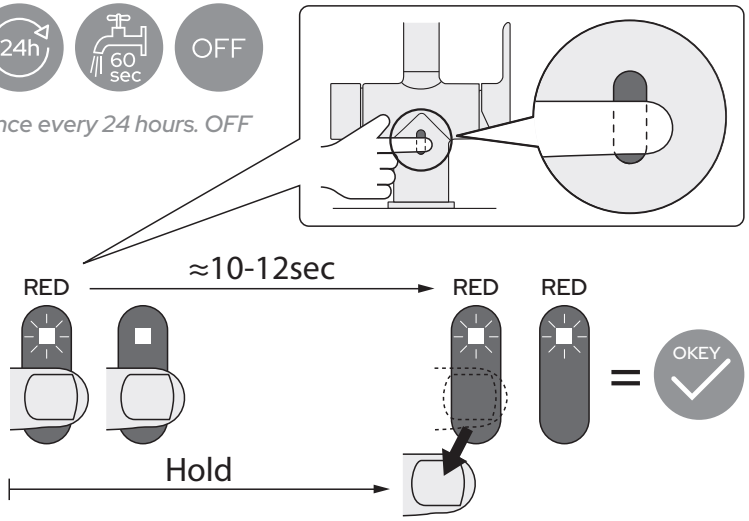

24h 60 sec ON

Flushing once every 24 hours. ON

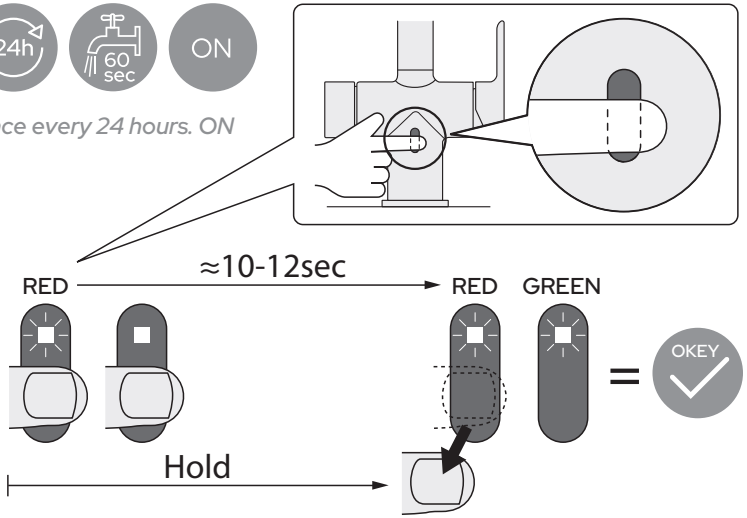

Reservdelar
Reservedeler
Reservedele
Varaosat
Spare parts
Varuosad
Atsarginės dalys
Rezerves daļas

Drift & skötsel
Drift og vedligeholdelse
Drift og vedlikehold
Asennus-, käyttö- ja hoito-ohjeet
Assembly and maintenance
Paigaldamine & hooldamine
Montaza un kopsana
Montavimas ir prieziura

Sweden
www.gustavsberg.com/se/

Denmark
www.gustavsberg.com/dk/

Norway
www.gustavsberg.com/no/

Suomi/Finland
www.gustavsberg.com/fi/

Estonia
www.gustavsberg.com/ee/

Lithuania
www.gustavsberg.com/lt/

Latvia
www.gustavsberg.com/lv/