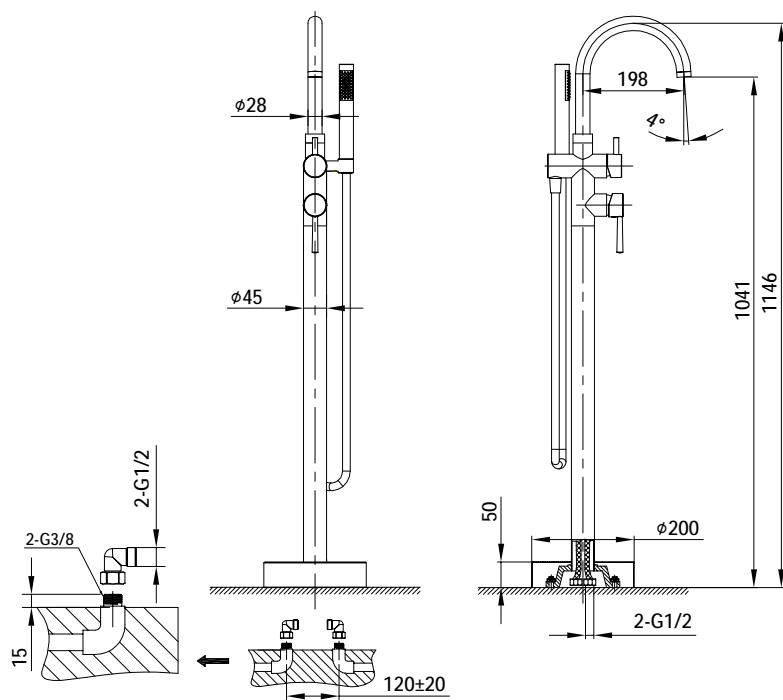
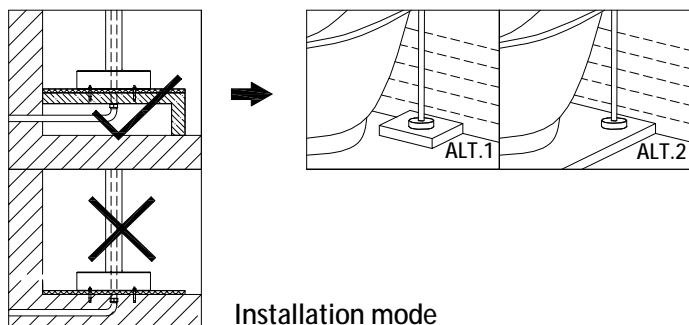


bathlife®

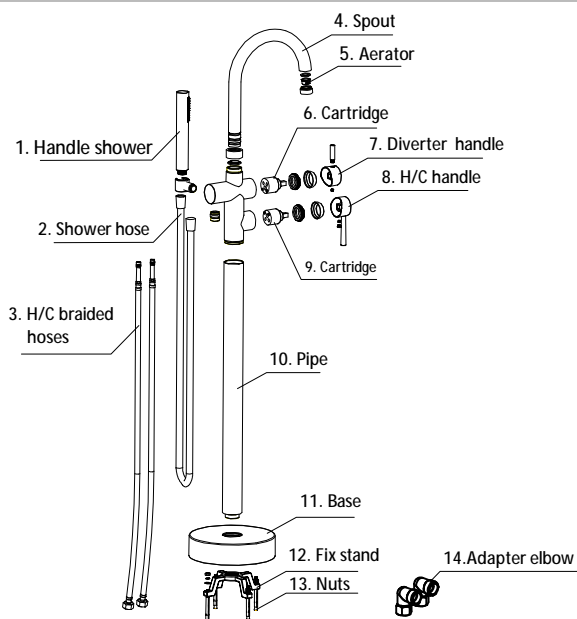
Floor standing mixer



Installation drawing



Installation mode



Product accessories

Installation Instruction:

1. Supply lines should be purged to clean impurities before connecting the unit.
2. Please set up hot and cold water supply lines. CC 120 ±20 mm. The connectors should be 15 mm from level.
3. Put the fix stand (12) to the correct position. Mark the four points of fix stand and drill four nut holes.
4. Put the base (11) to the pipe, and install the pipe (10) to the fix stand (12).
5. Install the hot and cold braided hoses from the bottom of fix stand, through the pipe to the mixer, and tighten by hand.
6. Install the pipe to the mixer.
7. Connect the H/C braided hoses to supply lines accordingly, then tighten with a spanner. Install the fix stand with nuts (13) to finish the installation.
8. Leakage test: turn on/off the H/C handle (8). If no leakage is found, the installation is done.

Application:

1. Turn the handle left and right, left for hot water, and right for cold water.
2. Turn on the multifunctional handle; water will come out from tube or handle shower.

Cleaning and maintenance:

1. Use soap and water to remove lime stains from chrome surface. Don't use acidic detergents, scouring pads or steel wool; otherwise the chrome parts will be damaged.
2. Use soap and water to clean installation accessories, such as plastic or rubber components. Don't use acidic detergents, scouring pads, alcohol cleaners or steel wool.

Data Sheet:

Nominal Diameter	G3/8
General Medium	Water
Water Pressure	0.05Mpa-1.0Mpa
Recommended Pressure	0.1Mpa-0.6Mpa
Temperature Range	4°C - 90°C

Warranty:

We warrant our faucets to be leak and drip free during normal residential use for 3 year from original date of purchasing. If the faucet should leak or drip during normal use, kindly contact our support team to claim your warranty. This warranty applies only to the Faucets installed in our country. If damages caused by accident, misuse or abuse will void this warranty. Proof of purchase (original purchasing receipt) must be provided to us when you claim for warranty. If the Faucet is used commercially or if the finish is: GOLD or BLACK coated finished, we warrant the product to be free from defects in material and workmanship for one year from the date of purchasing.