

Beam Clamp TCS

Group: 1337

Application

Heavy-duty connection element which, in combination with grub screws (M8 up to M16), are suitable for mounting pipes, ducts and equipments to steel beams (I-, T-, U- and angle steel beams).

- ◆ The combination with a Universal Joint provides for vertically aligned attachment to inclined beams.
- ◆ Can serve as single mounting element for installing crossbars and for fixing cantilever structures.
- ◆ Due to their special base profile, Beam Clamps TCS 1 can also be slid along and retained in the opening of Sikla Channels of the 41 series.

Scope of delivery

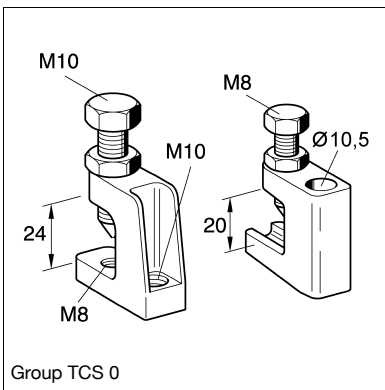
Pre-assembled with clamping bolt and locking nut.

Installation

Tighten the clamping bolt of the Beam Clamp first by hand, then tighten down with a spanner according to the mounting structures. The hardened point of the clamping bolt will penetrate the comparatively soft material of the beam, ensuring a solid and highly secure connection. Tighten the locking nut for securing the installation.

For installation near a cutting edge of a channel, an additional Holding Bracket HK 41 has to be mounted.

Note: Respect relevant mounting instructions!
For FM-construction use thread \geq M10 only!



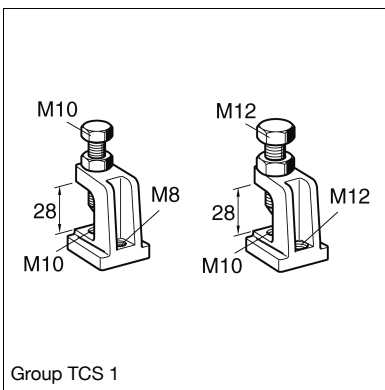
Group TCS 0

Technical Data

The nominal loads indicated apply to new Beam Clamps fixed to undamaged beam flanges only.

Working load: Type TCS 0: 3.5 kN
Type TCS 1: 5.0 kN
Type TCS 2: 8.5 kN

Material: Body in cast-iron, electro-galvanised and clamping bolts in steel, class 8.8., electro-galvanised

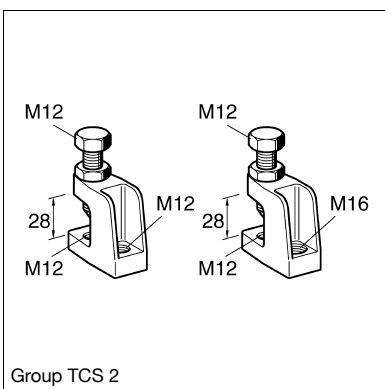


Group TCS 1

Approvals / Conformity

Approved and accepted by VdS and FM for use with stationary fire extinguishing systems.

TCS 0 LC Approval: G4950065 and G4950066 (erected mounting with M10 up to a maximum height $h_{max} = 150$ mm and up DN 50 only). For further types and different application fields: G4820023; G4830054; G4800039/ ...45; G4990027.



Group TCS 2

Type	Connection [fore/aft]	Clamping range on parallel flange [mm]	W [kg]	Quantity [pack]	Part number
TCS 0 LC	Ø 10.5	18	0.10	50	156648
TCS 0 M8/M8	M8/ M8	22	0.14	50	178283
TCS 0 M8/M10	M8/M10	22	0.14	50	174206
TCS 1 M10/M8	M10/M 8	26	0.21	50	116770
TCS 1 M10/M10	M10/M10	26	0.21	50	116150
TCS 1 M10/M12	M10/M12	26	0.22	50	167332
TCS 2 M12/M12	M12/M12	26	0.28	25	174224
TCS 2 M12/M16	M12/M16	26	0.27	25	174215