

End Support WBD

Group: 1356

Application

In combination with a channel, End Support WBD is particularly suitable

- ◆ for setting up support structures attached to walls, floors and ceilings
- ◆ as a base for frame structures made of Sikla Channels.

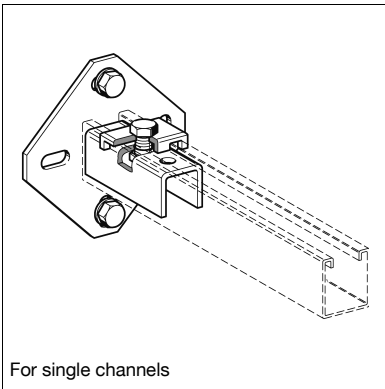
The generous dimensions and the diamond shape of the mounting plate provide a high bending moment and safely stabilise lateral loads.

Installation

Normally, two bolts grouped opposite to each other and along the load axis are sufficient. Only in exceptional cases (e.g. tall uprights in frameworks) four bolts are required.

Minimum torque values for the hexagon bolts of the 41 Holding Brackets are:

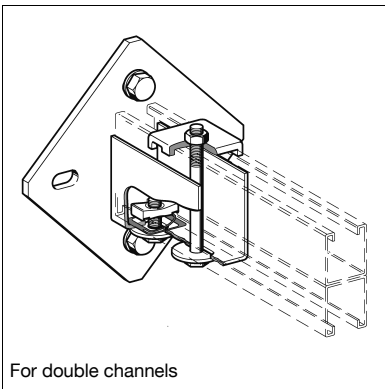
Types	Holding Brackets [pcs]	Bolt for Holding Bracket	Accessories	Torque [Nm]
41/21-31 up to 41/41-45	1	M10	pre-assembled	40
41/52 up to 41-75/75	2	M12	pre-assembled	60
41/21 D up to 41/45 D	1	M10	in loose form	40
41/52 D up to 41-75/75 D	1	M12	in loose form	60



For ceiling mounting under high loads (up to 7.0 kN), we recommend the use of at least one fully traversing bolt for connecting the channel to the End Support WBD (for examples see "Installation Guideline").

Technical Data

Type	Suitable for Sikla Channel	A [mm]	s [mm]	B [mm]	b [mm]	h [mm]	C [mm]
41/21-31	41/21/1.5 - 2.0 41/31/2,0	135	6	100	25	11	95
41/41-45	41/41/2.0 - 2.5 41/45/2.5	135	6	100	25	11	95
41/52	41/52/2.5	170	6	120	25	13	131
41/62	41/62/2.5	170	6	120	25	13	131
41-75/65	41-75/65/3.0	210	8	170	25	13	131
41-75/75	41-75/75/3.0	210	8	170	25	13	131
41/21 D	41/21/1.5 - 2.0 D	135	6	100	25	11	125
41/41-45 D	41/41/2.0 - 2.5 D 41/45/2.5 D	210	8	170	25	13	125
41/52 D	41/52/2.5 D	210	8	170	25	13	135
41/62 D	41/62/2.5 D	255	8	205	25	13	135
41-75/65 D	41-75/65/3.0 D	255	8	205	25	13	135
41-75/75 D	41-75/75/3.0 D	255	8	205	25	13	135



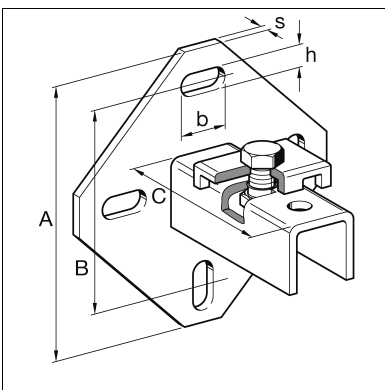
Working load for wall mounting:

See tables on the following pages. The figures apply on wall applications if two bolts of the load class as stated are used.

Working load for ceiling mounting:

The permissible maximum vertical load for ceiling mounting structures fixed by way of at least one traversing bolt (class 8.8) amounts to 7.0 kN

For End Supports WBD for single channels, the following values apply subject to the condition that all included accessories are assembled correctly.



Types	Working load (tension) for ceiling mounting [kN]
41/21-31 up to 41/41-45	2.0
41/52 up to 41-75/75	4.0

Material: Steel, cold-formed, electro-galvanised

Type	For Sikla Channel	Holding Brackets [number of]	W [kg]	Quantity [pack]	Part number
41/21-31	41/21/2.5	1	0.73	10	177725
41/41-45	41/41/2.5; 41/45/3.0	1	0.83	10	155054
41/52	41/52/3.0	2	1.44	5	177734
41/62	41/62/3.0	2	1.50	5	155063
41-75/65	41-75/65/3.0	2	2.15	5	177743
41-75/75	41-75/75/3.0	2	2.19	5	177752
41/21 D	41/21/2.5 D	1	1.14	5	146469
41/41-45 D	41/41/2.5 D; 41/45/3.0 D	1	2.46	5	106768
41/52 D	41/52/3.0 D	1	2.86	5	177761
41/62 D	41/62/3.0 D	1	4.00	5	155090
41-75/65 D	41-75/65/3.0 D	1	4.18	5	177770
41-75/75 D	41-75/75/3.0 D	1	4.38	5	177779