

41/21/2,0

Channel MS 41

Group: 1111

Application

Element for easily and efficiently pre-assembling crossbars, wall brackets and support structures on site or in workshops.

Scope of delivery

Double channels are joined together by clinching, guaranteeing corrosion protection at the joining.

Installation

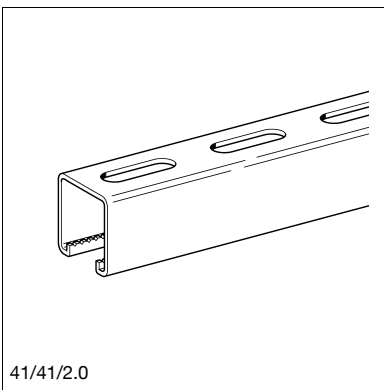
If required, channels can be joined on site using:

Slot pattern II:

Hexagon socket bolt M8 x 16, with a max. spacing of 250 mm between connecting points one point at each end.

Slot pattern III and IV:

Clamping Unit KL (for details see product).



41/41/2,0

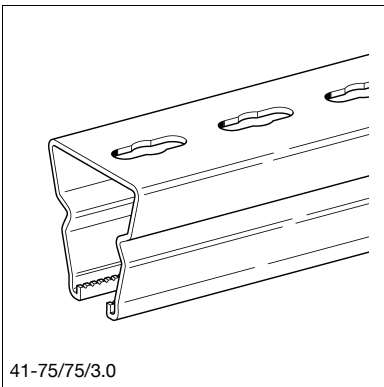
All Channels MS 41 are serrated on the inner edges and thus can be combined with many other Sikla products, e.g. Channel Nut, End Support WBD, Beam Clamp TCS 1. Particularly effective combinations are possible using other Pressix components. All 41-types except of 41/41/2.5 D can be used as guide and support channels by inserting Slide Block 41 inside the channel.

Technical Data

Material: Cold-worked steel strip 1.0350, pre-galvanised according to DIN EN 10346

For further data, please refer to the following pages.

D = Double channel



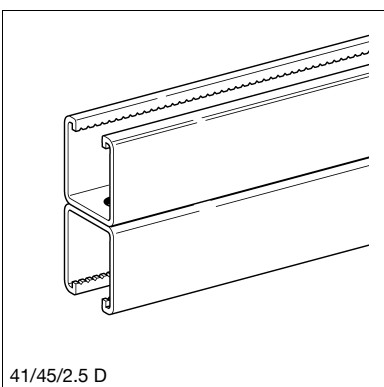
41-75/75/3,0

Approvals / Conformity



This product has been awarded the RAL quality mark "Pipe Supports" and is subject to continuous external monitoring according to RAL GZ-655.

* = no RAL quality label



41/45/2.5 D

Type	Length [m]	Weight [kg/m]	Qty. [m]	Part number
41/21/1.5	2	1.00	10	173837
41/21/1.5	6	1.00	6	173846
41/21/2.0	2	1.34	10	193686
41/21/2.0	3	1.34	3	193693
41/21/2.0	6	1.34	6	193709
41/31/2.0	2	1.55	10	198872
41/31/2.0	6	1.55	6	198889
41/41/1.5 *	6	1.45	6	195703
41/41/1.5 *	3	1.45	3	116797
41/41/1.5 *	2	1.45	10	116796
41/41/2.0	2	2.00	10	193723
41/41/2.0	3	2.00	3	193730
41/41/2.0	6	2.00	6	193747
41/41/2.5	2	2.34	10	173909
41/41/2.5	3	2.34	3	173432
41/41/2.5	6	2.34	6	166720
41/45/2.5	2	2.47	10	193754
41/45/2.5	6	2.47	6	193761
41/52/2.5	2	2.67	10	193778
41/52/2.5	6	2.67	6	193785
41/62/2.5	6	3.00	6	193792
41-75/65/3.0	6	5.00	6	173990
41-75/75/3.0	6	5.34	6	173999
41/21/2.0 D *	2	2.34	2	193808
41/21/2.0 D *	6	2.34	6	193815
41/41/2.0 D *	6	3.67	6	193822
41/41/2.5 D *	2	4.70	2	174080
41/41/2.5 D *	3	4.70	3	173441
41/41/2.5 D *	6	4.70	6	166757
41/45/2.5 D *	6	5.00	6	193839
41/52/2.5 D *	6	5.34	6	193846
41/62/2.5 D *	6	6.00	6	193853
41-75/65/3.0 D *	6	9.34	6	174152
41-75/75/3.0 D *	6	10.34	6	174161