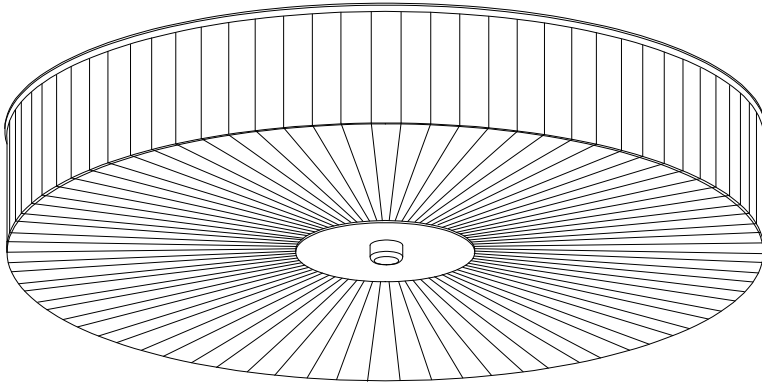


INSTRUCTION MANUAL

Model:STRING Ø40

halo
design
COPENHAGEN



3 step functionality with memory 2700K 24W

Step 1: 100% Lumen 2291

Step 2: 50% Lumen 1144

Step 3: 10% Lumen 295

Each setting will be remembered by the LED driver, if setting is kept for 10 seconds.

Eg. when leaving the light on a setting for more than 10 seconds, the light setting will be stored and start with same light setting next time light is turned on

230V. LED 24W

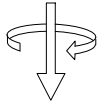
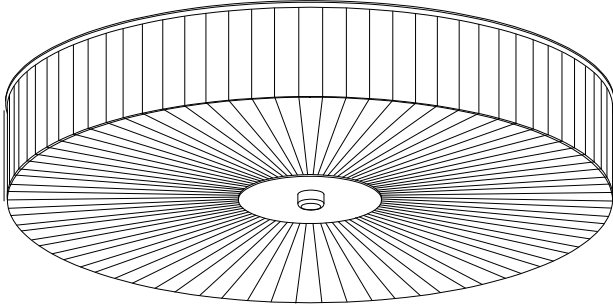


INSTRUCTION MANUAL

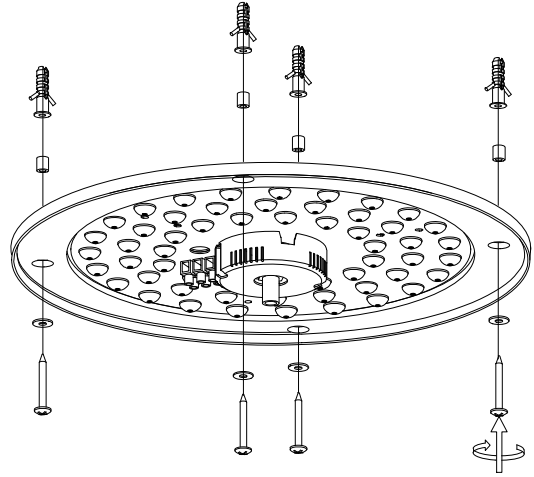
1. Follow the instruction sketch
Følg instruktionen på tegningen
2. Make sure power is OFF on the outlet, before beginning the installation
Sikr dig at strømmen er slukket, inden du påbegynder installationen
3. Insert the light bulb
Isæt lyskilden
4. Go through point 1 to 2 before connecting the lamp to the power
Gennemgå punkt 1 og 2, inden du tilslutter lampen til strømodtaget

Design and import by Halo Design, Gammelgårdsvej 85, DK-3520 Farum

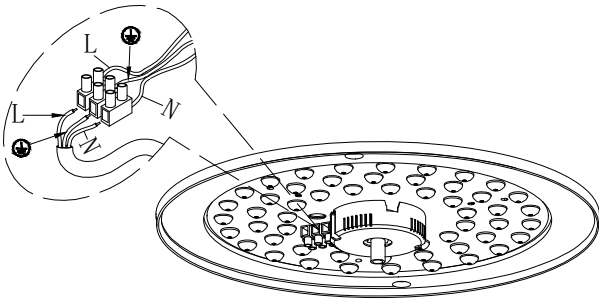
1



2



3



4

