

PRK



Plastic pipe couplings

Suitable for PEL, PEH and PEM pipes

Engineering
GREAT Solutions

PRK

This plastic pipe coupling is suitable for PEL, PEH and PEM pipes and can be used both above and underground. Its impressive list of features includes injection-moulded acetal plastic thrust screws with UV stabilizer. Resistant to sunlight, these ensure more reliable, trouble-free operation. For easier maintenance, the PRK can be dismantled and reassembled.



Key features

- > **Comprehensive and flexible range**
Ensures rapid installation.
- > **AMETAL® construction**
Dezincification-resistant alloy that guarantees a longer coupling lifetime, and lowers the risk of leakage.
- > **No loose parts**
A near-single unit construction allows for quick and easy installation.

Technical description

Application:

Polyethylene piping MDPE, LDPE and HDPE, PN 6.3 and PN 10.
For PVC pipes with special thrust screw and cone, see Accessories.
PRK-coupling with FPL thrust nut for soft and hard copper pipes and soft steel pipes. A support bush must be used for soft copper and steel pipes. See catalogue leaflet FPL for complete details.

Dimensions:

16 to 63 mm
Special couplings not included in the standard range can be produced by means of reductions.

Max. working pressure:

Same as that appropriate for the piping.
(Coupling max 1.6 MPa = 16 bar).

Max. vacuum:

99% = 750 mm Hg

Temperature:

Max. working temperature: Same as that appropriate for the piping.

Material:

Body: AMETAL® or red brass (allows underground installation).
Thrust screw: Acetal plastic
Thrust screw for dim 63, of AMETAL® with cone of Acetal plastic.

AMETAL® is the dezincification resistant alloy of IMI Hydronic Engineering.

Threads:

All bodies have pipe threads, which can be used as pipe connections.

PRK Special couplings

Special couplings

With reducer units (Article No 53 425-xxx, 53 426-xxx, 53 427-xxx) many non-standard variations can be made. Always commence sizing with the largest inlet dimension.

Examples:

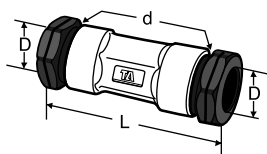
Reducing straight coupling 63 x G1 1/2:

Choose: Article No 53 402-663 and 53 425-040.

Reducing tee 63 x 32 x 63:

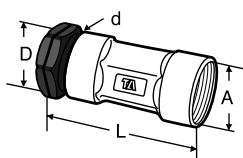
Choose: Article No 53 415-095 and 53 426-032.

Standard products – Straight



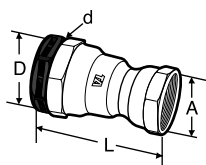
Straight coupling

D	d	L*	EAN	Article No
16	G1/2	78	7318792880803	53 401-116
20	G3/4	84	7318792880902	53 401-120
25	G1	93	7318792881107	53 401-125
32	G1 1/4	113	7318792879807	53 401-032
40	G1 1/2	120	7318792879906	53 401-040
50	G2	140	7318792880209	53 401-050
63	G2 1/2	164	7318792880506	53 401-063



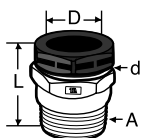
Female adapter

DxA***	d	L*	EAN	Article No
16xG1/2	G1/2	68	7318792882708	53 402-116
20xG3/4	G3/4	73	7318792882906	53 402-120
25xG1	G1	81	7318792883002	53 402-125
32xG1 1/4	G1 1/4	95	7318792881800	53 402-032
40xG1 1/2	G1 1/2	100	7318792881909	53 402-040
50xG2	G2	117	7318792882104	53 402-050
63xG2 1/2	G2 1/2	134	7318792882401	53 402-063



Reducing female adapter

DxA***	d	L*	EAN	Article No
20xG1/2	G3/4	71	7318792883507	53 402-720
25xG3/4	G1	77	7318792883606	53 402-725
32xG3/4	G1 1/4	92	7318792882005	53 402-043
32xG1	G1 1/4	92	7318792883101	53 402-632
40xG1	G1 1/2	97	7318792881701	53 402-010
40xG1 1/4	G1 1/2	101	7318792883200	53 402-640
50xG1 1/4	G2	111	7318792882500	53 402-078
50xG1 1/2	G2	111	7318792883309	53 402-650
63xG2	G2 1/2	130	7318792883408	53 402-663



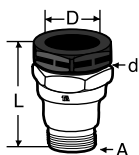
Male adapter

DxA**	d	L*	EAN	Article No
16xR1/2	G1/2	40	7318792884504	53 403-116
20xR3/4	G3/4	45	7318792884603	53 403-120
25xR1	G1	51	7318792884702	53 403-125
32xR1 1/4	G1 1/4	60	7318792884207	53 403-032
40xR1 1/2	G1 1/2	64	7318792884306	53 403-040
50xR2	G2	73	7318792884405	53 403-050

*) L refers to mounted coupling.

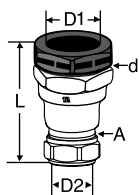
**) Male short conical thread.

***) Connects to plastic pipe with thrust screw 53 431.



Reducing male adapter

DxA**	d	L*	EAN	Article No
20xR1/2	G3/4	58	7318792885303	53 403-720
25xR3/4	G1	64	7318792885402	53 403-725
32xR3/4	G1 1/4	75	7318792884009	53 403-006
32xR1	G1 1/4	77	7318792884900	53 403-632
40xR1	G1 1/2	83	7318792884108	53 403-010
40xR1 1/4	G1 1/2	83	7318792885006	53 403-640
50xR1 1/2	G2	92	7318792885105	53 403-650
63xR2	G2 1/2	109	7318792885204	53 403-663



Straight coupling with FPL

Incl. reinforcing bush for MDPE pipe PN 6.3 (red).

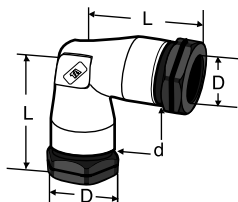
D1xD2	d	A	L*	EAN	Article No
32x22	G1 1/4	M28x1,5	88	7318793885708	53 403-232
40x28	G1 1/2	M34x1,5	99	7318793857705	53 403-240

*) L refers to mounted coupling.

**) Male short conical thread.

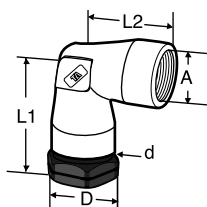
***) Connects to plastic pipe with thrust screw 53 431.

Standard products – Elbow



Elbow

D	d	L*	EAN	Article No
16	G1/2	47	7318792886706	53 404-116
20	G3/4	53	7318792886805	53 404-120
25	G1	60	7318792886904	53 404-125
32	G1 1/4	73	7318792886300	53 404-032
40	G1 1/2	82	7318792886409	53 404-040
50	G2	96	7318792886508	53 404-050
63	G2 1/2	115	7318792886607	53 404-063



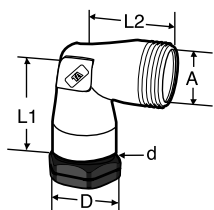
Female elbow

DxA***	d	L1*	L2*	EAN	Article No
16xG1/2	G1/2	47	37	7318792888205	53 405-116
20xG3/4	G3/4	53	41	7318792888304	53 405-120
25xG1	G1	60	47	7318792888403	53 405-125
32xG1 1/4	G1 1/4	73	55	7318792887802	53 405-032
40xG1 1/2	G1 1/2	82	61	7318792887901	53 405-040
50xG2	G2	96	73	7318792888007	53 405-050
63xG2 1/2	G2 1/2	115	85	7318792888106	53 405-063

*) L, L1, L2 refers to mounted coupling.

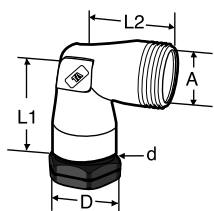
**) Male short conical thread.

***) Connects to plastic pipe with thrust screw 53 431.



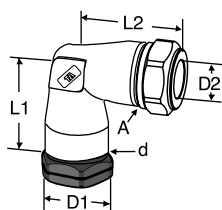
Male elbow

DxA**	d	L1*	L2*	EAN	Article No
16xR1/2	G1/2	47	30	7318792889905	53 406-116
20xR3/4	G3/4	53	35	7318792890000	53 406-120
25xR1	G1	60	40	7318792890109	53 406-125
32xR1 1/4	G1 1/4	73	48	7318792889509	53 406-032
40xR1 1/2	G1 1/2	82	50	7318792889608	53 406-040
50xR2	G2	96	60	7318792889707	53 406-050



Reducing male elbow

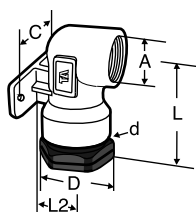
DxA**	d	L1*	L2*	EAN	Article No
32xR3/4	G1 1/4	73	48	7318792889103	53 406-006
32xR1	G1 1/4	73	48	7318792889202	53 406-007
40xR1	G1 1/2	82	50	7318792889301	53 406-010
40xR1 1/4	G1 1/2	82	50	7318792889400	53 406-011
63xR2	G2 1/2	115	70	7318792890208	53 406-663



Elbow with FPL

Incl. reinforcing bush for MDPE pipe PN 6.3 (red).

D1xD2	d	A	L1*	L2*	EAN	Article No
32x22	G1 1/4	M28x1,5	69	61	7318793885807	53 406-232
40x28	G1 1/2	M34x1,5	82	66	7318793857804	53 406-240



Female elbow with wallplate

Nickel-plated

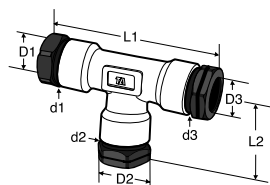
DxA***	d	L*	L2	C/C	EAN	Article No
16 x G1/2	G1/2	57	21	40	7318792900204	53 418-716
20 x G1/2	G3/4	57	21	40	7318792900303	53 418-720
25 x G3/4	G1	61	25	40	7318792900402	53 418-725

*) L, L1, L2 refers to mounted coupling.

**) Male short conical thread.

***) Connects to plastic pipe with thrust screw 53 431.

Standard products – Tee

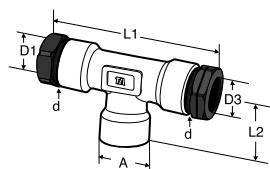


Tee

D1xD2xD3	d1xd2xd3	L1*	L2*	EAN	Article No
16	G1/2	94	47	7318792896804	53 410-116
20	G3/4	105	53	7318792897108	53 410-120
25	G1	119	60	7318792897306	53 410-125
32	G1 1/4	146	73	7318792891007	53 410-032
40	G1 1/2	162	82	7318792891403	53 410-040
40 x 32	G1 1/2 x G1 1/4	162	80	7318792893001	53 410-062
50	G2	190	96	7318792892202	53 410-050
50 x 40	G2 x G1 1/2	190	95	7318792894503	53 410-079
63	G2 1/2	230	115	7318792893100	53 410-063
63 x 40	G2 1/2 x G1 1/2	200	94	7318792895708	53 410-093

1) Reducing Tee

When dimensions 1 and 3 are the same, only 1 is given.



Female tee

D1xA***xD3	d	L1*	L2	EAN	Article No
16 x G1/2	G1/2	94	37	7318792899508	53 415-116
20 x G3/4	G3/4	105	41	7318792899607	53 415-120
25 x G1	G1	119	47	7318792899805	53 415-125
32 x G1 1/4	G1 1/4	146	55	7318792898600	53 415-032
40 x G1 1/2	G1 1/2	162	61	7318792898709	53 415-040
50 x G2	G2	190	73	7318792899003	53 415-050
63 x G2 1/2	G2 1/2	230	85	7318792899102	53 415-063
63 x G1 1/2	G1 1/2	233	85	7318792899409	53 415-095

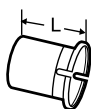
1) Reducing Tee

When dimensions 1 and 3 are the same, only 1 is given.

*) L1, L2 refers to mounted coupling.

**) Connects to plastic pipe with thrust screw 53 431.

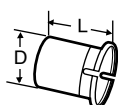
Accessories



Reinforcing bush

For MDPE pipe PN 6.3 (red)

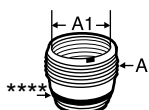
Dy	L	EAN	Article No
25	32	7318792900808	53 420-025
32	37	7318792900907	53 420-032
40	38	7318792901003	53 420-040
50	45	7318792901102	53 420-050
63	50	7318792901201	53 420-063



Reinforcing bush

For PE pipe PN 10/12 (blue)

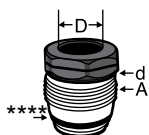
Dy	D	L	EAN	Article No
16	10,8	28	7318792901300	53 420-316
20	14,8	30	7318792901409	53 420-320
25	19,8	32	7318792901508	53 420-325
32	25,2	37	7318792901607	53 420-332
40	31,4	38	7318792901706	53 420-340
50	39,6	45	7318792901805	53 420-350



Reducer, male x female

A	A1	EAN	Article No
G3/4	G1/2	7318792902604	53 425-016
G1	G1/2	7318792903205	53 425-615
G1	G3/4	7318792902703	53 425-020
G1 1/4	G3/4	7318792903304	53 425-620
G1 1/4	G1	7318792902802	53 425-025
G1 1/2	G1	7318792903403	53 425-625
G1 1/2	G1 1/4	7318792902901	53 425-032
G2	G1 1/4	7318792903502	53 425-632
G2	G1 1/2	7318792903007	53 425-040
G2 1/2	G1 1/2	7318792903601	53 425-640
G2 1/2	G2	7318792903106	53 425-050

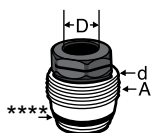
****) O-ring sealing



Male reducer with thrust screw

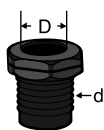
A	D	d	EAN	Article No
G3/4	16	G1/2	7318792904004	53 426-016
G1	20	G3/4	7318792904103	53 426-020
G1 1/4	25	G1	7318792904202	53 426-025
G1 1/2	32	G1 1/4	7318792904301	53 426-032
G2	40	G1 1/2	7318792904400	53 426-040
G2 1/2	50	G2	7318792904509	53 426-050

****) O-ring sealing


Male two step reducer with thrust screw

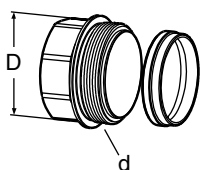
A	D	d	EAN	Article No
G1	16	G1/2	7318792904608	53 427-016
G1 1/4	20	G3/4	7318792904707	53 427-020
G1 1/2	25	G1	7318792904806	53 427-025
G2	32	G1 1/4	7318792904905	53 427-032
G2 1/2	40	G1 1/2	7318792905001	53 427-040

****) O-ring sealing


Thrust screw for PE pipe

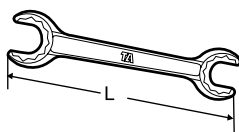
Acetal plastic

D	d	EAN	Article No
16	G1/2	7318792905209	53 431-016
20	G3/4	7318792905308	53 431-020
25	G1	7318792905407	53 431-025
32	G1 1/4	7318792905506	53 431-032
40	G1 1/2	7318792905605	53 431-040
50	G2	7318792905704	53 431-050
AMETAL®			
63	G2 1/2	7318792905803	53 431-063


Thrust screw and cone for PVC pipe

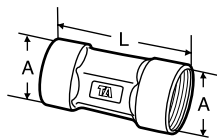
AMETAL®

D	d	EAN	Article No
32	G1 1/4	7318792906305	53 431-632
40	G1 1/2	7318792906404	53 431-640
50	G2	7318792906503	53 431-650
63	G2 1/2	7318792906602	53 431-663


Installation wrench

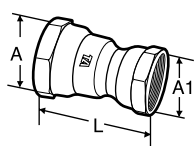
Dim	L	EAN	Article No
20 - 25	224	7318793797308	53 499-020
32 - 40	280	7318792913402	53 499-032
50 - 63	380	7318792913501	53 499-050

PRK Bodies – Straight



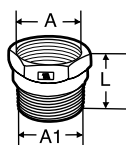
Straight, female

A	L	EAN	Article No
G1/2	58	7318792908309	53 451-116
G3/4	61	7318792908408	53 451-120
G1	68	7318792908507	53 451-125
G1 1/4	77	7318792907906	53 451-032
G1 1/2	79	7318792908002	53 451-040
G2	94	7318792908101	53 451-050
G2 1/2	104	7318792908200	53 451-063



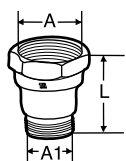
Straight reducer, female

A	A1	L	EAN	Article No
G3/4	G1/2	60	7318792909009	53 451-720
G1	G3/4	65	7318792909108	53 451-725
G1 1/4	G1	74	7318792908606	53 451-632
G1 1/2	G1	76	7318792907807	53 451-010
G1 1/2	G1 1/4	80	7318792908705	53 451-640
G2	G1 1/2	88	7318792908804	53 451-650
G2 1/2	G2	100	7318792908903	53 451-663



Straight, female x male

A	A1**	L	EAN	Article No
G1/2	R1/2	30	7318792912504	53 458-116
G3/4	R3/4	33	7318792912603	53 458-120
G1	R1	38	7318792912702	53 458-125
G1 1/4	R1 1/4	42	7318792912207	53 458-032
G1 1/2	R1 1/2	43	7318792912306	53 458-040
G2	R2	50	7318792912405	53 458-050

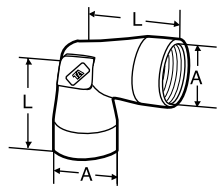


Straight reducer, female x male

A	A1**	L	EAN	Article No
G3/4	R1/2	46	7318792913204	53 458-720
G1	R3/4	51	7318792913303	53 458-725
G1 1/4	R3/4	57	7318792912009	53 458-006
G1 1/4	R1	59	7318792912801	53 458-632
G1 1/2	R1	62	7318792912108	53 458-010
G1 1/2	R1 1/4	62	7318792912900	53 458-640
G2	R1 1/2	69	7318792913006	53 458-650
G2 1/2	R2	79	7318792913105	53 458-663

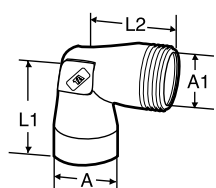
***) Male short conical thread.

PRK Bodies – Elbow



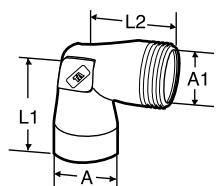
Elbow female

A	L	EAN	Article No
G1/2	37	7318792910401	53 454-116
G3/4	41	7318792910500	53 454-120
G1	47	7318792910609	53 454-125
G1 1/4	55	7318792910005	53 454-032
G1 1/2	61	7318792910104	53 454-040
G2	73	7318792910203	53 454-050
G2 1/2	85	7318792910302	53 454-063



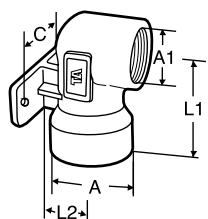
Elbow, female x male

A	A1**	L1	L2	EAN	Article No
G1/2	R1/2	37	30	7318792911408	53 455-116
G3/4	R3/4	41	35	7318792911507	53 455-120
G1	R1	47	40	7318792911606	53 455-125
G1 1/4	R1 1/4	55	48	7318792911101	53 455-032
G1 1/2	R1 1/2	60	50	7318792911200	53 455-040
G2	R2	73	60	7318792911309	53 455-050



Elbow reducer, female x male

A	A1**	L1	L2	EAN	Article No
G1 1/4	R3/4	55	48		53 455-006
G1 1/4	R1	55	48	7318792910807	53 455-007
G1 1/2	R1	60	50	7318792910906	53 455-010
G1 1/2	R1 1/4	60	50	7318792911002	53 455-011
G2 1/2	R2	85	70	7318792911705	53 455-663



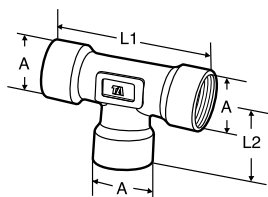
Elbow with wall plate, female

Nickel-plated

A	A1	L1	L2	C	EAN	Article No
G3/4	G1/2	45	21	40	7318792911804	53 456-720
G1	G3/4	48	25	40	7318792911903	53 456-725

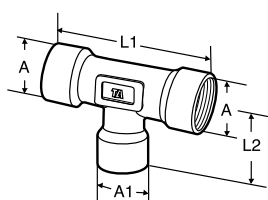
**) Male short conical thread.

PRK Bodies – Tee



Tee, female

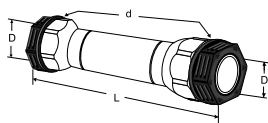
A	L1	L2	EAN	Article No
G1/2	74	37	7318792909702	53 452-116
G3/4	82	41	7318792909801	53 452-120
G1	94	47	7318792909900	53 452-125
G1 1/4	110	55	7318792909207	53 452-032
G1 1/2	121	61	7318792909306	53 452-040
G2	146	73	7318792909405	53 452-050
G2 1/2	170	85	7318792909504	53 452-063



Tee female, reducing thread on branch

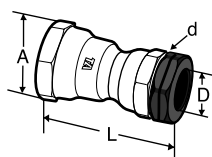
A	A1	L1	L2	EAN	Article No
G2 1/2	G1 1/2	140	73	7318792909603	53 452-093

PRK – For renovation



Sliding straight coupling

D	d	L*	EAN	Article No
25	G1	150	7318793974105	53 423-025
32	G1 1/4	170	7318792901904	53 423-032
40	G1 1/2	179	7318792902000	53 423-040
50	G2	193	7318792902109	53 423-050
63	G2 1/2	230	7318792902208	53 423-063



Reliner coupling

(w/o stop) female straight coupling

A** x D	d	L*	EAN	Article No
G1 1/4x25	G1	73	7318792902406	53 423-532
G1 1/2x25	G1	89	7318792902307	53 423-510
G1 1/2x32	G1 1/4	98	7318792902505	53 423-540

*) L refers to mounted coupling.

**) Connects to plastic pipe with thrust screw 53 431.

