




A new  
lightweight  
enters the ring

PP-V Backing Flange

# Strong arguments



## Round 1

### Flawless technology

#### V-groove

The PP-V backing flange has a patent pending V-shaped groove in the inner diameter. This groove ensures that force is distributed evenly on the flange adapter when mounting so that the flange can't «tilt». This plastic-oriented design prevents the piping components in a flange connection from «creeping», as is often the case in connection with steel flanges.

The V-groove also maintains a longer lasting torque on the collar. What this means for you is a better flange connection.

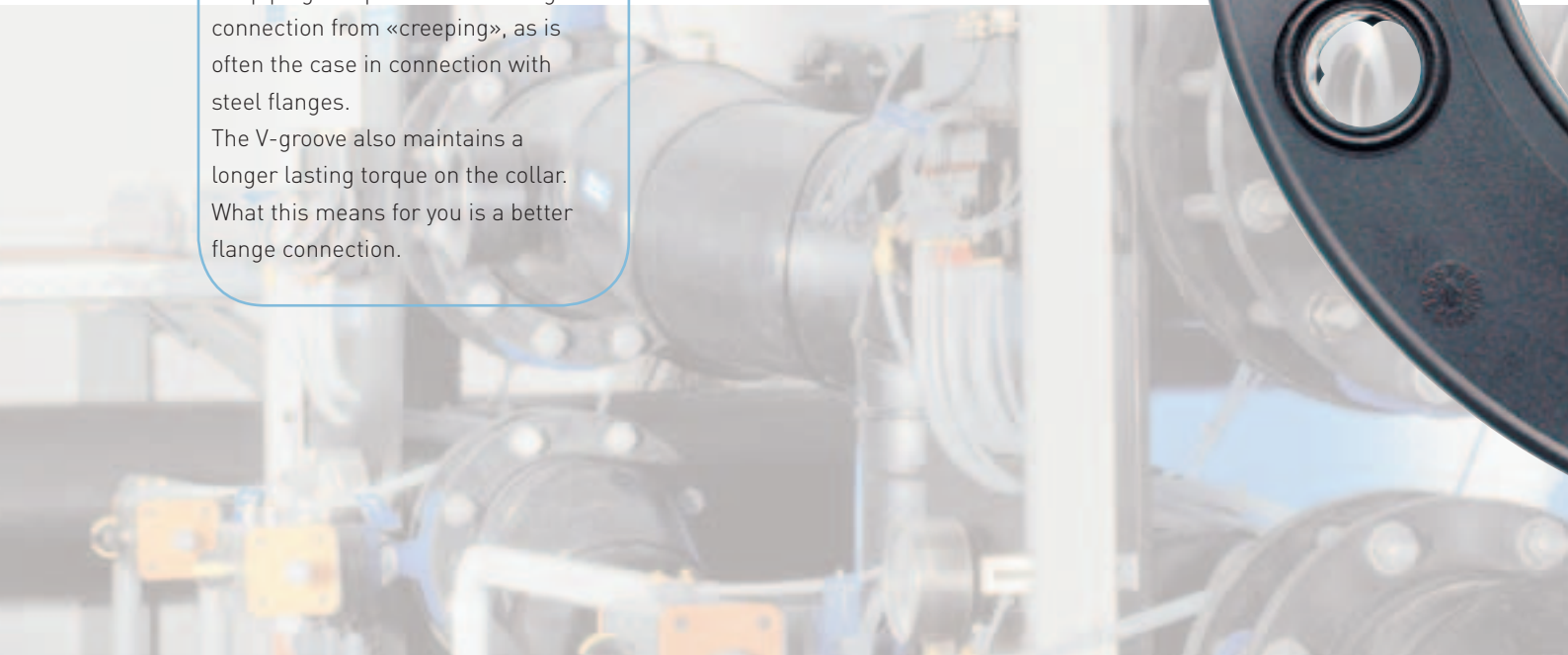
## Round 2

### Lightweight

#### Logistics and Handling

Use the «hefty» advantages of the new PP-V backing flange to your benefit!

Thanks to its clever design, the «V-flange» only weighs a third of a regular flange (e.g. with steel core). Transport costs can be cut in half. This saves you money and protects the environment as well (ISO14001)!



# PP-V Backing Flange – in plastic

The PP-V backing flange from Georg Fischer is a state-of-the-art, corrosion-free, all-plastic flange, made of fiberglass-reinforced polypropylene PP-H. This flange was developed for conveying aggressive media, in applications where safety, reliability and longevity are of primary importance.



## Round 3

### All classes of plastic

#### Application areas

The PP-V backing flange can be used at ambient temperatures of up to 80 °C. The temperature of the medium is restricted by the material of the plastic piping system, i.e. PVC-U, PVC-C, ABS, PP-H or PE100. For systems which require steam sterilization (up to 135 °C), for example PVDF, the ambient temperature should not exceed 40 °C. The PP-V backing flange is stabilised against ultra violet radiation for extended service life, especially when installed outdoors.

## Round 4

### Safety first

#### Resistance to corrosion and hydrolysis

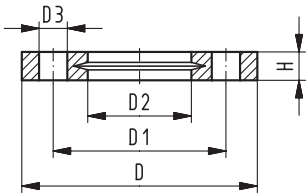
The innovative design in fiberglass-reinforced polypropylene homopolymer provides you with the reassurance of a very broad range of chemical resistance in your plastic piping system for aggressive media. The hydrolysis resistance – another advantage of the «V-flange» – makes it possible for you to build this flange into applications for which the traditional polyester flange would be unsuitable.

Free of joining seams, the PP-V demonstrates very little internal stress. Therefore, the risk of stress cracking corrosion is much reduced. You can depend on the «V-flange» in every situation!





# The right size for every challenge

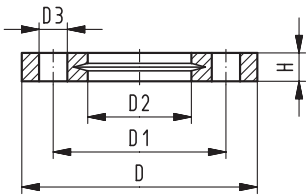


## Butt fusion systems metric

Connection dimensions according to ISO 7005, EN1092, DIN 2501; bolt circle PN10

d	DN	inch	PN	Code	D	D1	D2	D3	H	AL	SC	kg
20	15		16	727 700 406	95	65	28	14	16	4	M12	0.08
25	20		16	727 700 407	105	75	34	14	17	4	M12	0.12
32	25		16	727 700 408	115	85	42	14	18	4	M12	0.15
40	32		16	727 700 409	140	100	51	18	20	4	M16	0.25
50	40		16	727 700 410	150	110	62	18	22	4	M16	0.30
63	50		16	727 700 411	165	125	78	18	24	4	M16	0.38
75	65		16	727 700 412	185	145	92	18	26	4	M16	0.52
90	80		16	727 700 513	200	160	108	18	27	8	M16	0.57
110	100		16	727 700 514	220	180	128	18	28	8	M16	0.67
125	100		16	727 700 515	220	180	135	18	28	8	M16	0.63
140	125		16	727 700 516	250	210	158	18	30	8	M16	0.86
160	150	6	16	727 700 517	285	241	178	22	32	8	M20	1.20
180	150		16	727 700 518	285	240	188	22	32	8	M20	1.10
200	200	[8]	16	727 700 519	340	296,5	235	22	34	8	M20	1.59
225	200	8	16	727 700 520	340	296,5	238	22	34	8	M20	1.55
250	250		16	727 700 521	395	350	288	22	38	12	M20	2.13
280	250		16	727 700 522	395	350	294	22	38	12	M20	2.02
315	300		16	727 700 523	445	400	338	22	42	12	M20	2.74

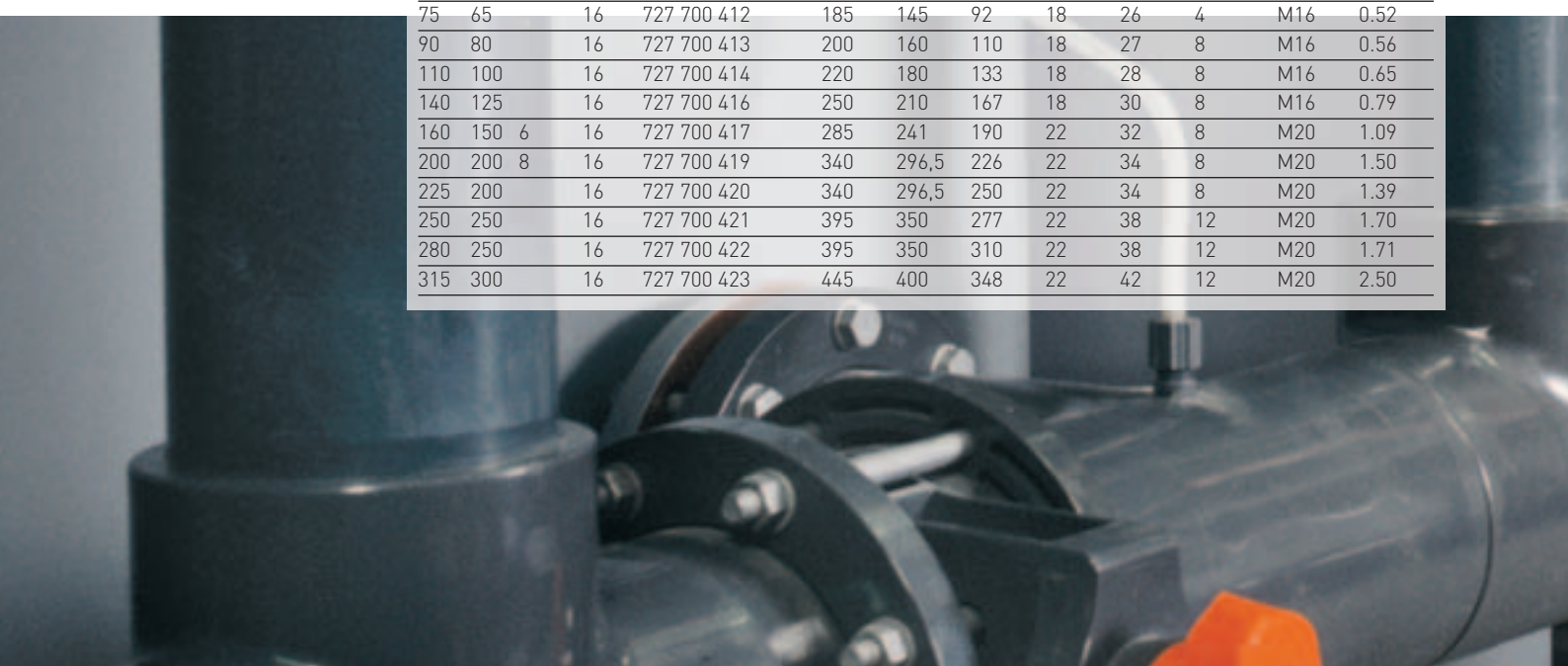
The technical data is not binding and not an expressly warranted characteristic of the goods. It is subject to change. Please consult our General Conditions of Supply.



## Socket systems metric

Connection dimensions according to ISO 7005, EN1092, DIN 2501; bolt circle PN10

d	DN	inch	PN	Code	D	D1	D2	D3	H	AL	SC	kg
20	15		16	727 700 406	95	65	28	14	16	4	M12	0.08
25	20		16	727 700 407	105	75	34	14	17	4	M12	0.12
32	25		16	727 700 408	115	85	42	14	18	4	M12	0.15
40	32		16	727 700 409	140	100	51	18	20	4	M16	0.25
50	40		16	727 700 410	150	110	62	18	22	4	M16	0.30
63	50		16	727 700 411	165	125	78	18	24	4	M16	0.38
75	65		16	727 700 412	185	145	92	18	26	4	M16	0.52
90	80		16	727 700 413	200	160	110	18	27	8	M16	0.56
110	100		16	727 700 414	220	180	133	18	28	8	M16	0.65
140	125		16	727 700 416	250	210	167	18	30	8	M16	0.79
160	150	6	16	727 700 417	285	241	190	22	32	8	M20	1.09
200	200	8	16	727 700 419	340	296,5	226	22	34	8	M20	1.50
225	200		16	727 700 420	340	296,5	250	22	34	8	M20	1.39
250	250		16	727 700 421	395	350	277	22	38	12	M20	1.70
280	250		16	727 700 422	395	350	310	22	38	12	M20	1.71
315	300		16	727 700 423	445	400	348	22	42	12	M20	2.50





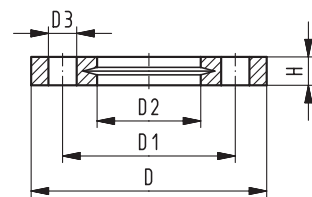
## Round 5 Extensive range of products

Take advantage of our large selection of products. Backing flanges with metric or inch dimensions are available ex stock.

### Butt fusion systems inch/ANSI

Connection dimensions according to ANSI B 16.5, ASTM D 4024; bolt circle class 150

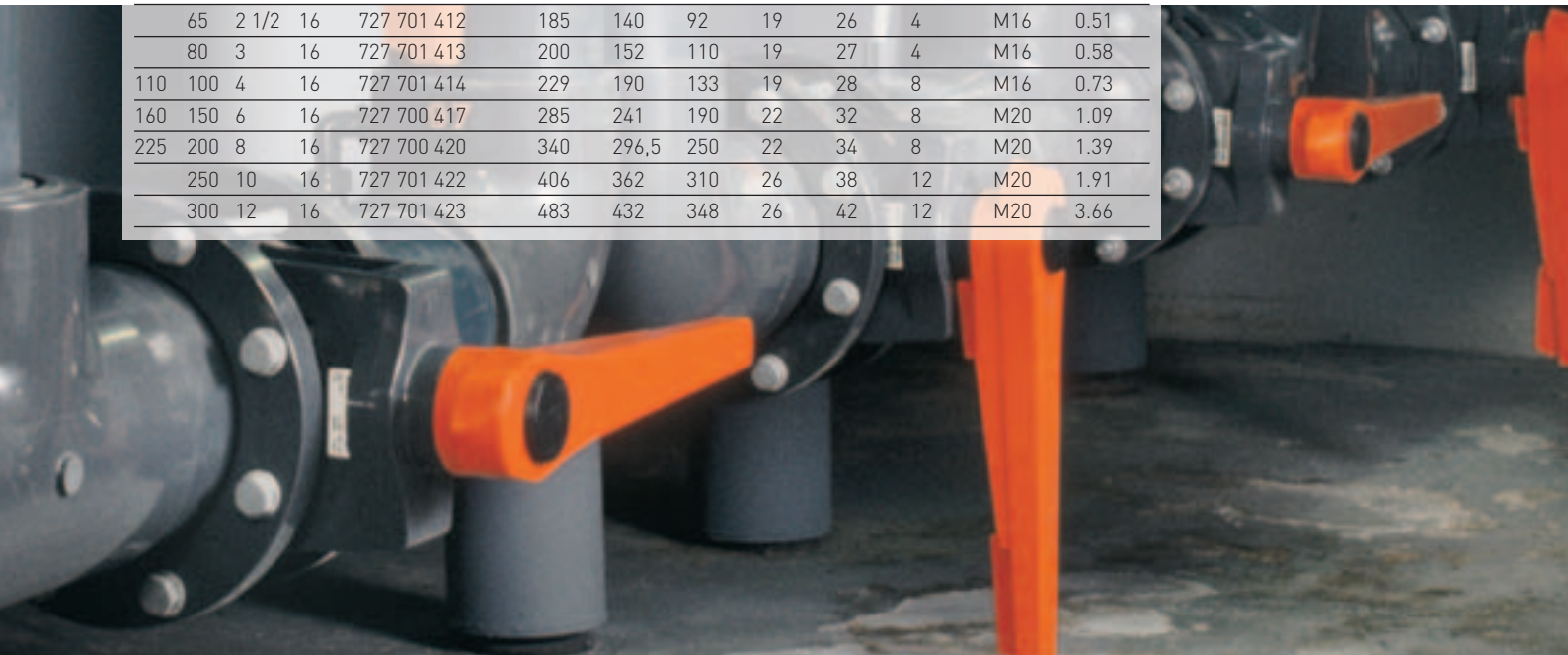
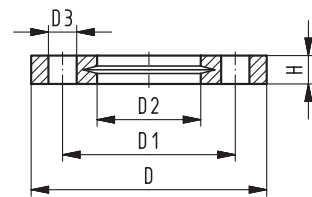
d	DN	inch	PN	Code	D	D1	D2	D3	H	AL	SC	kg
15	1/2	16	727 701 406	95	60	28	16	16	4	M12	0.08	
20	3/4	16	727 701 407	105	70	34	16	17	4	M12	0.12	
25	1	16	727 701 408	115	79	42	16	18	4	M12	0.15	
32	1 1/4	16	727 701 409	140	89	51	16	20	4	M16	0.25	
40	1 1/2	16	727 701 410	150	98	62	16	22	4	M16	0.31	
50	2	16	727 701 411	165	121	78	19	24	4	M16	0.38	
65	2 1/2	16	727 701 412	185	140	92	19	26	4	M16	0.51	
80	3	16	727 701 513	200	152	108	19	27	4	M16	0.59	
110	100	4	16	727 701 514	229	190	128	19	28	8	M16	0.76
160	150	6	16	727 700 517	285	241	178	22	32	8	M20	1.20
200	200	(8)	16	727 700 519	340	296,5	235	22	34	8	M20	1.59
225	200	8	16	727 700 520	340	296,5	238	22	34	8	M20	1.55
	250	(10)	16	727 700 521	406	296,5	288	26	38	12	M20	1.80
(280)	250	10	16	727 701 522	406	362	294	26	38	12	M20	2.23
	300	12	16	727 701 523	483	432	338	26	42	12	M20	3.90



### Socket systems inch/ANSI

Connection dimensions according to ANSI B 16.5, ASTM D 4024; bolt circle class 150

d	DN	inch	PN	Code	D	D1	D2	D3	H	AL	SC	kg
15	1/2	16	727 701 406	95	60	28	16	16	4	M12	0.08	
20	3/4	16	727 701 407	105	70	34	16	17	4	M12	0.12	
25	1	16	727 701 408	115	79	42	16	18	4	M12	0.15	
32	1 1/4	16	727 701 409	140	89	51	16	20	4	M16	0.25	
40	1 1/2	16	727 701 410	150	98	62	16	22	4	M16	0.31	
50	2	16	727 701 411	165	121	78	19	24	4	M16	0.38	
65	2 1/2	16	727 701 412	185	140	92	19	26	4	M16	0.51	
80	3	16	727 701 413	200	152	110	19	27	4	M16	0.58	
110	100	4	16	727 701 414	229	190	133	19	28	8	M16	0.73
160	150	6	16	727 700 417	285	241	190	22	32	8	M20	1.09
225	200	8	16	727 700 420	340	296,5	250	22	34	8	M20	1.39
	250	10	16	727 701 422	406	362	310	26	38	12	M20	1.91
	300	12	16	727 701 423	483	432	348	26	42	12	M20	3.66

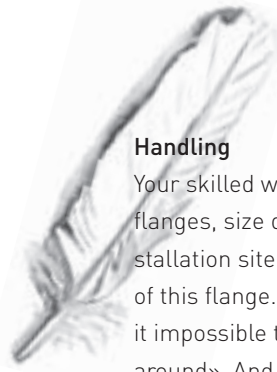


# Support and timing must be right

## Round 6

### Tailored to your needs

The PP-V backing flange was developed with your requirements in mind. From warehouse picking to tightening the screws, we have added value for you.



#### Handling

Your skilled workers can easily carry 10 flanges, size d280(!), at a time to the installation site – thanks to the lighter weight of this flange. The symmetric design makes it impossible to install it «the wrong way around». And there is the additional security of being able to read all the important information, such as manufacturer, dimensions, standards, system type and material, even after installation.

#### Installation

Positioning cams make it easier to center the «V-flange» on the collar. This leaves the bolt holes free so that you can insert the bolts without any hindrance.

#### Bolt retainer

Small retainers in the bolt holes also help to hold the bolts firmly in place. This feature is especially useful in vertical pipes and enables quicker installation.



#### Pictograph

It is easy to recognize whether the flanges are for socket systems or butt fusion systems, even while they are still on the shelf.



Butt fusion system



Socket system







## Round 7

### The team behind you

The Georg Fischer team stands behind you at all times. Whether in the planning phase, during installation or after your piping system has already started operation – we are there for you in your area. Worldwide!

### Training and support

A part of the Georg Fischer scope of performance, besides the high quality products, is the professional training and support by experienced specialists.



### Environment

Georg Fischer aims to provide its services always in an environmentally friendly manner, to promote the environmental awareness of its employees, and to certify all its production and logistics operations worldwide. Parallel to this, Georg Fischer invests in the development of environmentally friendly products. Once a piping system has fulfilled its purpose and needs to be dismantled, there is no need to worry about your PP-V flange. The raw materials can be recycled or disposed of without endangering the environment.





## The champion

### Australia

George Fischer Pty Ltd  
Kingsgrove NSW 2008  
Phone +61(0)2/95 54 39 77  
sales@georgefischer.com.au  
www.georgefischer.com.au

### Austria

Georg Fischer  
Rohrleitungssysteme GmbH  
3130 Herzogenburg  
Phone +43(0)2782/856 43-0  
office@georgfischer.at  
www.georgfischer.at

### Belgium/Luxembourg

Georg Fischer NV/SA  
1070 Bruxelles/Brüssel  
Phone +32(0)2/556 40 20  
info.be@be.piping.georgfischer.com  
www.georgfischer.be

### Brazil

George Fischer Ltda  
04795-100 São Paulo  
Phone +55(0)11/5687 1311

### China

Georg Fischer Piping Systems Ltd Shanghai  
Pudong, Shanghai 201319  
Phone +86(0)21/58 13 33 33  
info@cn.piping.georgfischer.com  
www.cn.piping.georgfischer.com

### Denmark/Iceland

Georg Fischer A/S  
2630 Taastrup  
Phone +45 (0)70 22 19 75  
info@dk.piping.georgfischer.com  
www.georgfischer.dk

### France

Georg Fischer S.A.S.  
93208 Saint-Denis Cedex 1  
Phone +33(0)1/492 21 34 1  
info@georgfischer.fr  
www.georgfischer.fr

### Germany

Georg Fischer GmbH  
73095 Albershausen  
Phone +49(0)7161/302-0  
info@georgfischer.de  
www.vgd.georgfischer.de

Georg Fischer DEKA GmbH  
35232 Dautphetal-Mornshausen  
Phone +49(0)6468/915-0  
info@dekapipe.de  
www.dekapipe.de

### Greece

Georg Fischer S.p.A.  
10434 Athens  
Phone +30(0)1/882 04 91  
office@piping-georgfischer.gr

### India

George Fischer Piping Systems Ltd  
400 093 Mumbai  
Phone +91(0)22/2820 2362  
branchoffice@georgefischer.net

### Italy

Georg Fischer S.p.A.  
20063 Cernusco S/N (MI)  
Phone +3902/921 861  
office@piping.georgfischer.it  
www.georgfischer.it

### Japan

Georg Fischer Ltd  
556-0011 Osaka,  
Phone +81(0)6/6635 2691  
info@georgfischer.jp  
www.georgfischer.jp

### Malaysia

Georg Fischer (M) Sdn. Bhd.  
47500 Subang Jaya  
Phone +60 (0)3-8024 7879  
conne.kong@georgfischer.com.my

### Netherlands

Georg Fischer N.V.  
8161 PA Epe  
Phone +31(0)578/678 222  
info.vgnl@nl.piping.georgfischer.com  
www.georgfischer.nl

### Norway

Georg Fischer AS  
1351 Rud  
Phone +47(0)67 18 29 00  
info@no.piping.georgfischer.com  
www.georgfischer.no

### Poland

Georg Fischer Sp. z o.o.  
02-226 Warszawa  
Phone +48(0)22/313 10 50  
www.georgfischer.pl

### Romania

Georg Fischer  
Rohrleitungssysteme AG  
70000 Bucharest - Sector 1  
Phone +40(0)1/222 91 36  
office@georgfischer.ro

### Singapore

George Fischer Pte Ltd  
417 845 Singapore  
Phone +65(0)67 47 06 11  
info@georgefischer.com.sg  
www.georgefischer.com.sg

### Spain/Portugal

Georg Fischer S.A.  
28046 Madrid  
Phone +34(0)91/781 98 90  
info@georgfischer.es  
www.georgfischer.es

### Sweden / Finland

Georg Fischer AB  
12523 Älvsjö-Stockholm  
Phone +46(0)8/506 775 00  
info@georgfischer.se  
www.georgfischer.se

### Switzerland

Georg Fischer Rohrleitungssysteme (Schweiz) AG  
8201 Schaffhausen  
Phone +41(0)52 631 30 26  
info@rohrleitungssysteme.georgfischer.ch  
www.piping.georgfischer.ch

### United Kingdom/Ireland

George Fischer Sales Limited  
Coventry, CV2 2ST  
Phone +44(0)2476 535 535  
info@georgefischer.co.uk  
www.georgefischer.co.uk

### USA/Canada/Latin America/Caribbean

George Fischer Inc.  
Tustin, CA 92780-7258  
Phone +1(714) 731 88 00, Toll Free 800/854 40 90  
info@us.piping.georgfischer.com  
www.us.piping.georgfischer.com

### Export

Georg Fischer Rohrleitungssysteme (Schweiz) AG  
8201 Schaffhausen  
Phone +41(0)52 631 11 11  
export@piping.georgfischer.com  
www.piping.georgfischer.com