



AT + 6 X 36 WS




Ø del Cab. mm	Ø Alambre ext. mm	Sección metálica mm <sup>2</sup>	Carga de Rotura min. kg. F			Peso Kg./mt
			180 kg/mm <sup>2</sup>	200 kg/mm <sup>2</sup>	220 kg/mm <sup>2</sup>	
8	0,45	25,90	3.870	4.300	4.730	0,240
10	0,56	39,79	5.960	6.622	7.284	0,380
12	0,68	58,69	8.580	9.533	10.487	0,540
14	0,79	79,75	11.640	12.933	14.227	0,740
16	0,90	103,90	15.210	16.900	18.590	0,970
18	1,02	133,30	19.240	21.378	23.516	1,230
20	1,13	163,40	23.760	26.400	29.040	1,520
22	1,24	197,30	28.750	31.944	35.139	1,840
24	1,35	233,70	34.205	38.006	41.806	2,190
26	1,47	277,00	40.150	44.611	49.072	2,570
28	1,57	321,90	45.560	50.622	55.684	2,980
30	1,69	367,10	53.450	59.389	65.328	3,390
32	1,80	413,80	60.810	67.567	74.323	3,890

AT + 6 x 36 WS compacto con alma en polipropilene




Ø del Cab. mm	Ø Alambre ext. mm	Sección metálica mm <sup>2</sup>	Carga de Rotura min. kg. F			Peso Kg./mt
			180 kg/mm <sup>2</sup>	200 kg/mm <sup>2</sup>	220 kg/mm <sup>2</sup>	
16	0,96	114,29	16.722	18.580	20.438	1,023
18	1,09	146,63	21.164	23.515	25.867	1,320
20	1,20	179,74	26.128	29.031	31.934	1,595
22	1,32	217,03	31.615	35.128	38.641	1,925
24	1,44	257,07	37.624	41.805	45.985	2,297
26	1,56	304,70	44.156	49.063	53.969	2,696
28	1,68	354,09	51.211	56.901	62.591	3,126
30	1,80	403,81	58.788	65.320	71.852	3,589
32	1,92	455,18	66.888	74.320	81.752	4,083
34	2,04	523,49	75.510	83.900	92.290	4,610
36	2,16	586,89	84.655	94.061	103.467	5,168
38	2,28	653,92	94.322	104.803	115.283	5,758
40	2,40	724,56	104.512	116.125	127.737	6,380
42	2,52	798,83	115.225	128.028	140.830	7,034
44	2,64	876,72	126.460	140.511	154.562	7,720

AM + 6 X 36 WS




Ø del Cab. mm	Ø Alambre ext. mm	Sección metálica mm <sup>2</sup>	Carga de Rotura min. kg. F			Peso Kg./mt
			180 kg/mm <sup>2</sup>	200 kg/mm <sup>2</sup>	220 kg/mm <sup>2</sup>	
8	0,45	30,10	4.180	4.644	5.109	0,264
10	0,56	46,40	6.420	7.133	7.847	0,420
12	0,68	68,30	9.240	10.267	11.293	0,600
14	0,79	92,70	12.570	13.967	15.363	0,820
16	0,90	120,80	16.420	18.244	20.069	1,070
18	1,02	154,90	20.780	23.089	25.398	1,350
20	1,13	190,00	25.660	28.511	31.362	1,670
22	1,24	229,30	31.040	34.489	37.938	2,030
24	1,35	272,10	36.950	41.056	45.161	2,410
26	1,47	322,00	43.360	48.178	52.996	2,830
28	1,57	373,90	50.300	55.889	61.478	3,280
30	1,69	427,10	57.730	64.144	70.559	3,760
32	1,80	475,80	65.680	72.978	80.276	4,280

AM + 6 X 36 WS Compacto



Ø del Cab. mm	Ø Alambre ext. mm	Sección metálica mm <sup>2</sup>	Carga de Rotura min. kg. F			Peso Kg./mt
			180 kg/mm <sup>2</sup>	200 kg/mm <sup>2</sup>	220 kg/mm <sup>2</sup>	
16	0,96	133,76	18.060	20.067	22.073	1,152
18	1,09	169,29	22.857	25.397	27.937	1,458
20	1,20	209,00	28.219	31.354	34.490	1,800
22	1,32	252,89	34.145	37.939	41.733	2,178
24	1,44	300,96	40.635	45.150	49.665	2,592
26	1,56	353,21	47.690	52.989	58.288	3,042
28	1,68	409,64	55.309	61.455	67.600	3,528
30	1,80	470,25	63.493	70.547	77.602	4,050
32	1,92	535,04	72.241	80.267	88.294	4,608
34	2,04	604,01	81.553	90.614	99.676	5,202
36	2,16	677,16	91.429	101.588	111.747	5,832
38	2,28	754,49	101.870	113.189	124.508	6,498
40	2,40	836,00	112.876	125.418	137.959	7,200
42	2,52	921,69	124.446	138.273	152.100	7,938
44	2,64	1.011,56	136.580	151.755	166.931	8,712

REMER PUEDE PRODUCIR TODOS ESTOS CABLES EN EL DIAMETRO QUE EL CLIENTE NECESITA.




## AM + 8 X 36WS



Ø del Cab. mm	Ø Alambre ext. mm	Sección metálica mm <sup>2</sup>	Carga de Rotura min. kg. F			Peso Kg./mt
			180 kg/mm <sup>2</sup>	200 kg/mm <sup>2</sup>	220 kg/mm <sup>2</sup>	
10	0,46	47,03	6.235	6.928	7.621	0,435
11	0,51	56,90	7.545	8.383	9.221	0,526
12	0,56	67,72	8.979	9.976	10.974	0,626
13	0,60	79,48	10.537	11.708	12.879	0,735
14	0,65	92,17	12.221	13.579	14.937	0,852
16	0,74	120,39	15.962	17.736	19.509	1,113
18	0,83	152,37	20.202	22.447	24.691	1,409
20	0,93	188,11	24.941	27.712	30.483	1,740
22	1,02	227,61	30.178	33.532	36.885	2,105
24	1,11	270,88	35.915	39.905	43.896	2,505
26	1,20	317,90	42.150	46.833	51.517	2,940
28	1,30	368,69	48.884	54.316	59.747	3,410
30	1,39	423,24	56.117	62.352	68.587	3,914
32	1,48	481,56	63.848	70.943	78.037	4,453
34	1,57	543,63	72.079	80.088	88.096	5,027
36	1,67	609,47	80.808	89.787	98.766	5,636
38	1,76	679,07	90.036	100.040	110.044	6,280
40	1,85	752,43	99.763	110.848	121.933	6,958
42	1,94	829,55	109.989	122.210	134.431	7,672
44	2,04	910,44	120.713	134.126	147.539	8,420
46	2,13	995,09	131.937	146.596	161.256	9,202
48	2,22	1.083,50	143.659	159.621	175.583	10,020

## 8 X 25 + 8 X 7 + 1 X 25




Ø del Cab. mm	Ø Alambre ext. mm	Sección metálica mm <sup>2</sup>	Carga de Rotura min. kg. F			Peso Kg./mt
			180 kg/mm <sup>2</sup>	200 kg/mm <sup>2</sup>	220 kg/mm <sup>2</sup>	
8	0,42	33,5	5.472	6.080	6.688	0,285
8,5	0,44	37,8	6.177	6.864	7.550	0,316
10	0,52	52,3	8.550	9.500	10.450	0,434
11	0,58	63,3	10.346	11.495	12.645	0,522
12	0,63	75,3	12.312	13.680	15.048	0,643
14	0,73	102,5	16.758	18.620	20.482	0,853
16	0,84	133,9	21.888	24.320	26.752	1,160
18	0,94	169,4	27.702	30.780	33.858	1,450
20	1,05	209,2	34.200	38.000	41.800	1,750
22	1,15	253,1	41.382	45.980	50.578	2,180
24	1,25	301,2	49.248	54.720	60.192	2,570
26	1,36	353,5	57.798	64.220	70.642	3,020
28	1,46	410,0	67.032	74.480	81.928	3,530

## AM + 4 X 7 + 4 X 7 + 4 X 7 + 8 X 25



Ø del Cab. mm	Ø Alambre ext. mm	Sección metálica mm <sup>2</sup>	Carga de Rotura min. kg. F			Peso Kg./mt
			180 kg/mm <sup>2</sup>	200 kg/mm <sup>2</sup>	220 kg/mm <sup>2</sup>	
12	0,63	76	11.820	13.150	14.465	0,650
14	0,73	105	16.210	18.080	19.888	0,880
16	0,84	135	21.210	23.550	25.905	1,159
18	0,94	172	26.610	29.770	32.747	1,458
20	1,05	215	33.340	37.010	40.711	1,821
22	1,15	258	39.870	44.350	48.785	2,183
24	1,25	306	47.310	52.610	57.871	2,587
26	1,36	357	55.260	61.380	67.518	3,019
28	1,46	416	64.340	71.480	78.628	3,519
30	1,57	481	74.430	82.690	90.959	4,071
32	1,67	546	84.530	93.910	103.301	4,621
34	1,78	617	95.440	106.070	116.677	5,220
36	1,88	684	105.940	117.675	129.443	5,790
38	1,99	768	119.000	132.155	145.371	6,501
40	2,09	846	130.930	145.514	160.065	7,157
42	2,20	930	143.980	159.890	175.879	7,867
44	2,30	1020	157.850	175.390	192.929	8,629
46	2,40	1115	172.625	191.910	211.101	9,438

## AM + 4 X 7 + 4 X 7 + 4 X 7 + 8 X 25 Compacto



Ø del Cab. mm	Ø Alambre ext. mm	Sección metálica mm <sup>2</sup>	Carga de Rotura min. kg. F			Peso Kg./mt
			180 kg/mm <sup>2</sup>	200 kg/mm <sup>2</sup>	220 kg/mm <sup>2</sup>	
12	0,67	84	13.002	14.465	15.912	0,679
14	0,78	116	17.831	19.888	21.877	0,918
16	0,89	149	23.331	25.905	28.496	1,214
18	1,00	189	29.271	32.747	36.022	1,545
20	1,11	237	36.674	40.711	44.782	1,892
22	1,22	284	43.857	48.785	53.664	2,305
24	1,34	337	52.041	57.871	63.658	2,714
26	1,45	393	60.786	67.518	74.270	3,186
28	1,56	458	70.774	78.628	86.491	3,669
30	1,67	529	81.873	90.959	100.055	4,240
32	1,78	601	92.983	103.301	113.631	4,862
34	1,89	679	104.984	116.677	128.345	5,413
36	2,00	752	116.534	129.443	142.387	6,090
38	2,12	845	130.900	145.371	159.908	6,803
40	2,23	931	144.023	160.065	176.072	7,503
42	2,34	1.023	158.378	175.879	193.467	8,263
44	2,45	1.122	173.635	192.929	212.222	9,067

REMER PUEDE PRODUCIR TODOS ESTOS CABLES EN EL DIAMETRO QUE EL CLIENTE NECESITA.