


PAY-OFF TAKE-UP CAPSTAN DANCER ACCESSORIES



CAPSTAN

TANGENTIAL PAY-OFF

TANGENTIAL TAKE-UP

CATERPILLAR

PAY-OFF PINTLE TYPE

TAKE-UP PINTLE TYPE

DANCER

PAY-OFF PORTAL TYPE

TAKE-UP PORTAL TYPE

ACCUMULATOR

PAY-OFF FOR CONTAINERS

AUTOMATIC TAKE-UP

PAPER DISPENSER

UNIVERSAL TAKE-UP

BRUSH CLEANING

ACCESSORIES

Tangential pay-off cantilevered shaft

To be loaded from the side, therefore no additional space required to the back. Version with lifting device possible.



Pay-off pintle type

Loading in line direction, therefore no additional space required to the side. Reels can be easily changed with lifting devices and opening of the pintles.



Pay-off for containers



Pay-off portal type

	Technical data			
	Tangential Pay-off	Pay-off pintle type	Pay-off portal type	Pay-off for containers
wire diameter	0.05 – 8 mm	0.05 – 8 mm	on demand	0.1 – 3 mm
	0.002 – 0.315 inch	0.002 – 0.315 inch		0.004 – 0.118 inch
wire bundle / stranded wire	0.05 – 25 mm ²	0.05 – 120 mm ²	on demand	0.04 – 4 mm ²
	0.000078 – 0.039 inch ²	0.000078 – 0.186 inch ²		0.000062 - 0.0062 inch ²
cable diameter	max. 30 mm	max. 30 mm	on demand	max. 3 mm
	max. 1.181 inch	max. 1.181 inch		max. 0.118 in
max. speed	1,200 m/min	1,800 m/min	300 m/min	350 m/min
	3,937 fpm	5,905 fpm	984 fpm	1,148 fpm
reels	80 – 1,000 mm	80 – 2,000 mm	1,200 – 3,200 mm	max. 1,200 mm
	3.15 – 39.37 inch	3.15 – 78.74 inch	47.244 – 126 inch	max. 47.244 inch
reel bore	16 – 250 mm	16 – 250 mm	30 – 350 mm	–
	0.63 – 9.84 inch	0.63 – 9.84 inch	1.181 – 13.78 inch	–
max. reel weight	1,300 kg	3,000 kg	30,000 kg	–
	2,866 lb	6,613 lb	66,138 lb	–
tension	1 – 500 N	1 – 2,500 N	max. 20,000 N	–
	0.225 – 112.4 lbf	0.225 – 562.02 lbf	max. 4,496.18 lbf	–
reel clamping	mechanics	pneumatic or hydraulics	pneumatic, hydraulics or electric motor	–

Values indicated delimit the range of possibilities, but never apply together for a single product. Also exceeding these limits is possible in individual cases.

APPLICATIONS

- spinning and taping lines
- galvanizing lines
- rolling mills
- rewinding units
- stranders
- extrusion lines
- annealing and sintering lines
- varnishing lines

SPECIAL CHARACTERISTICS

- optimal constancy of tension by means of application specific control
- tension independent of speed
- easy loading and unloading of the reels by lifting devices and quick release systems
- product leaves the reel by 90° if equipped with traversing reel



VERSIONS

- horizontal or vertical
- driven or braked
- with dancer, tension or speed control
- with traversing reel
- multiple pay-off

OPTIONS AND ACCESSORIES

- lifting device
- measuring devices and displays
- automatic height correction
- protection devices
- special models






Tangential Take-up with cantilevered shaft

To be loaded from the side, therefore no additional space required to the back. Version with lifting device and traversing reel possible.



Take-up pintle type

Loading in line direction, therefore no additional space required to the side. Reels can be easily changed with the lifting device and opening of the pintles.



Automatic Take-up

automatic changing of the reels and restart



Universal Take-up

for reels and containers



Take-up portal type

traversing reel available



Technical data				
	Tangential Take-up	Take-up pintle type	Take-up portal type	Universal Take-up for reels and containers
wire diameter	0.05 – 8 mm	0.05 – 8 mm	on demand	0.5 – 5.5 mm
	0.002 – 0.315 inch	0.002 – 0.315 inch		0.02 – 0.217 inch
wire bundle / stranded wire	0.05 – 25 mm ²	0.05 – 120 mm ²	on demand	1.0 – 5.5 mm ²
	0.000078 – 0.039 inch ²	0.000078 – 0.186 inch ²		0.00155 – 0.0085 inch ²
cable diameter	max. 30 mm	max. 30 mm	on demand	max. 5 mm
	max. 1.181 inch	max. 1.181 inch		max. 0.197 inch
rectangular wire	0.5 – 50 x 0.1 – 10 mm	0.5 – 50 x 0.1 – 10 mm	-	-
	0.02 – 1.97 x 0.004 – 0.393 inch	0.02 – 1.97 x 0.004 – 0.393 inch		-
max. speed	1.200 m/min	1.800 m/min	300 m/min	120 m/min
	3,937 fpm	5,905 fpm	984 fpm	393.7 fpm
reels	80 – 1,000 mm	80 – 2,000 mm	1,200 – 3,200 mm	K250 – K500 A200 – A630 M250 – M800
	3.15 – 39.37 inch	3.15 – 78.74 inch	47.244 – 126 inch	
reel bore	16 – 250 mm	16 – 250 mm	30 – 350 mm	-
	0.63 – 9.84 inch	0.63 – 9.84 inch	1.181 – 13.78 inch	
max. reel weight	1,300 kg	3,000 kg	30,000 kg	1,200 kg
	2,866 lb	6,613 lb	66,138 lb	2,645 lb
tension	1.0 – 500 N	1.0 – 2,500 N	max. 20,000 N	-
	0.225 – 112.4 lbf	0.225 – 562.02 lbf	max. 4,496.18 lbf	
reel clamping	mechanics	pneumatic or hydraulics	pneumatic, hydraulics or electric motor	mechanics

Values indicated delimit the range of possibilities, but never apply together for a single product. Also exceeding these limits is possible in individual cases.

APPLICATIONS

- spinning and taping lines
- galvanizing lines
- rolling mills
- rewinding units
- bunchers and stranders
- extrusion lines
- annealing and sintering lines
- varnishing lines

SPECIAL CHARACTERISTICS

- optimal constancy of tension by means of application specific control
- tension independent of speed
- easy loading and unloading of the reels by the lifting device and quick release systems
- product leaves the reel by 90° if equipped with traversing reel

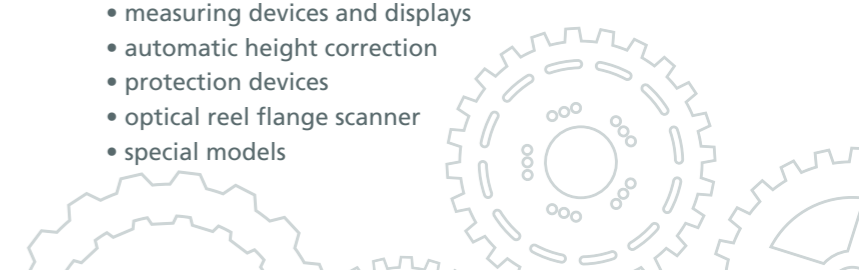


VERSIONS

- horizontal or vertical
- with dancer, tension or speed control
- with traversing reel
- multiple take-up
- layer winding
- with integrated capstan
- automatic take-up with reel magazine

OPTIONS AND ACCESSORIES

- lifting device
- measuring devices and displays
- automatic height correction
- protection devices
- optical reel flange scanner
- special models



Caterpillar

with 2 drives for rectangular wire lines





Cable Caterpillar

with 1 drive and flexible segments for optimum guiding of large-sized cables



Double Capstan

defines master line speed



Single Capstan

Tension control for maintaining a constant product tension. Used in rectangular wire lines for example.




Technical data				
	Caterpillar	Cable Caterpillar	Double Capstan	Single Capstan
speed	0 – 250 m/min	0 – 250 m/min	0 – 1,500 m/min	0 – 250m/min
	0 – 820 fpm	0 – 820 fpm	0 – 4,921 fpm	0 – 820 fpm
tension	max. 1,000 N	max. 1,500 N	max. 1,000 N	max. 1,500 N
	max. 224 lbf	max. 337 lbf	max. 224 lbf	max. 337 lbf
surface	rubber, silicone	rubber, silicone	rubber, carbide metal, ceramics, stainless steel	rubber, carbide metal, ceramics, stainless steel
pressing length / diameter	300 – 1,000 mm	max. 1,500 mm	80 – 900 mm	250 – 900 mm
	11.811 – 39.37 inch	max. 59.06 inch	3.15 – 35.433 inch	9.84 – 35.433 inch

Values indicated delimit the range of possibilities, but never apply together for a single product. Also exceeding these limits is possible in individual cases.

APPLICATIONS

- spinning and taping lines
- galvanizing lines
- rolling mills
- rewinding units
- stranders
- extrusion lines
- annealing and sintering lines
- varnishing lines



VERSIONS

- with dancer, tension or speed control
- caterpillars with synchronization available
- different surfaces and contours depending on product
- integrated water cooling for applications with thermal processes

OPTIONS AND ACCESSORIES

- pressing belt for capstan, solid or pneumatic tensioning
- alternatively with gearless drive
- protective devices
- special versions


Control Dancer

with 1 thread, swiveling or static



Control Dancer

with several threads



Linear Dancer

in case of space problems



Wire Accumulator




Technical data			
	Control Dancer	Linear Dancer	Wire Accumulator
tension	1 – 500 N	10 – 500 N	–
	0.225 – 112.5 lbf	2.25 – 112.5 lbf	–
pulley diameter	80 – 700 mm	80 – 500 mm	80 – 500 mm
	3.15 – 27.56 inch	3.15 – 19.685 inch	3.15 – 19.685 inch
pulley material	POM, aluminium, ceramically coated	POM, aluminium, ceramically coated	POM, aluminium, ceramically coated
number of threads	1 – 4	1 – 4	3 – 20
max. length of accumulator	3 m	5 m	200 m
	9.84 ft	16.4 ft	656 ft

Values indicated delimit the range of possibilities, but never apply together for a single product. Also exceeding these limits is possible in individual cases.

APPLICATIONS

- spinning and taping machines
- galvanizing machines
- rolling mills
- rewinding units
- stranders
- extrusion lines
- annealing and sintering machines
- varnishing machines



VERSIONS

DANCER:

- swinging or linear dancer
- number of threads to be adapted to the needs of the product
- adjustment of the tension by counter weight or air pressure possible
- use of a precision pressure regulator for setting the tension from the PLC

ACCUMULATOR:

- operating mode as accumulator only or with dancer
- vertical standard version
- horizontal wire accumulator by request


OPTIONS AND ACCESSORIES

- covers
- tension measurement with display
- automatic wire clamps
- protective devices
- special versions



PAPER DISPENSER

Technical data	
speed	max. 25 m/min
	max. 82 fpm
paper width	80 – 250 mm, by request up to 450 mm
	3.15 – 9.84 inch, by request up to 17.71 inch
reel diameter	350 mm
	13.78 inch
paper feeding	adjustable per layer



AUTOMATIC PAPER DISPENSER

For avoiding damage to the surface, the paper supply automatically slides a layer of paper between each (umpteenth) wire layer. Both the time of inserting and the length of the paper can be adjusted.

In addition to integrating in our take-ups, it is also possible to mount it on take-ups from other manufacturers.



BRUSH CLEANING DEVICE

TECHNICAL DATA

The brush cleaning device is used for the mechanical cleaning of blank flat conductors, e.g. before the taping process. It can be equipped with 2 or 4 brushes. For removing dust particles it is optionally available with water cleaning and compressed air blowing system.

FURTHER COMPONENTS

FURTHERMORE, WE ARE ABLE TO INTEGRATE THE FOLLOWING COMPONENTS INTO A LINE:

- straightener devices
- diameter gauge
- spark tester
- precision meter counter
- speed sensor for control
- guiding pulleys (also with air cooling)
- pressing rollers (in connection with induction heating)



LINE CONTROL

All lines are equipped with a line control with touch screen, usually with a screen size of 10" (optionally 15"). For single components or secondary visualization 3.5" – 7" units can be used as well.

Optionally our line control enables remote maintenance, i.e. access to the control program via internet, as well as the possibility of OPC connection with superior SCADA systems.



ALBERSRIETH

VOHENSTRAUSS

»» cp-2.com

Factory 1: Hydro-Power

Albersrieth 27 | 92727 Waldthurn
Germany/Bavaria
Fon: +49 (0) 9657/930-0
Fax: +49 (0) 9657/930-123
info@lukas-anlagenbau.de
www.lukas-anlagenbau.de



Factory 2: Wire & Cable

Am Forst 1 | 92648 Vohenstrauß
Germany/Bavaria
Fon: +49 (0) 9651/930-0
Fax: +49 (0) 9651/930-299
info@lukas-anlagenbau.de
www.lukas-anlagenbau.de



LUKAS 
ANLAGENBAU GMBH