

Key Parameters

V_{DRM} / V_{RRM}	= 1600V
$I_{T(AV)}$	= 175A
I_{TSM}	= 5600A
$V_{T(TO)}$	= 1.03V
r_T	= 1.30mΩ

Features

- Full blocking capability over wide temperature range
- Pressure contacts technology for high reliability
- Highest robustness

Applications

- Power Supplies
- DC motor control
- Controlled Rectifiers
- AC switch

Ordering Information

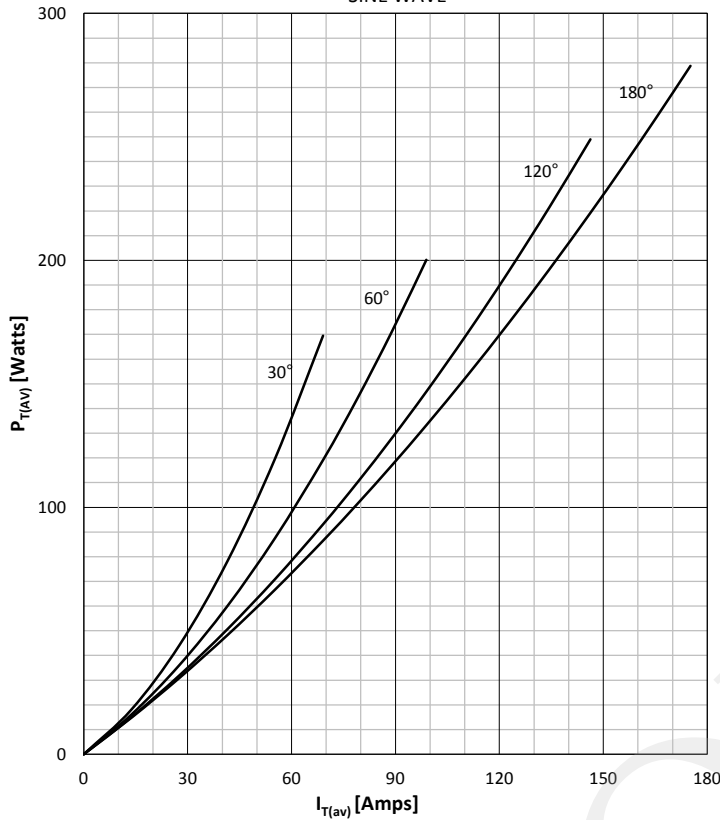
MSKP	175	S	X X	U
Phase Control Thyristor	Current Code	Stud / Flat Base Version	Voltage Code Code X 100 = V_{DRM}/V_{RRM}	Stud Threads U = 3/4" UNF
Order Code MSKP175S16U : 1600V V_{DRM}, V_{RRM} , Stud base Thyristor with 3/4" UNF threads				

Prepared by : ABA	Date of Publication : 25.03.2015
Approved by : RBS	Revision : 0

Symbol	Characteristic	Conditions	T _j [°C]	Value	Unit
BLOCKING					
V _{RRM}	Repetitive peak reverse voltage		125	200 - 1600	V
V _{RSM}	Non-repetitive peak reverse voltage		125	300 - 1700	V
V _{DRM}	Repetitive peak off-state voltage		125	200 - 1600	V
I _{RRM}	Repetitive peak reverse current	V = V _{RRM}	125	50	mA
I _{DRM}	Repetitive peak off-state current	V = V _{DRM}	125	50	mA
CONDUCTING					
I _{T(AV)}	Mean on state current	180° sin ,50 Hz, T _c =85°C		175	A
I _{RMS}	RMS on-state current			275	A
I _{TSM}	Surge on-state current	Sine wave, 10 ms Without reverse voltage	25	5600	A
			125	4600	A
I ² t	I ² t	Sine wave, 10 ms Without reverse voltage	25	156800	A ² s
			125	105800	A ² s
V _T	On-state voltage	On-state current = 550A	125	1.75	V
V _{T(TO)}	Threshold voltage		125	1.03	V
r _T	On-state slope resistance		125	1.30	mΩ
SWITCHING					
di/dt	Critical rate of rise of on-state current		125	200	A/μs
dv/dt	Critical rate of rise of off-state voltage	V _{DR} = 67%V _{DRM}	125	1000	V/μs
GATE					
I _{gt}	Gate trigger current	V _D =6V	25	200	mA
V _{gt}	Gate trigger voltage	V _D =6V	25	3.0	V
I _H	Holding current	V _D =6V, gate open circuit	25	600	mA
I _L	Latching current	V _D =6V	25	1000	mA
MOUNTING					
R _{th(j-c)}	Thermal impedance, sin 180°	Junction to case		0.14	°C/W
R _{th(j-c)}	Thermal impedance, rec120°	Junction to case		0.16	°C/W
R _{th(c-h)}	Thermal impedance	Case to heatsink		0.04	°C/W
T _j	Max. junction temperature			125	°C
T _{stg}	Storage temperature			-40 125	°C
M	Mounting torque			2.5 - 2.77	KgM
W	Weight (Approx.)			320	gm
			Prepared by : ABA	Date of Publication : 25.03.2015	
			Approved by : RBS	Revision : 0	

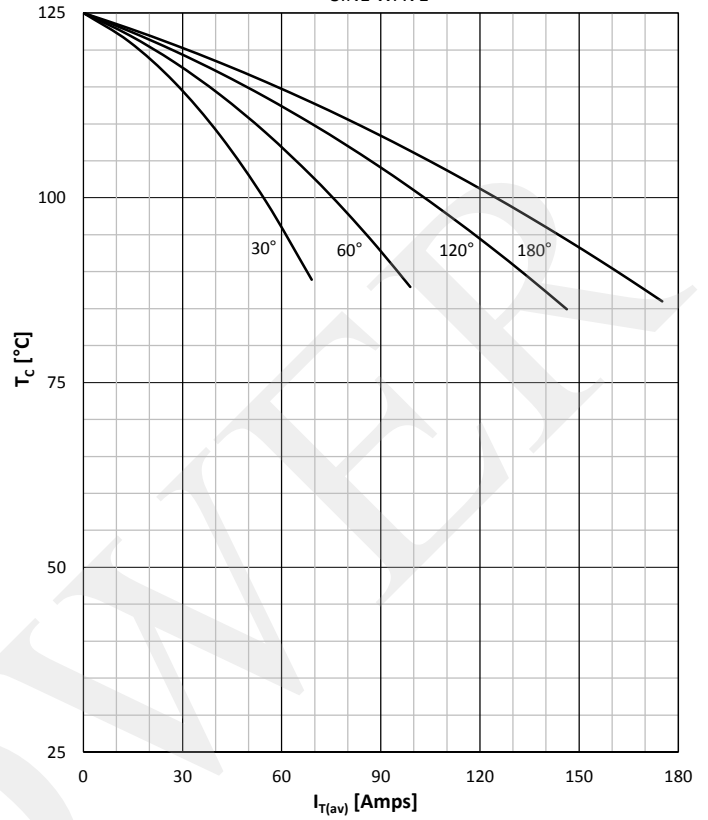
DISSIPATION CHARACTERISTICS

SINE WAVE



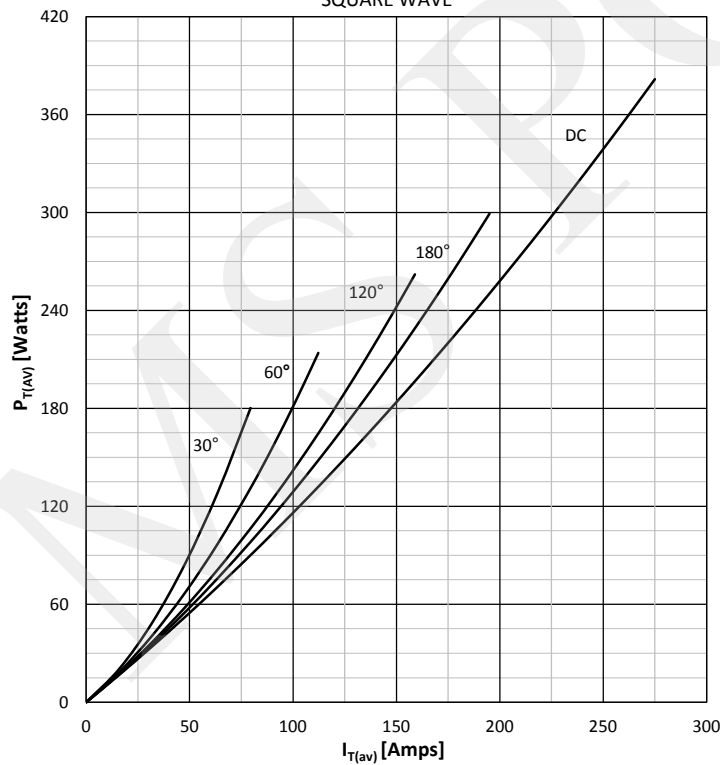
ON STATE CURRENT DERATING CURVE

SINE WAVE



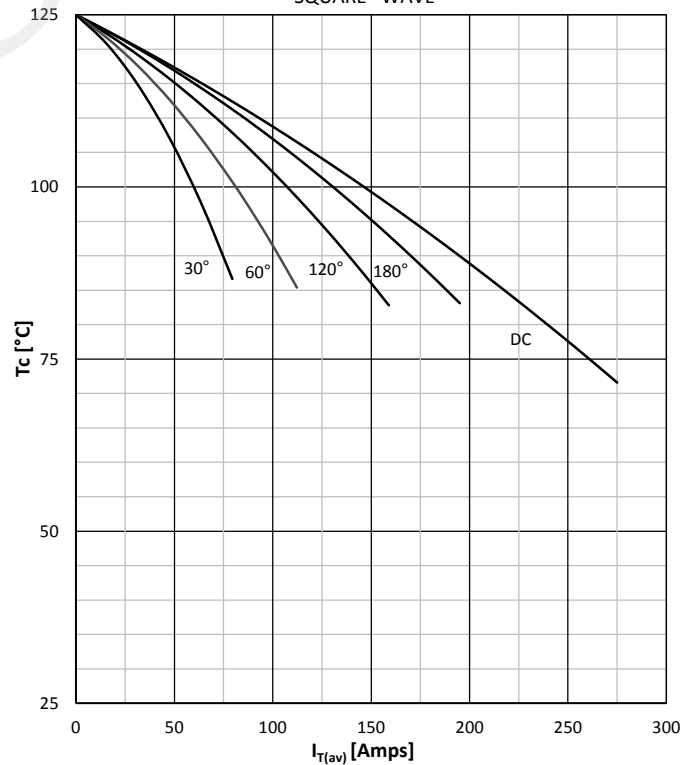
DISSIPATION CHARACTERISTICS

SQUARE WAVE



ON STATE CURRENT DERATING CURVE

SQUARE WAVE



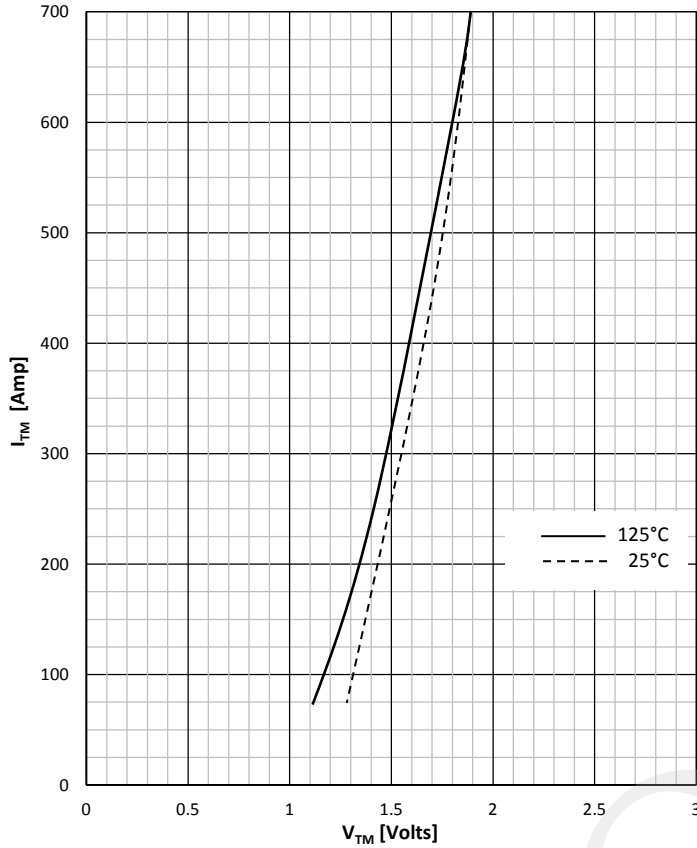
Prepared by : ABA

Date of Publication : 25.03.2015

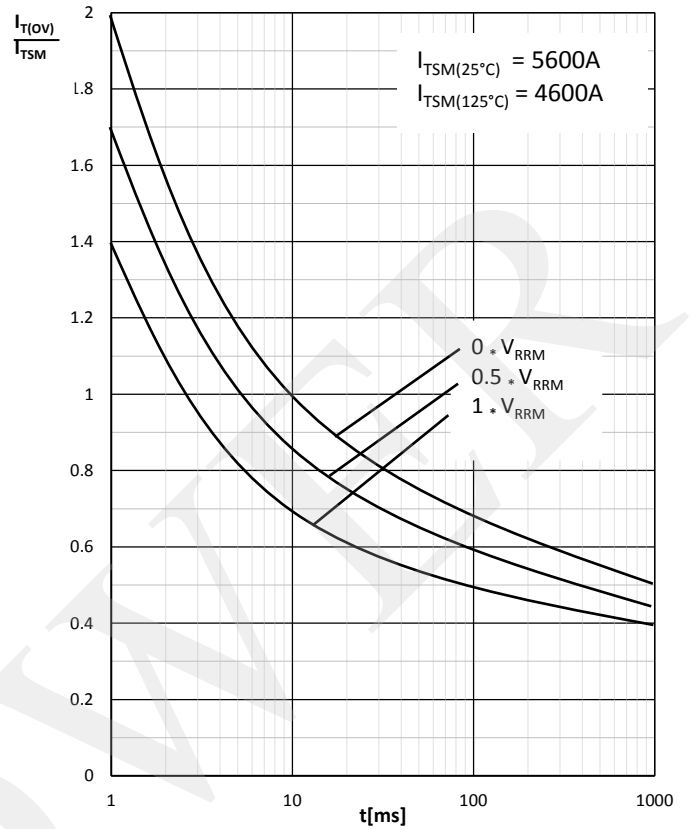
Approved by : RBS

Revision : 0

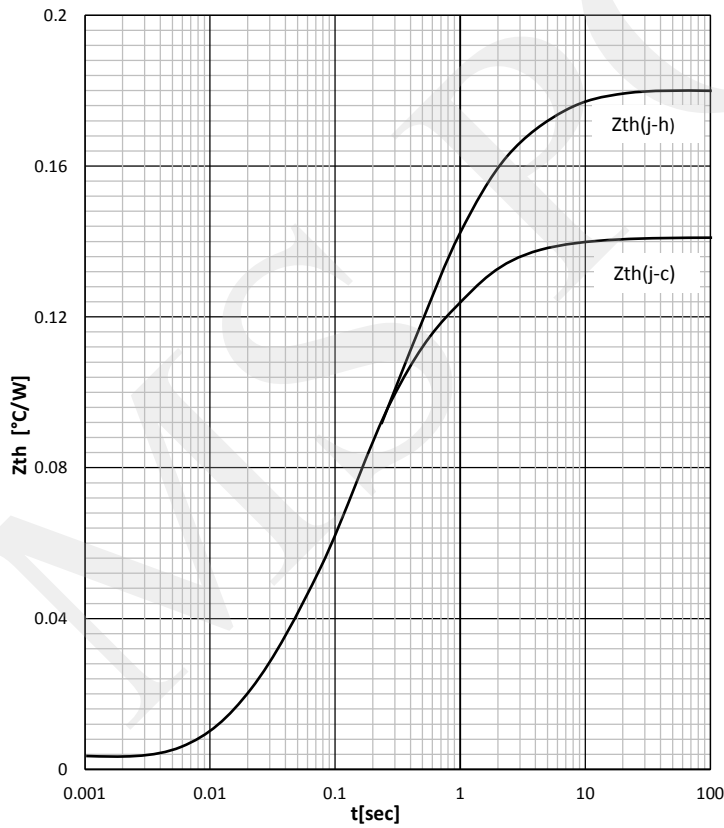
ON STATE CHARACTERISTIC



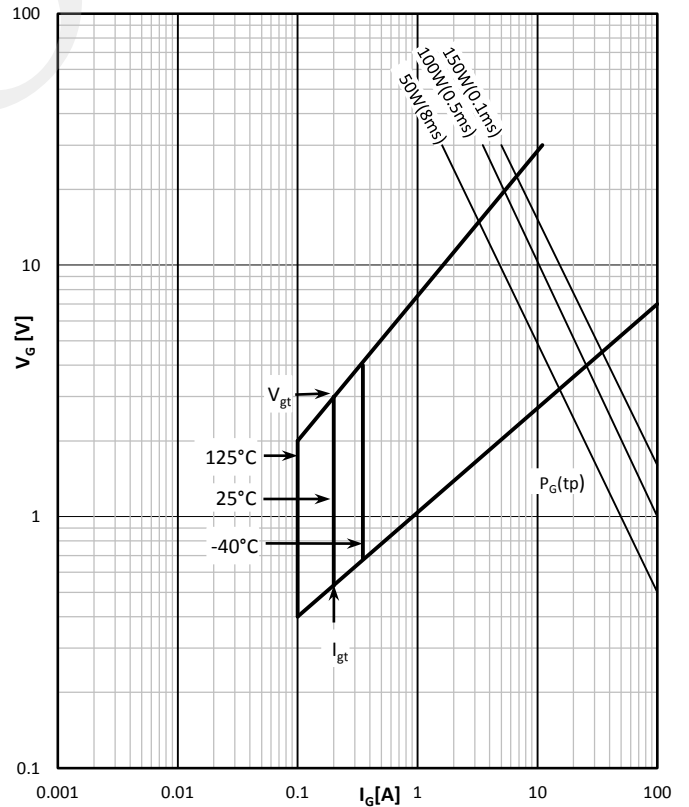
SURGE CHARACTERISTICS



TRANSIENT THERMAL IMPEDANCE



GATE TRIGGER CHARACTERISTICS



Prepared by : ABA

Date of Publication : 25.03.2015

Approved by : RBS

Revision : 0

Terms & Conditions of usage :

The data contained in this product datasheet is exclusively Intended for technically trained staff. You and your technical departments will have to evaluate the suitability of the product for the intended application and the completeness of the product data with respect to such application. This product datasheet is describing the characteristics of this product for which a warranty is granted. Any such warranty is granted exclusively pursuant the terms and conditions of the supply agreement. There will be no guarantee of any kind for the product and its characteristics. The information in the valid application-and assembly notes of the device must be considered.

Should you require product information in excess of the data given in this product datasheet or which concerns the specific application of our product, please contact the sales office, which is responsible for you (see www.mspowergroup.com). For those that are specifically interested we may provide application notes.

Due to technical requirements our product may contain dangerous substances. For information on the types in question please contact the sales office, which is responsible for you.

Should you intend to use the Product in aviation applications, in health or live endangering or life support applications, please notify. Please note, that for any such applications we urgently recommend

- to perform joint Risk and Quality Assessments;
- the conclusion of Quality Agreements;
- to establish joint measures of an ongoing product survey, and that we may make delivery depended on the realization of any such measures.

If and to the extent necessary, please forward equivalent notices to your customers.

Changes of this product datasheet are reserved.

Prepared by : ABA	Date of Publication : 25.03.2015
Approved by : RBS	Revision : 0