



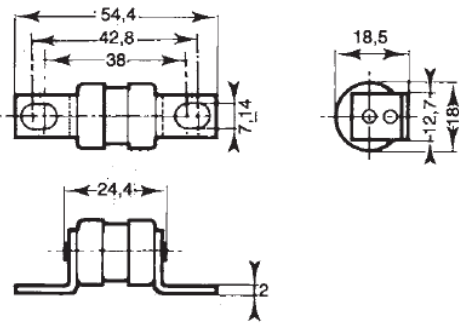
Single Phase NAF, NBF, NBBF 250VAC Ar I²t Fuse

Specifications

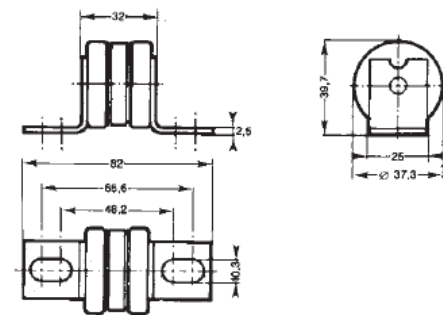
Trent Australia Brand	NAF,NBF, NBBF
Description	NAF, NBF, NBBF 250VAC Ar I ² t Fuse
Weight	up to 400g
Level	SYSTEM BS
Dimensions	See drawings
Rated DC voltage (V)	125
Rated current (A)	See table
Type	BS
Size	BS8
Product group	Semiconductor Protection
Characteristics	aR
Rated AC voltage (V)	250
Breaking capacity AC (kA)	200
Breaking capacity DC (kA)	200



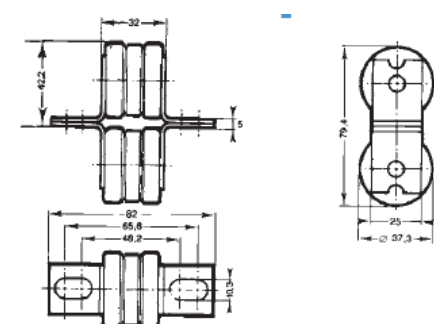
NAF Package



NBF package



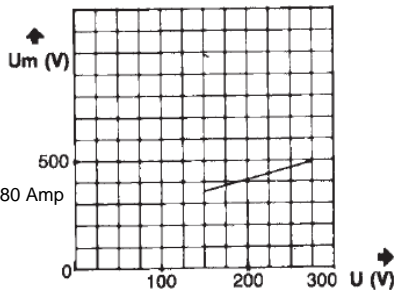
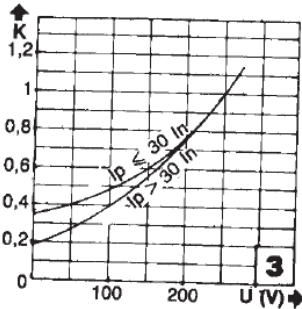
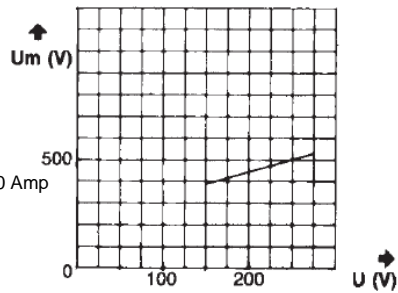
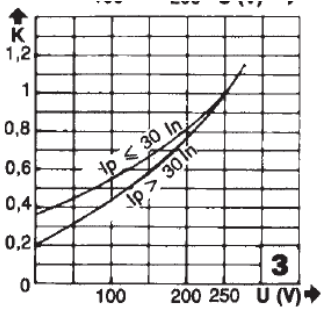
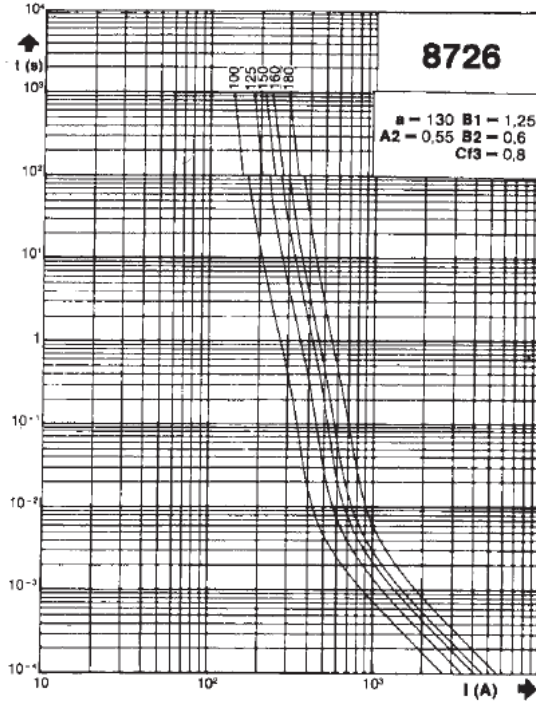
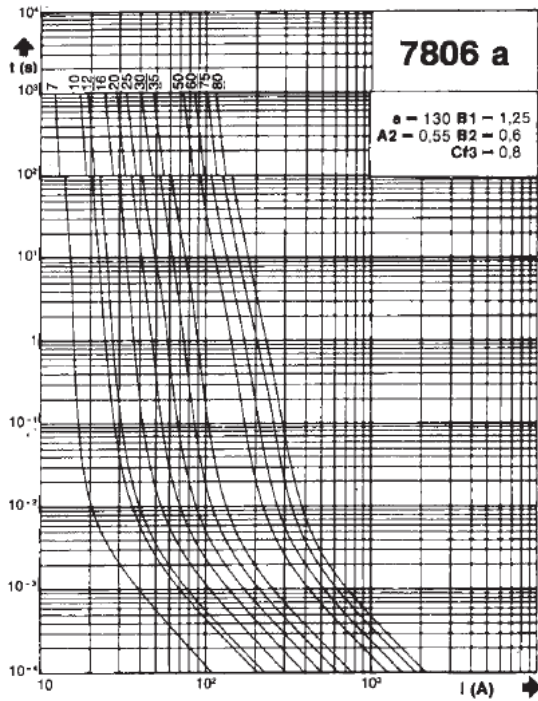
NBBF Package



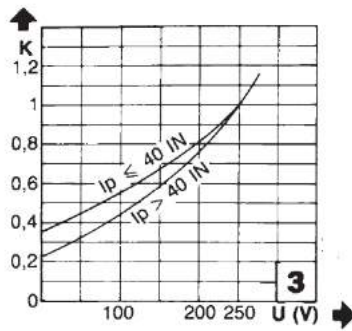
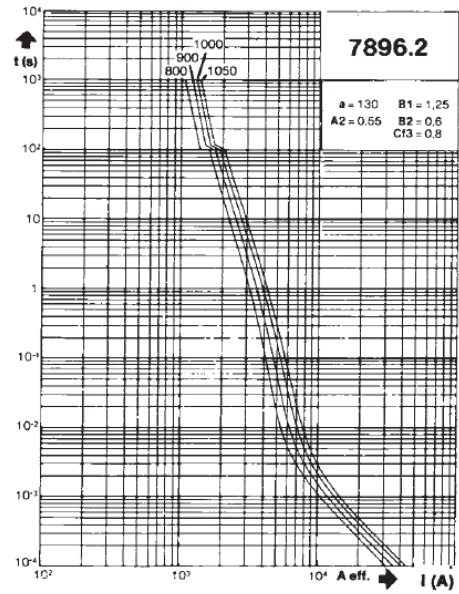
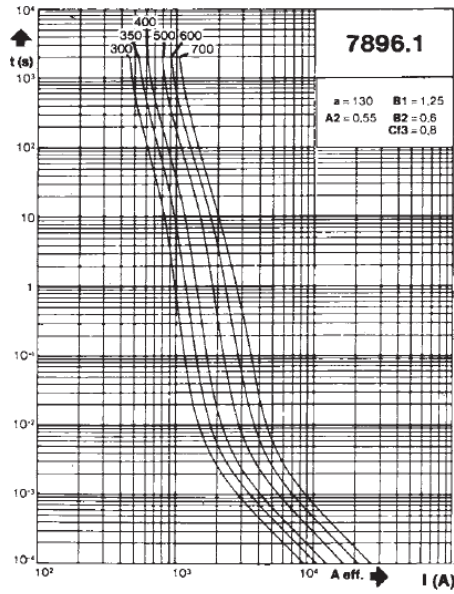
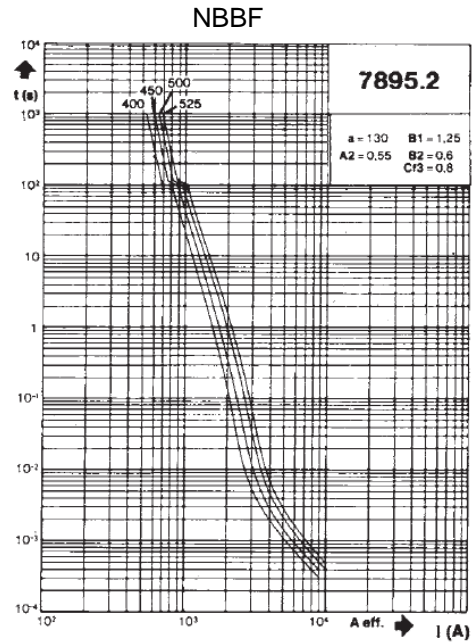
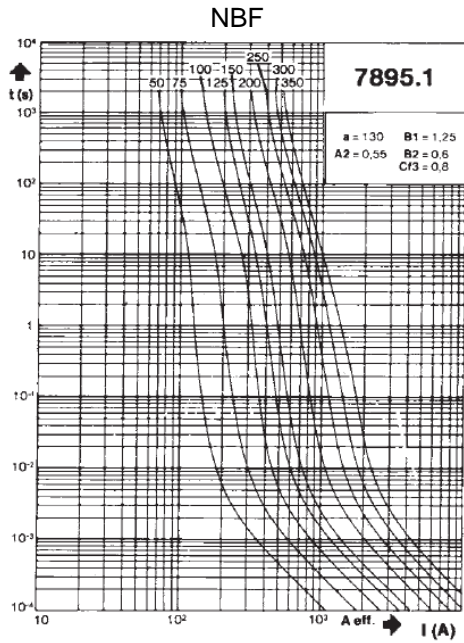
Part Number	Nominal Current (A)	Voltage	Total Clearing I ² t Rating I _p = < 30 IN	Dissipation(W) @ IN	Weight (g)
16NAF	16	250VAC	50	3	30
25NAF	25	250VAC	130	4.8	30
32NAF	32	250VAC	230	5.9	30
40NAF	40	250VAC	350	7.2	30
50NAF	50	250VAC	7890	8.8	30
63NAF	63	250VAC	1100	11.5	30
75NAF	75	250VAC	1670	13.6	30
80NAF	80	250VAC	2100	13.7	30
90NAF	90	250VAC	2350	14.5	30
60NBF	60	250VAC	500	11.1	170
100NBF	100	250VAC	3060	15.7	170
150NBF	150	250VAC	7950	21.6	170
200NBF	200	250VAC	16400	27	170
250NBF	250	250VAC	30000	32.6	170
300NBF	300	250VAC	49600	37.2	170
350NBF	350	250VAC	74000	42	170
400NBF	400	250VAC	128000	46.7	170
450NBF	450	250VAC	170000	54.1	170
350NBBF	350	250VAC	31800	48.6	290
400NBBF	400	250VAC	65600	54	290
450NBBF	450	250VAC	80000	59	290
500NBBF	500	250VAC	120000	65.2	290
550NBBF	550	250VAC	165000	70.1	290
600NBBF	600	250VAC	198500	74.4	290
630NBBF	650	250VAC	215000	76.5	290
700NBBF	700	250VAC	276000	84	290
800NBBF	800	250VAC	512000	93.4	290
900NBBF	900	250VAC	680000	108.2	290
1000NBBF	1000	250VAC	876000	121.6	290

Time vs Current Characteristics

NAF Series

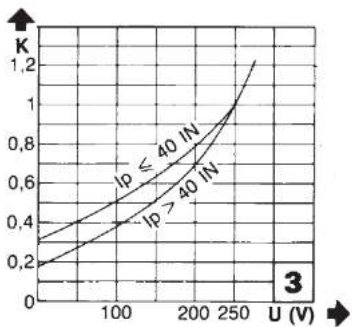
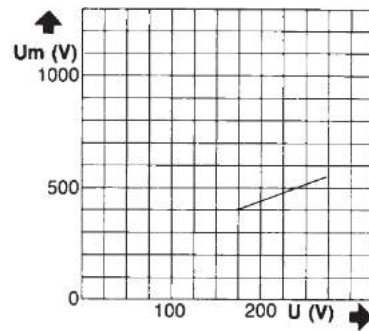


Time vs Current Characteristics



NBF
From 50 to 350 A

NBBF
From 300 to 700 A



NBF
From 400 to 525 A

NBBF
From 800 to 1050 A

