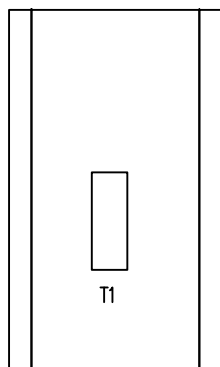
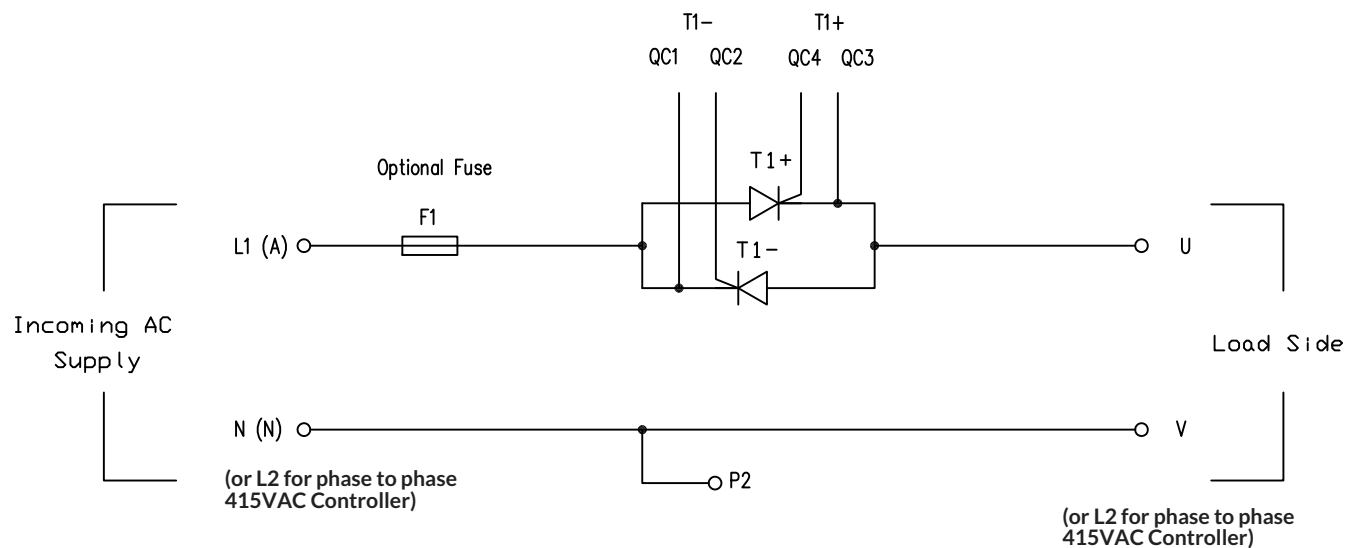
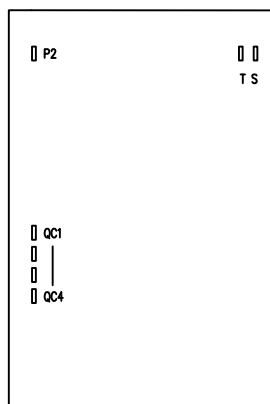


REVISION HISTORY

ISSUE	ECN	DETAILS	DRWN	CHKD	DATE
01	-	Released	IOB	-	02.11.09



Top View - Controller



Top View - Firing Card (Showing terminal locations)

Note: Cathode connections are connected to the Aux terminals of device

Cathode leads - Red

Gate leads - White

Remove all burrs and sharp edges.
Tolerances except where otherwise stated:
Up to 10 ±0.1
Over 10 up to 250 ±0.2
Over 250 up to 500 ±0.3
Over 500 ±0.5
All angles ±2°

PROPRIETARY INFORMATION Not to be disclosed, copied or used without prior written permission from Fastron Technologies

Fastron Technologies Pty Ltd
25 Kingsley Close, Rowville, Vic, Australia, 3178
Phone: +61 3 9763 5155
Fax: +61 3 9751 5166 ©2009

TITLE: F311 thyristor wiring
Phase Control

	PART/DOC NUMBER	SHEET	ISSUE
	DWG-1024	A1	01

All dimensions in millimetres	FILENAME: DWG-1024-A1-ISS-01
-------------------------------	------------------------------