

Miniature PCB Power Relay


LED Module
LM-FD

Relay
F157FT

Writing Tab
F18F-XZB

Plastic hook
F14F-25

Relay Socket
F157F-2Z-C3



Other sockets are available

157F-2Z-A1
157F-2Z-C1
RC1S-05BE
RC2S-05BE



F157FT

miniature PCB power relay

Fastron Electronics



- Small volume, Easy installation
- Get an electric shock load big, 1C 12A;2C 8A
- High sensitivity
- Point dynamic test and self-locking function
- Mechanical indicator window



Technical Data

Contact Data

Contact material	Ag alloy	
Impedance	8A(2 C/O)	12A(1 C/O)
The motor	1/6HP, 240VAC(1 C/O)	1/3HP, 240VAC(1 C/O)
Rated voltage	250VAC/30VDC	
And the voltage	DC: $\leq 75\%$, AC: $\leq 80\%$	
The release of the voltage	DC: $\leq 10\%$, AC: $\leq 30\%$	
Maximum voltage	110%	
Initial Contact resistance	$\leq 50m\Omega$	
Max. switching power(with resistive load)	3000 VA, 360W	
Electrical endurance	$\geq 10^6$	
Mechanical endurance	$\geq 10^7$	

Characteristics

Operating time(at rated voltage)	$\leq 20ms$	
Release time	$\leq 10ms$	
Ambient temperature(at rated voltage)	-40 C ~ +55 C	
Coil power	DC (W)	0.53
	AC (VA)	1.0
Environmental humidity	5%~85% RH	
The atmospheric pressure	86~106KPa	
Installation		
Weight	20 g ~	

Insulation

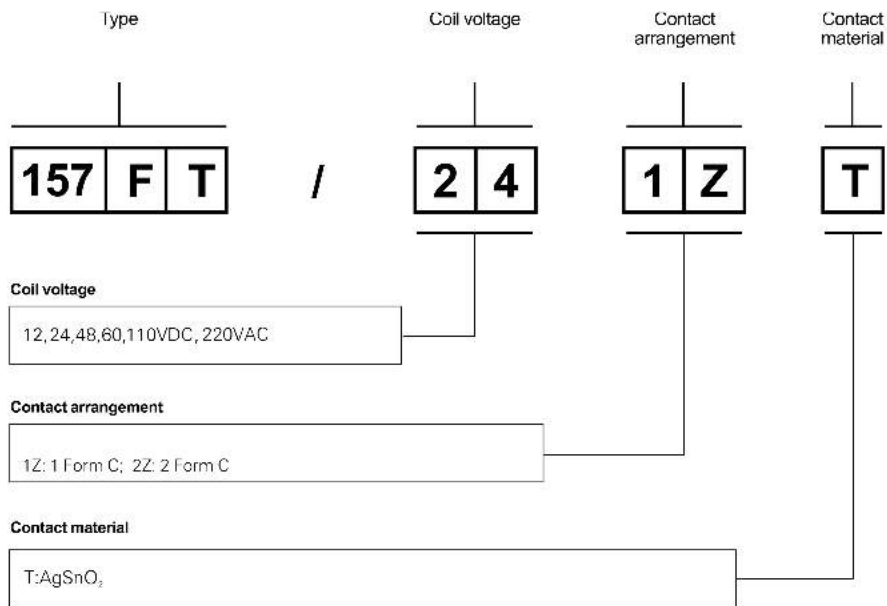
Test voltage(1min.)	With a contacts	1000 VAC(1mA)
	Heteropolar contact	3000 VAC(1mA)
	Contacts coil	5000 VAC(1mA)
Shock resistance	10G(1: 11ms)	
Vibration resistance	10~55Hz : 1.0mm	
Insulation resistance	$\geq 1000M\Omega$ (500VDC)	

Coil Data(23°C)

Voltage code	Rated voltage (VDC)	$\pm 10\%$ Winding resistance (Ω)	Voltage code	Rated voltage (VDC)	$\pm 10\%$ Winding resistance (Ω)
006	6	68	506	6	16
009	9	150	512	12	63
012	12	270	524	24	240
024	24	1100	548	48	1085
036	36	2440	615	115	6300
048	48	4300	720	220	21000
110	110	22800	730	230	23000
			740	240	

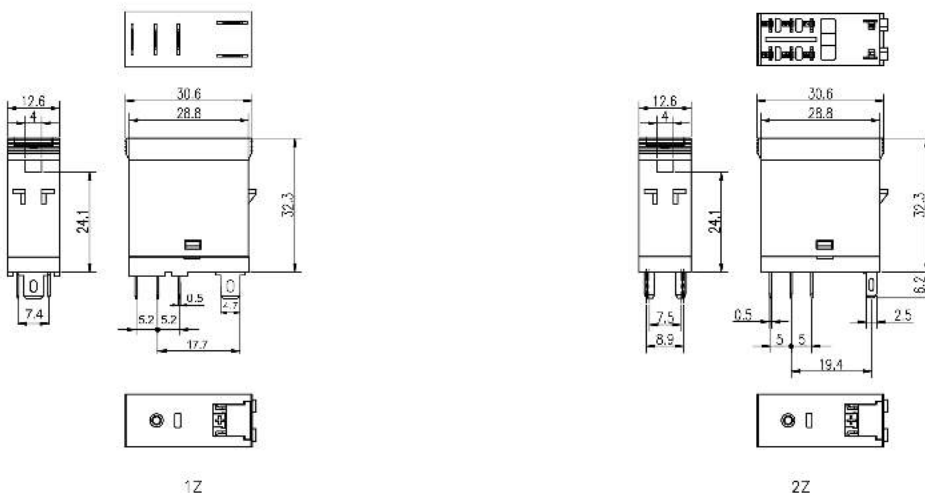
F157FT

Ordering Information



Dimensions

Dimensions



Wiring Diagram

