

Miniature Fuse, 5 x 20 mm, Quick-Acting F, L, 250 VAC



## IEC 60127-2 · 250VAC · Quick-Acting F

See below:

### Approvals and Compliances

#### Description

- IEC Standard Fuse
- L = Low Breaking Capacity (Glass Tube)

#### Applications

- Primary Protection in Equipment


#### References

Pigtail Type [FSF 5x20 Pigtail](#)  
 Assembled Fuseholder [OGN-SMD](#)  
 Fuse Kit [Fuse Kit FSF 5x20](#)

#### Weblinks

[pdf data sheet](#), [html datasheet](#), [General Product Information](#), [Packaging details](#), [Distributor-Stock-Check](#), [Detailed request for product](#)

#### Technical Data

Rated Voltage	250 VAC
Rated current	0.032 - 10 A
Breaking Capacity	35 A - 100 A
Characteristic	Quick-Acting F
Admissible Ambient Air Temp.	-55 °C to 125 °C
Climatic Category	55/125/21 acc. to IEC 60068-1
Material: Tube	Glass
Material: Endcaps	Nickel-Plated Copper Alloy
Unit Weight	0.92 g
Storage Conditions	0 °C to 60 °C, max. 70% r.h.
Product Marking	 Rated current, Rated Voltage, Characteristic, Breaking Capacity, Certification marks

#### Approvals and Compliances






Detailed information on product approvals, code requirements, usage instructions and detailed test conditions can be looked up in [Details about Approvals](#)

SCHURTER products are designed for use in industrial environments. They have approvals from independent testing bodies according to national and international standards. Products with specific characteristics and requirements such as required in the automotive sector according to IATF 16949, medical technology according to ISO 13485 or in the aerospace industry can be offered exclusively with customer-specific, individual agreements by SCHURTER.

#### Approvals

The approval mark is used by the testing authorities to certify compliance with the safety requirements placed on electronic products.

Approval Reference Type: FSF 5x20

Approval Logo	Certificates	Certification Body	Description
	<a href="#">VDE Approvals</a>	VDE	VDE Certificate Number: 40016088
	<a href="#">UL Approvals</a>	UL	UL File Number: E41599
	<a href="#">CCC Approvals</a>	CCC	CCC Certificate Number: 2020970207000119 & more
	<a href="#">CQC Approvals</a>	CQC	CQC Certificate Number: CQC16012149989
	<a href="#">METI Approvals</a>	METI	Japan Electrical Safety and Environment technology Laboratories

## Product standards

Product standards that are referenced

Organization	Design	Standard	Description
	Designed according to	UL 248-14	Low voltage fuses - Part 14: Additional fuses
	Designed according to	CSA22.2 No. 248.14	Low-Voltage Fuses - Part 14: Supplemental Fuses





## Application standards

Application standards where the product can be used

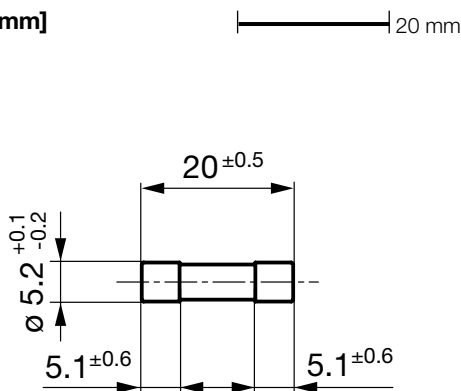
Organization	Design	Standard	Description
	Designed for applications acc.	IEC/UL 62368-1	IEC 62368-1 includes the basic requirements for safety of audio, video, information technology and office equipment.

## Compliances

The product complies with following Guide Lines

Identification	Details	Initiator	Description
	<a href="#">CE declaration of conformity</a>	SCHURTER AG	The CE marking declares that the product complies with the applicable requirements laid down in the harmonisation of Community legislation on its affixing in accordance with EU Regulation 765/2008.
	RoHS	SCHURTER AG	Directive RoHS 2011/65/EU, Amendment (EU) 2015/863
	China RoHS	SCHURTER AG	The law SJ / T 11363-2006 (China RoHS) has been in force since 1 March 2007. It is similar to the EU directive RoHS.
	REACH	SCHURTER AG	On 1 June 2007, Regulation (EC) No 1907/2006 on the Registration, Evaluation, Authorization and Restriction of Chemicals 1 (abbreviated as "REACH") entered into force.

## Dimension [mm]



## Pre-Arcing Time

Rated Current In	1.5 x In min.	2.1 x In max.	2.75 x In min.	2.75 x In max.	4.0 x In min.	4.0 x In max.	10.0 x In max.
0.032 A - 0.1 A	60 min	30 min	10 ms	500 ms	3 ms	100 ms	20 ms
0.125 A - 6.3 A	60 min	30 min	50 ms	2 s	10 ms	300 ms	20 ms
8 A - 10 A	30 min	30 min	50 ms	2 s	10 ms	400 ms	40 ms

Time-Current-Curves



All Variants

Rated Current [A]	Rated Voltage [VAC]	Breaking Capacity	Voltage Drop 1.0 I <sub>n</sub> max. [mV]	Voltage Drop 1.0 I <sub>n</sub> typ. [mV]	Power Dissipation 1.5 I <sub>n</sub> max. [mW]	Power Dissipation 1.5 I <sub>n</sub> typ. [mW]	Melting I <sup>2</sup> t 10.0 I <sub>n</sub> typ. [A <sup>2</sup> s]							Order Number
0.032	250	1)	10000	1500	1600	700	0.000082	●	●			●		0034.1527
0.04	250	1)	8000	1100	1600	700	0.000128	●	●			●		0034.1528
0.05	250	1)	7000	3000	1600	700	0.00025	●	●			●		0034.1529
0.063	250	1)	5000	940	1600	300	0.000278	●	●			●		0034.1530
0.08	250	1)	4000	750	1600	300	0.00102	●	●			●		0034.1531
0.1	250	1)	3500	840	1600	400	0.0014	●	●			●		0034.1506
0.125	250	1)	2000	610	1600	400	0.00484	●	●			●		0034.1507
0.16	250	1)	2000	550	1600	500	0.0113	●	●			●		0034.1508
0.2	250	1)	1700	540	1600	500	0.0252	●	●			●		0034.1509
0.25	250	1)	1400	240	1600	200	0.0159	●	●			●		0034.1510
0.315	250	1)	1300	210	1600	200	0.0367	●	●			●		0034.1511
0.4	250	1)	1200	200	1600	200	0.085	●	●			●		0034.1512
0.5	250	1)	1000	150	1600	200	0.151	●	●			●		0034.1513
0.63	250	1)	650	140	1600	300	0.303	●	●			●		0034.1514
0.8	250	1)	240	110	1600	300	0.508	●	●			●		0034.1515
1	250	1)	200	110	1600	300	1.13	●	●	●	●	●		0034.1516
1.25	250	1)	200	100	1600	400	1.81	●	●	●	●	●		0034.1517
1.6	250	1)	190	100	1600	500	2.94	●	●	●	●	●		0034.1518
2	250	1)	170	90	1600	600	5.28	●	●	●	●	●		0034.1519
2.5	250	1)	170	90	1600	800	9.19	●	●	●	●	●		0034.1520
3.15	250	1)	150	90	2500	600	16.1	●	●	●	●	●		0034.1521
4	250	2)	130	90	2500	1000	25.6	●	●	●	●	●		0034.1522
5	250	2)	130	80	2500	1300	33.8	●	●	●	●	●		0034.1523
6.3	250	2)	130	80	2500	2000	53.2	●	●	●	●	●		0034.1524
8	250	2)	130	80	4000	2300	93.4	●	●	●	●	●	●	0034.1525
10	250	2)	130	70	4000	2500	183	●	●	●	●	●	●	0034.1526

Most Popular.

Availability for all products can be searched real-time: <https://www.schurter.com/en/Stock-Check/Stock-Check-SCHURTER>

Rated Current [A]	Rated Voltage [VAC]	Breaking Capacity	Voltage Drop 1.0 I <sub>n</sub> max. [mV]	Voltage Drop 1.0 I <sub>n</sub> typ. [mV]	Power Dissipation 1.5 I <sub>n</sub> max. [mW]	Power Dissipation 1.5 I <sub>n</sub> typ. [mW]	Melting I <sup>2</sup> t 10.0 I <sub>n</sub> typ. [A <sup>2</sup> s]	Order Number
-------------------	---------------------	-------------------	---	---	--	--	--	--------------



1) 35 A @ 250 VAC

2) 10 In @ 250 VAC

Packaging Unit	xxxx.xxxx	Small Box Pack (10 pcs.)
	xxxx.xxxx.G	Bulk 128 x 91 x 60 mm (1000 pcs.)