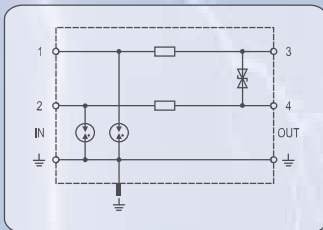




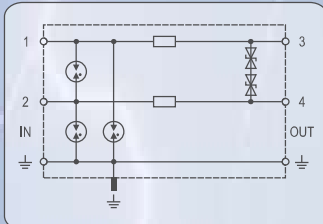
BlitzShield / BS RK SD ...

For installation at LPZ 0_b-2 or higher, applied in protection for 2 single wires of balanced interfaces with measuring and controlling system, providing coarse and fine protection.

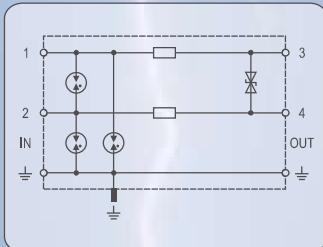
- Small size, only 6mm wide module
- Connected to earth by DIN rail or earth terminal



BS RK SD 12/24 _Basic circuit diagram



BS RK SD 48 _Basic circuit diagram



BS RK SD 110 _Basic circuit diagram

Type	BS RK SD 12	BS RK SD 24	BS RK SD 48	BS RK SD 110
Nominal voltage [U _n]	12V	24V	48V	110V
Rated voltage (max. continuous d.c. voltage) [U _c]	14V	33V	55V	170V
Rated voltage (max. continuous a.c. voltage) [U _c]	9.5V	23V	38.5V	120V
Nominal current [I _n]	0.5A	0.5A	1.7A	0.5A
Lightning impulse current (10/350) (per line) [I _{imp}]	0.5kA	0.5kA	0.5kA	0.5kA
Nominal discharge current (8/20) (per line) [I _n]	5kA	5kA	5kA	5kA
Nominal discharge current (8/20) (total) [I _n]	10kA	10kA	10kA	10kA
Voltage protection level at I _n (line-line) [U _p]	≤ 25V	≤ 50V	≤ 100V	≤ 260V
Voltage protection level at I _n (line-PG) [U _p]	≤ 750V	≤ 750V	≤ 750V	≤ 750V
Voltage protection level at 1kV/μs (line-line) [U _p]	≤ 19V	≤ 45V	≤ 70V	≤ 230V
Voltage protection level at 1kV/μs (line-PG) [U _p]	≤ 650V	≤ 650V	≤ 650V	≤ 650V
Bandwidth (line-line) [f _c]	2.5MHz	6MHz	10MHz	16MHz
Series impedance per line [R]	1.8Ω	1.8Ω	0.4Ω	1.8Ω
Capacitance (line-line) [C]	≤ 2.4nF	≤ 1nF	≤ 0.6nF	≤ 0.4nF
Capacitance (line-PG) [C]	≤ 5pF	≤ 5pF	≤ 10pF	≤ 5pF
Response time (line-line) [t _r]	≤ 1ns	≤ 1ns	≤ 1ns	≤ 1ns
Response time (line-PG) [t _r]	≤ 100ns	≤ 100ns	≤ 100ns	≤ 100ns
Operating temperature range	-40°C...+80°C			
Cross-sectional area	0.08mm ² ~ 2.5mm ² solid / flexible			
Mounting on	35mm DIN rail			
Enclosure material	Orange thermoplastic, UL94-V0			
Test standards	IEC 61643-21; GB 18802.21; YD/T 1542			
Certification	CE (LVD, EMC)			

Ordering information				
Type	BS RK SD 12	BS RK SD 24	BS RK SD 48	BS RK SD 110
Art.-No.	610 210	610 216	610 218	610 220
Packing unit	1 pc(s)	1 pc(s)	1 pc(s)	1 pc(s)

Accessory Part for BlitzShield / BASE Part

Shield Terminal
For the connection of signal lines with shield to earth

Type	T-1 (M-5mm)	T-2 (M-4mm)	T-3 (M-3mm)	T-4 (M-2mm)
Art.-No.	600 011	600 012	600 013	600 014
Packing unit	10 pc(s)	10 pc(s)	10 pc(s)	10 pc(s)

Accessory Part for BS RK ... (3-line) series

Earthing Busbar
For connection of shield or earth of 10 SPDs mounted on the DIN rail.

Type	R-10a (without cover)	R-10b (with cover)
Art.-No.	600 110	600 210
Packing unit	10 pc(s)	10 pc(s)