

**Bringing Quality
Design Systems to Life**
with
Storyboard & AppliTools

[@colbyfayock](#)

Colby Fayock

Developer Advocate



@colbyfayock





Explore nearby



Ocean City
2.5 hour drive



Rehoboth Beach
8.5 hour drive



Cape May
2.5 hour drive



Philadelphia
1 hour drive



Atlantic City
2.5 hour drive



Kill Devil Hills
8 hour drive



Ithaca
5.5 hour drive



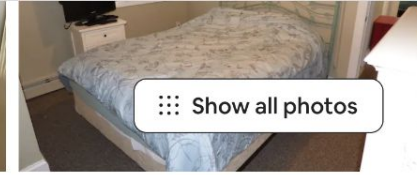
Chincoteague
4.5 hour drive

Live anywhere



Online Experiences

Find unique activities led by one-of-a-kind hosts — all without leaving home.



\$135 / night

CHECK-IN
Add date

CHECKOUT
Add date

GUESTS
1 guest



Check availability



Filters

Dates

Group size

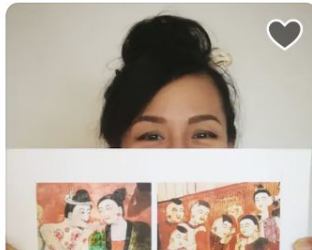

Great for groups

Family friendly

s. [Learn more](#)

[Report this listing](#)

Wander from home



... and TV
... deli and

second floor

@colbyfayock



Google

A large, rounded search bar with a magnifying glass icon on the left and a microphone icon on the right.

Google Search

I'm Feeling Lucky



More ways to enjoy your photos

Integrate the magic of Photos into third-party apps, so it's easier than ever to access, edit, print, back-up photos and more.

[Learn more](#)



Our Adidas teams **work together in one environment** where we can see audience insights, what creative we're running and where, how it's performing, and make changes almost in real time.

Chris Murphy, Head of Digital Experience, Adidas

Integrated solutions for every marketer.



Analytics

Understand your customers so you can deliver better experiences.



Data Studio

Bring your data to life with engaging, customizable reports.



Optimize

Test variations of your sites and apps.



Welcome, Colby Fayock

Manage your info, privacy, and security to make Google work better for you. [Learn more](#)

Privacy & personalization

See the data in your Google Account and choose what activity is saved to personalize your Google experience



[Manage your data & personalization](#)

Security issues found

Protect your account now by resolving these issues



[Secure account](#)

Account storage

Your account storage is shared across Google services, like Drive, Gmail, and Photos



10.48 GB of 17 GB used

[Manage storage](#)

Privacy suggestions available

Take the Privacy Checkup and choose the settings that are right for you



[Review suggestions \(6\)](#)

Looking for something else?

Search Google Account



New

My Drive

Computers

Shared with me

Recent

Starred

Trash

Storage

10.5 GB of 17 GB used

[Buy storage](#)

My Drive

Name

Invoice

Professional

Public Templates

Talks

[Article][Outline] Client Side Authentication with Next.js &

[Article][Snippet] E-commerce for React developers

[Blog] How to use Google Tag Manager to maintain Google

[Blog] Making an Impact with Gatsby and Maps

[Blog] What is Leaflet and how can you use it to easily spin

[Blog] What is Static Generation and How Does Next

[Book] Jamstack Handbook

[Colbana] Budget

@colbyfayock

Explore nearby



Ocean City
2.5 hour drive



Rehoboth Beach
8.5 hour drive



Atlantic City
2.5 hour drive



Kill Devil Hills
8 hour drive



Live anywhere



Google



Google Search

I'm Feeling Lucky

What are design systems?



Components

Location
Where are you going?

Check in
Add dates

Check out
Add dates

Guests
Add guests





Ocean City
2.5 hour drive

Q
Sea Isle
City

Search as I move the map

Become a Host
Earn extra income and unlock new opportunities by sharing your space.


[Learn more](#)



Entire apartment in Ocean City
Cozy quiet and clean Beach bloc...

6 guests · 2 bedrooms · 3 beds · 1 bath
Wifi · Kitchen · Air conditioning

\$135 / night



Images



Style Guide

Type	A11y Color	Spacing
Title 1 · 44/56	 Rausch #FF5A5F 3.05:1	 8 · tiny
Title 2 · 32/36	 A11y Babu #00A699 3.03:1	 16 · small
Title 3 · 24/28		 24 · base
Large · 19/24	 A11y Arches #FC642D 3.0:1	 48 · large
Regular · 17/22	 A11y Hof #484848 9.14:1	 64 · x-large
Small · 14/18		
MICRO 1 · 8/8	 A11y Foggy #767676 4.54:1	

airbnb.design/building-a-visual-language/

@colbyfayock

Branding (usually)



Places to stay

Experiences

Online Experiences

Become a host



Location

Where are you going?

Check in

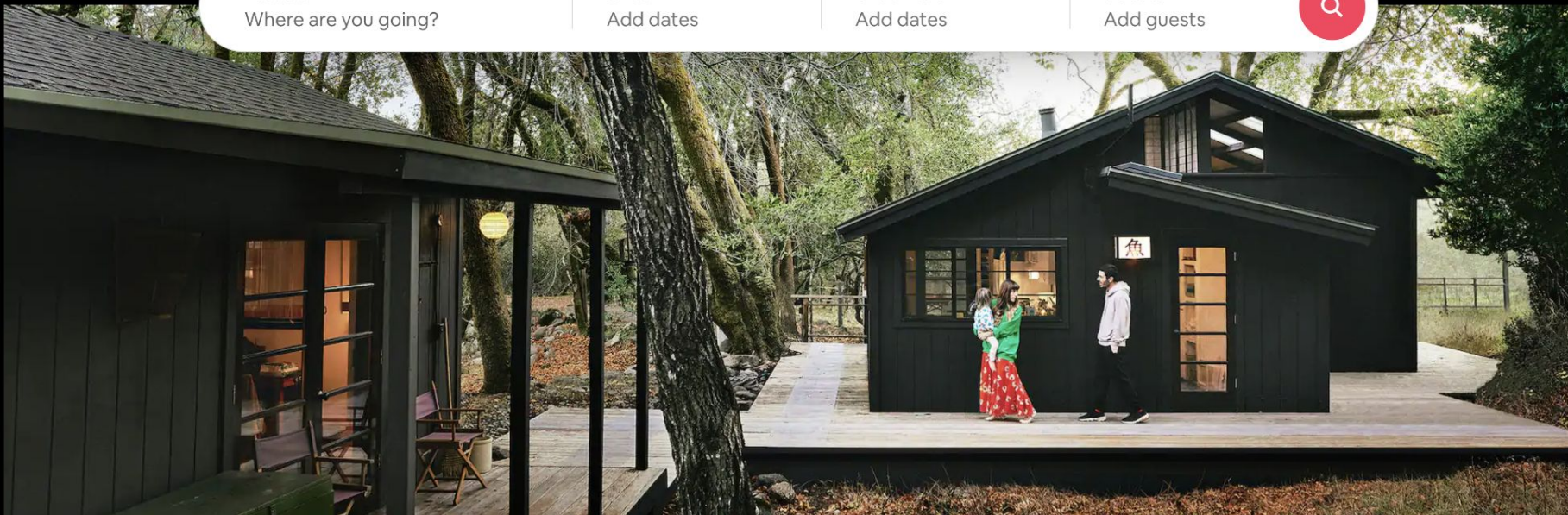
Add dates

Check out

Add dates

Guests

Add guests



Made possible by Hosts

@colbyfayock

Branding (usually)

This is a primary alert

This is a secondary alert

This is a success alert

This is a danger alert

This is a warning alert

This is a info alert

This is a light alert

This is a dark alert

Badge

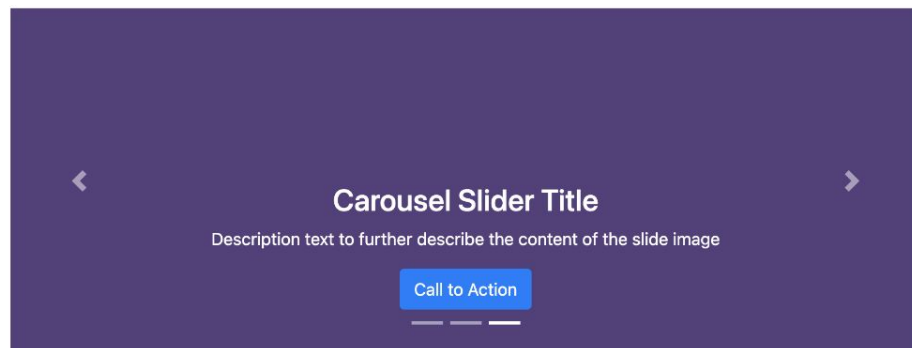
Example heading `badge-primary`

Example heading `badge-secondary`

Popover

[Home](#) / [Library](#) / Breadcrumb

Carousel



Dropdowns

Large button ▾

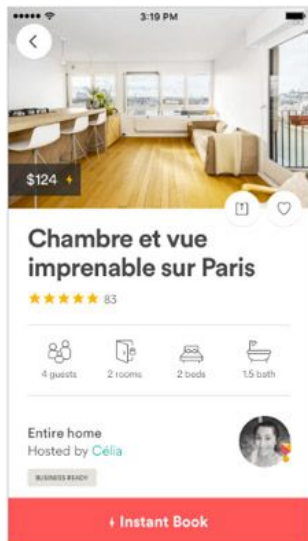
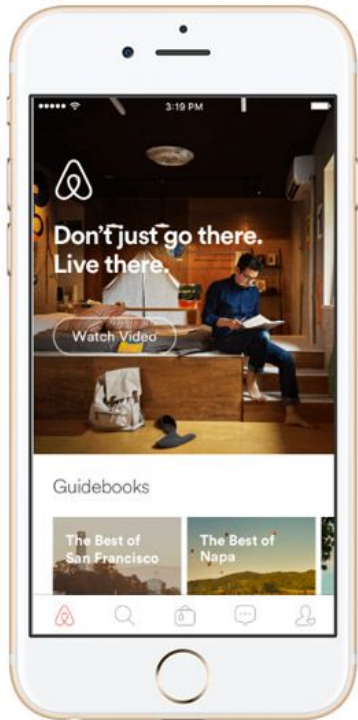
Large split button ▾

Small button ▾

Small split button ▾

How do design systems help?

Consistency



Type

Title 1 · 44/56

Title 2 · 32/36

Title 3 · 24/28


Large · 19/24

Regular · 17/22

Small · 14/18

MICRO 1 · 8/8

A11y Color



Rausch
#FF5A5F
3.05:1



A11y Babu
#00A699
3.03:1



A11y Arches
#FC642D
3.0:1



A11y Hof
#484848
9.14:1



A11y Foggy
#767676
4.54:1

Focus



Places to stay

Experiences

Become a host



Github Actions! Here's a detailed breakdown.....

Location

Ocean City

Check in

Add dates

Check out

Add dates

Guests

Add guests

Search

Calendar

I'm flexible

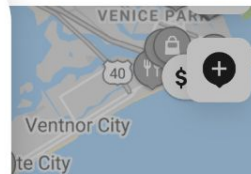


April 2021

May 2021



Su	Mo	Tu	We	Th	Fr	Sa	Su	Mo	Tu	We	Th	Fr	Sa
				1	2	3							1
4	5	6	7	8	9	10	2	3	4	5	6	7	8
11	12	13	14	15	16	17	9	10	11	12	13	14	15
18	19	20	21	22	23	24	16	17	18	19	20	21	22



Cancellation flexibility

Review COVID-19 travel requirements

SUPERHOST



@colbyfayock


Efficiency

ONLINE EXPERIENCE

The Secrets of Chiang Mai

★ 4.96 (114) · Chiang Mai, Thailand · Part of [Airbnb Online Experiences](#)

📅 Gift ⬆️ Share ❤️ Save



Show all 6 photos

Online experience hosted by Sue



From \$13 / person

@colbyfayock

How do I get started?

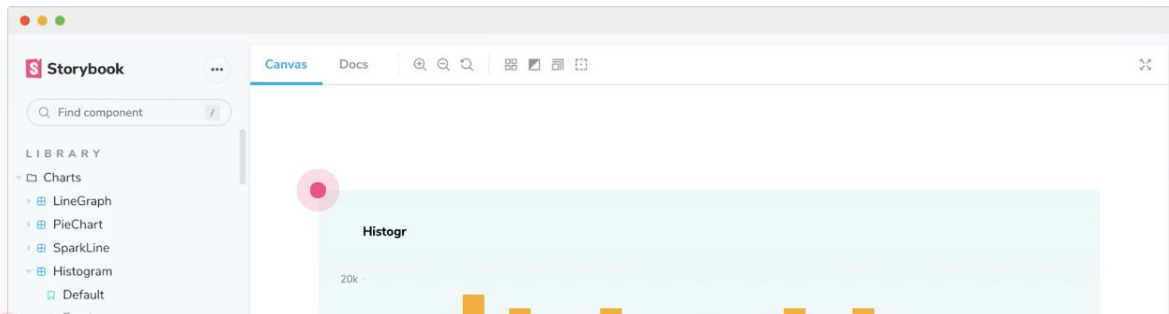
Storybook

Build bulletproof UI components faster








Storybook is an open source tool for developing UI components in isolation for React, Vue, Angular, and more. It makes building stunning UIs organized and efficient.

Get Started

▶ Watch video



MADE FOR

-  [React >](#)
-  [Vue >](#)
-  [Angular >](#)
-  [Web Components >](#)
-  [Ember >](#)
-  [HTML >](#)
-  [Mithril >](#)


Easy to Set Up

Q Search docs



Framework: [React](#) ▼

▼  Get Started

- Introduction
- **Install**
- What's a story?
- Browse stories
- Setup
- Conclusion
-  Examples

>  Writing Stories

>  Writing Docs

Install Storybook

Use the Storybook CLI to install it in a single command. Run this inside your existing project's root directory:

```
# Add Storybook:  
npx sb init
```



Copy

If you run into issues with the installation, check the troubleshooting section below for guidance on how to solve it.

▶ [sb init is not made for empty projects](#)

During its install process, Storybook will look into your project's dependencies and provide you with the best configuration available.

The command above will make the following changes to your local environment:

-  Install the required dependencies.
-  Setup the necessary scripts to run and build Storybook.

Easy to Set Up

Search docs

Install Storybook

Framework: React

- Get Started
 - Introduction
 - Install**
 - What's a story?
 - Browse stories
 - Setup
 - Conclusion
- Examples
- Writing Stories
- Writing Docs

```
# Add Storybook:  
npx sb init
```

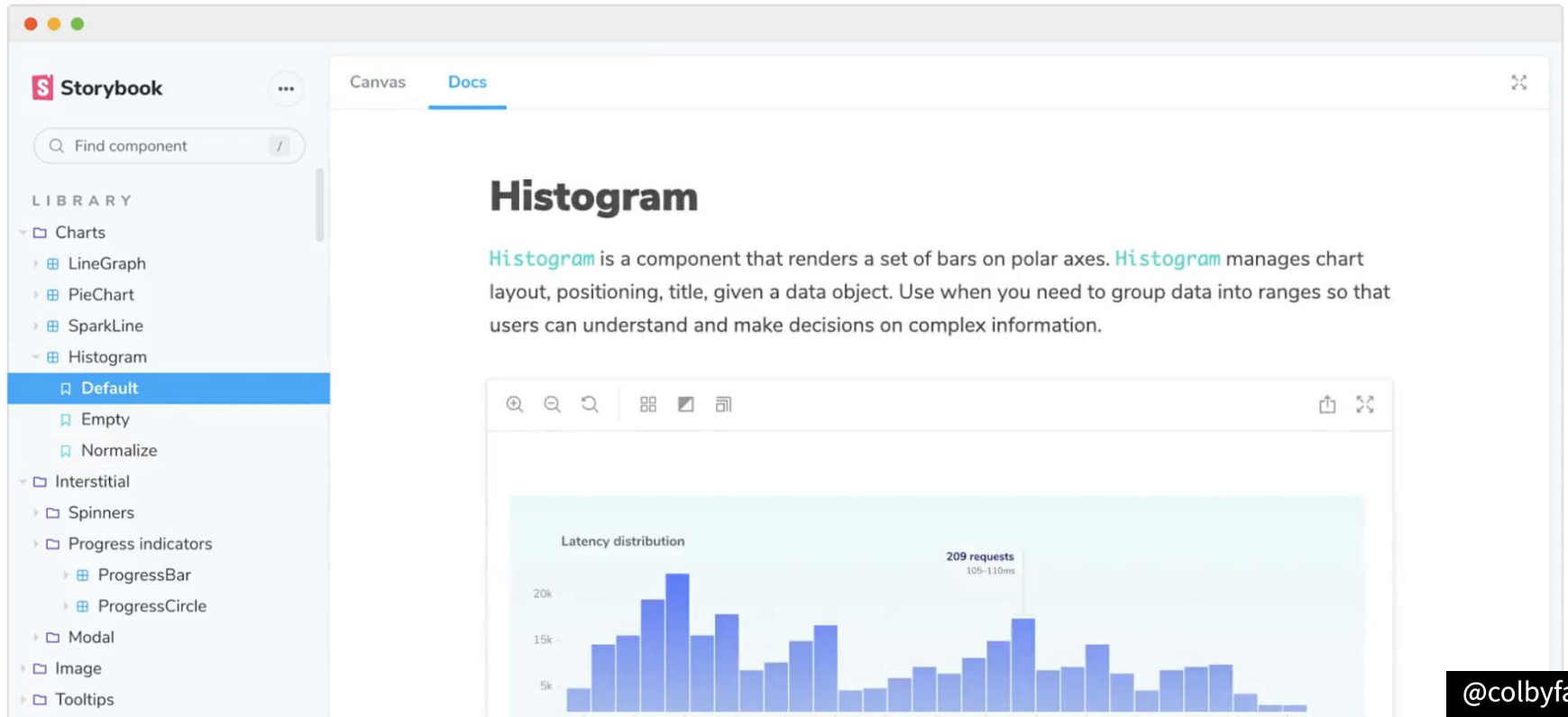
▶ `sb init` is not made for empty projects

During its install process, Storybook will look into your project's dependencies and provide you with the best configuration available.

The command above will make the following changes to your local environment:

- Install the required dependencies.
- Setup the necessary scripts to run and build Storybook.

Library of Components



The screenshot shows the Storybook interface for the Histogram component. On the left is a sidebar with a search bar and a component library. The main area displays the component's name, a description, and a live preview of the histogram.

LIBRARY

- Charts
 - LineGraph
 - PieChart
 - SparkLine
 - Histogram
- Default
- Empty
- Normalize
- Interstitial
- Spinners
- Progress indicators
 - ProgressBar
 - ProgressCircle
- Modal
- Image
- Tooltips

Histogram

Histogram is a component that renders a set of bars on polar axes. **Histogram** manages chart layout, positioning, title, given a data object. Use when you need to group data into ranges so that users can understand and make decisions on complex information.

Latency distribution

209 requests
105-110ms

The histogram chart shows a distribution of latency values. The y-axis represents the number of requests, ranging from 0 to 20k. The x-axis represents latency ranges. A callout indicates that there are 209 requests in the 105-110ms range.

@colbyfayock

Documentation

- ▣ SparkLine
- ▣ Histogram
- ▣ Default
- ▣ Empty
- ▣ Normalize
- ▣ Interstitial
 - ▣ Spinners
 - ▣ Progress indicators
 - ▣ ProgressBar
 - ▣ ProgressCircle

- ▣ Modal
- ▣ Image
- ▣ Tooltips
- ▣ Badges
- ▣ Buttons

WEB APP

- ▣ AccountMenu
- ▣ BuildItem
- ▣ BuildList
- ▣ ActivityItem
- ▣ ActivityList
- ▣ Footer
- ▣ Header



Hide code

```
<Histogram data={sampleData} normalize appearance="minimal" />
```

Name	Description	Default	Controls
------	-------------	---------	----------

dataType	Change format of data	latency	latency ▾
-----------------	-----------------------	---------	-----------

"latency" | "requests"

Who's using Storybook?


The Guardian


S Storybook ⋮


🔍 Press "/" to search...


- Components
 - AgeWarning
 - ArticleHeadline
 - ArticleMeta
 - ArticleStandfirst
 - ArticleTitle
 - Avatar
 - Callout
 - Caption
 - Card
 - News
 - In Depth**
 - Related Stories
 - Spotlight
 - Four with image top
 - Media
 - CardCommentCount
 - default
 - Media


🔍 🔍 🔍 📄


 **Munroe Bergdorf** / Explainer: what are the underlying causes of Australia's shocking bushfire season?

 **Politics** / Explainer: what are the underlying causes of Australia's shocking bushfire season? 864

 **Extinction Rebellion** / Explainer: what are the underlying causes of Australia's shocking bushfire season?

 **Environment** / Lady Hale: 'My Desert Island Judgments? Number one would probably be the prorogation case'

 **NHS** / The Tories plan an

 **NHS** / The Tories plan an assault on progressive Britain. The left must be prepared 3,694

5dfcbf3012392c0020e7140b-gmgigeoguh.chromatic.com

@colbyfayock

Shopify

Shopify Polaris
Storybook



Canvas

Docs



Strict Mode

New Design Language



🔍 Press "/" to search...

PLAYGROUND

▶ Playground

ALL COMPONENTS

▾ Account connection

🔖 All Examples

🔖 Default account connection

▶ Action list

▾ App provider

🔖 Default

🔖 With i18n

🔖 With linkComponent

🔖 With theme

🔖 With theme using all theme keys

Navigation with a secondary action for a section and a section title

🏠 Home

📦 Orders

🛍️ Products

SALES CHANNELS



🛒 Online Store

5d559397bae39100201eedc1-wvrmdldybf.chromatic.com

@colbyfayock

IBM

Carbon
Components React
v7.32.0

🔍 Press "/" to search...

GETTING STARTED

- 📄 Welcome
- 📄 Welcome

COMPONENTS

- 📄 Accordion
 - 📄 Accordion
 - 📄 Skeleton
 - 📄 Playground
 - 📄 Skeleton Playground
- 📄 AspectRatio
 - 📄 Aspect Ratio
 - 📄 Playground
- 📄 Breadcrumb
- 📄 Button

Canvas

Docs

Notes



Notification title



Subtitle text goes here.

00:00:00 AM

Story

Knobs

Actions

Readme



```
59
60 export const Toast = () => (
61   <ToastNotification
62     {...notificationProps()}
63     caption={text('Caption (caption)', '00:00:00 AM')}
64     style
65   />
66 ):
```

react.carbondesignsystem.com

@colbyfayock

How to maintain quality?

Challenges of Design Systems

Maintenance

Challenges of Design Systems

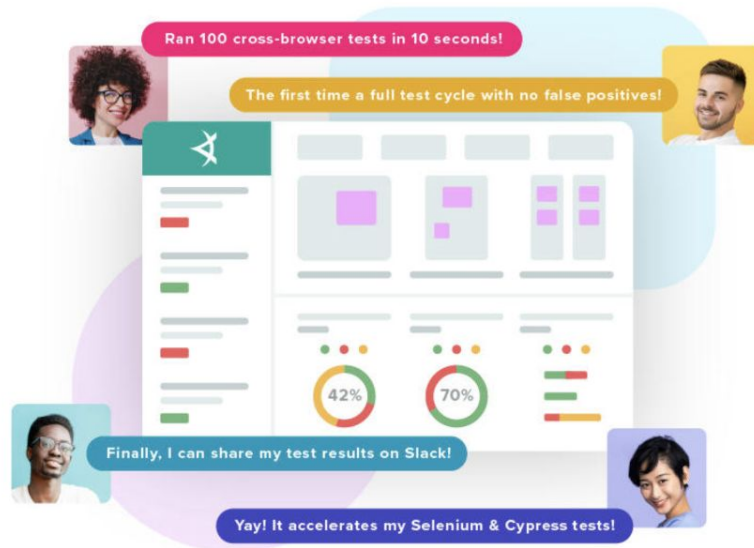
Maintenance

User Experience

Applitoools

Next generation test automation platform powered by Visual AI

Increase quality, accelerate delivery and reduce cost with the world's most intelligent test automation platform.

[GET STARTED](#)
[REQUEST A DEMO](#)


Announcing the Automation Cookbook – free bite-sized videos aimed to upskill developers and test engineers of all experience levels.

[Access the Cookbook](#)



Last 150 batch runs

Unresolved

Test results of batch: Login

Step 1/2: Login Window

Test: Login



VIEW

HIGHLIGHT DIFFS

ANNOTATIONS

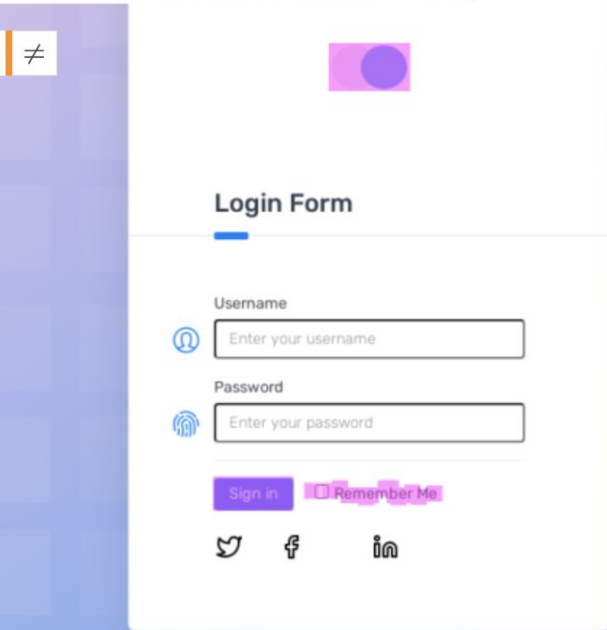
AUTO MAINTENANCE

Scope: Default

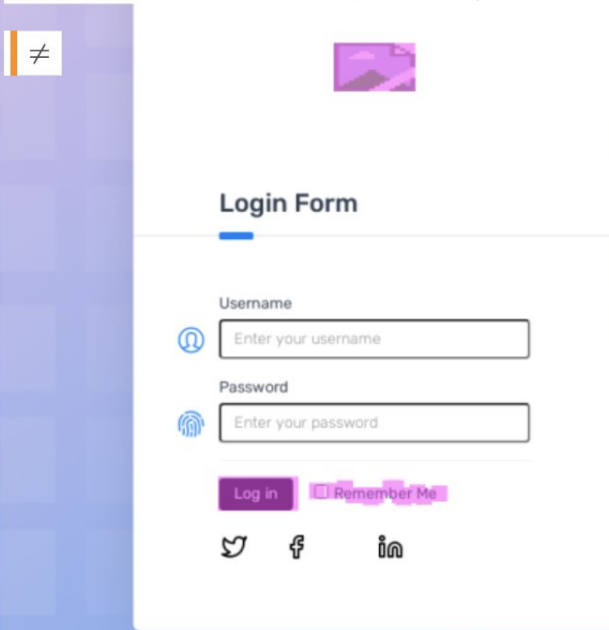
ACCESSIBILITY



Baseline | 1/2 Login Window
 Strict | Linux | Chrome 89.0 | 1000x660 | Desktop



Checkpoint | 1/2 Login Window
 Strict | Linux | Chrome 89.0 | 1000x660 | Desktop



Tutorials

[Overview](#) ▶

[Getting Started](#) ▶

[Web SDKs](#) ▶

[Mobile & Native SDKs](#) ▶

[Screenshot SDKs](#) ▶

[Desktop SDKs](#) ▶

[Codeless Tools](#) ▶

WEB SDKs

Selenium
JavaScript

Selenium
Java

Selenium C#

Selenium
Ruby

Selenium PHP

Selenium
Python

WebdriverIO4

WebdriverIO5

New
WebdriverIO6

Selenium IDE

Cypress

New
Playwright

Testcafe

New
Storybook
CSF React

Storybook
React

Storybook
Angular

Storybook
Vue

Watir

Capybara

New
Protractor

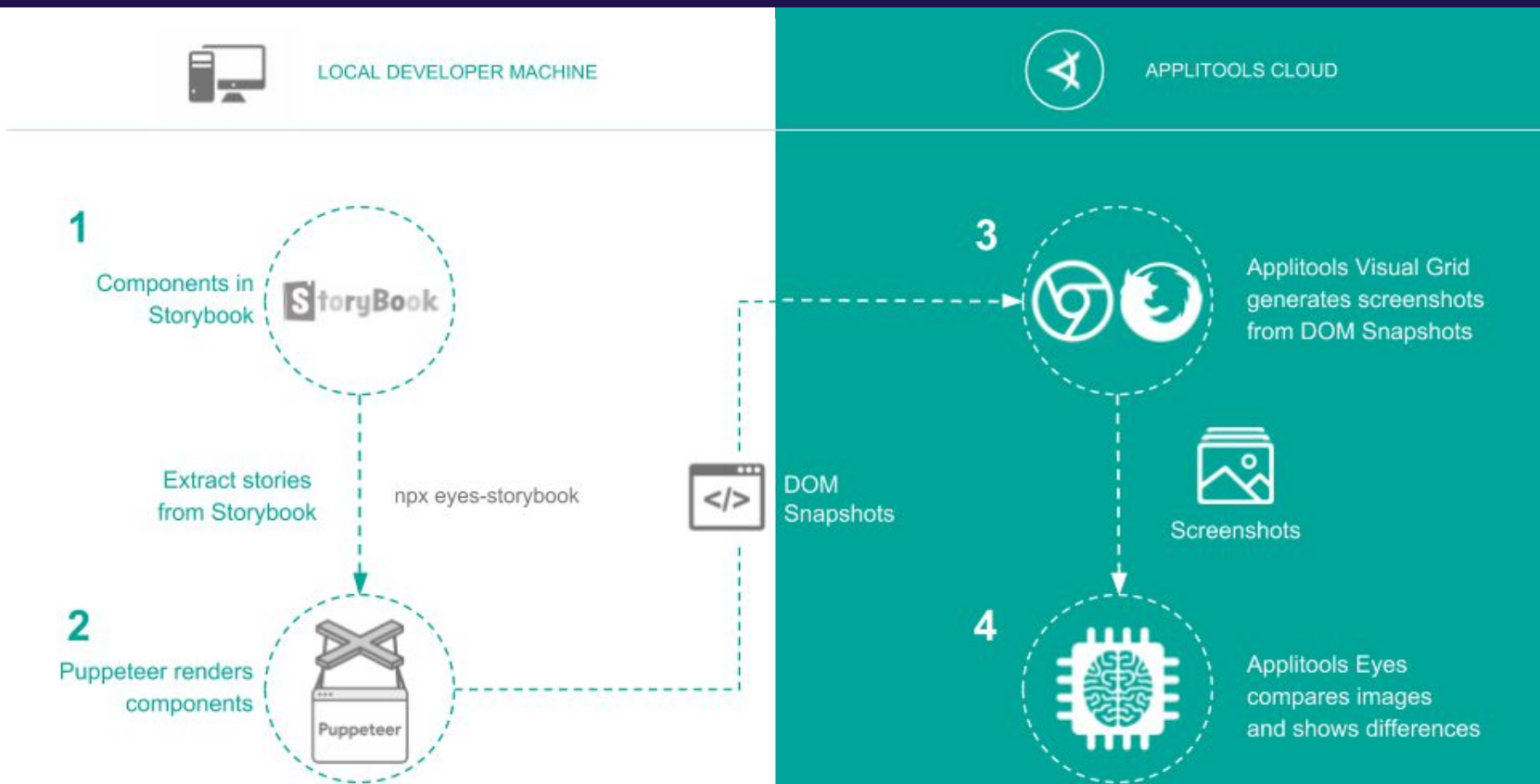
UFT/QTP

LeanFT C#

LeanFT
JavaScript

Coded UI

How Applitools Works



How Applitools Works



LOCAL DEVELOPER MACHINE



APPLITOLS CLOUD

1

Components in Storybook

StoryBook

Extract stories from Storybook

`npx eyes-storybook`

2

Puppeteer renders components



DOM Snapshots

3



Applitools Visual Grid generates screenshots from DOM Snapshots



Screenshots

4



Applitools Eyes compares images and shows differences

How Applitools Works



LOCAL DEVELOPER MACHINE



APPLITOLS CLOUD

1

Components in Storybook

StoryBook

Extract stories from Storybook

`npx eyes-storybook`



DOM Snapshots

2

Puppeteer renders components



3



Applitools Visual Grid generates screenshots from DOM Snapshots



Screenshots

4



Applitools Eyes compares images and shows differences

How Applitools Works



LOCAL DEVELOPER MACHINE



APPLITOLS CLOUD

1

Components in Storybook


StoryBook

Extract stories from Storybook

`npx eyes-storybook`

2

Puppeteer renders components



3



Applitools Visual Grid generates screenshots from DOM Snapshots

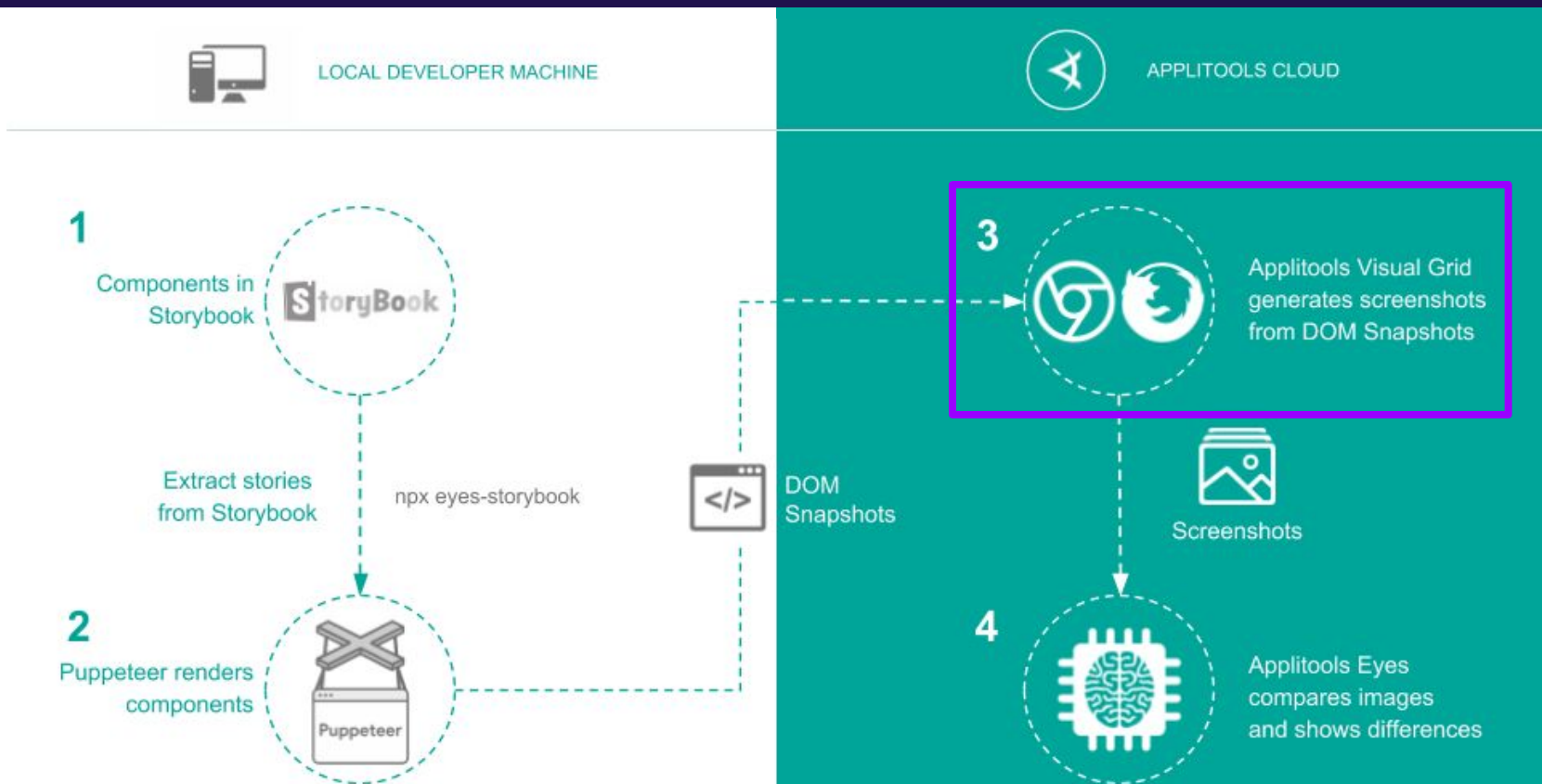


4

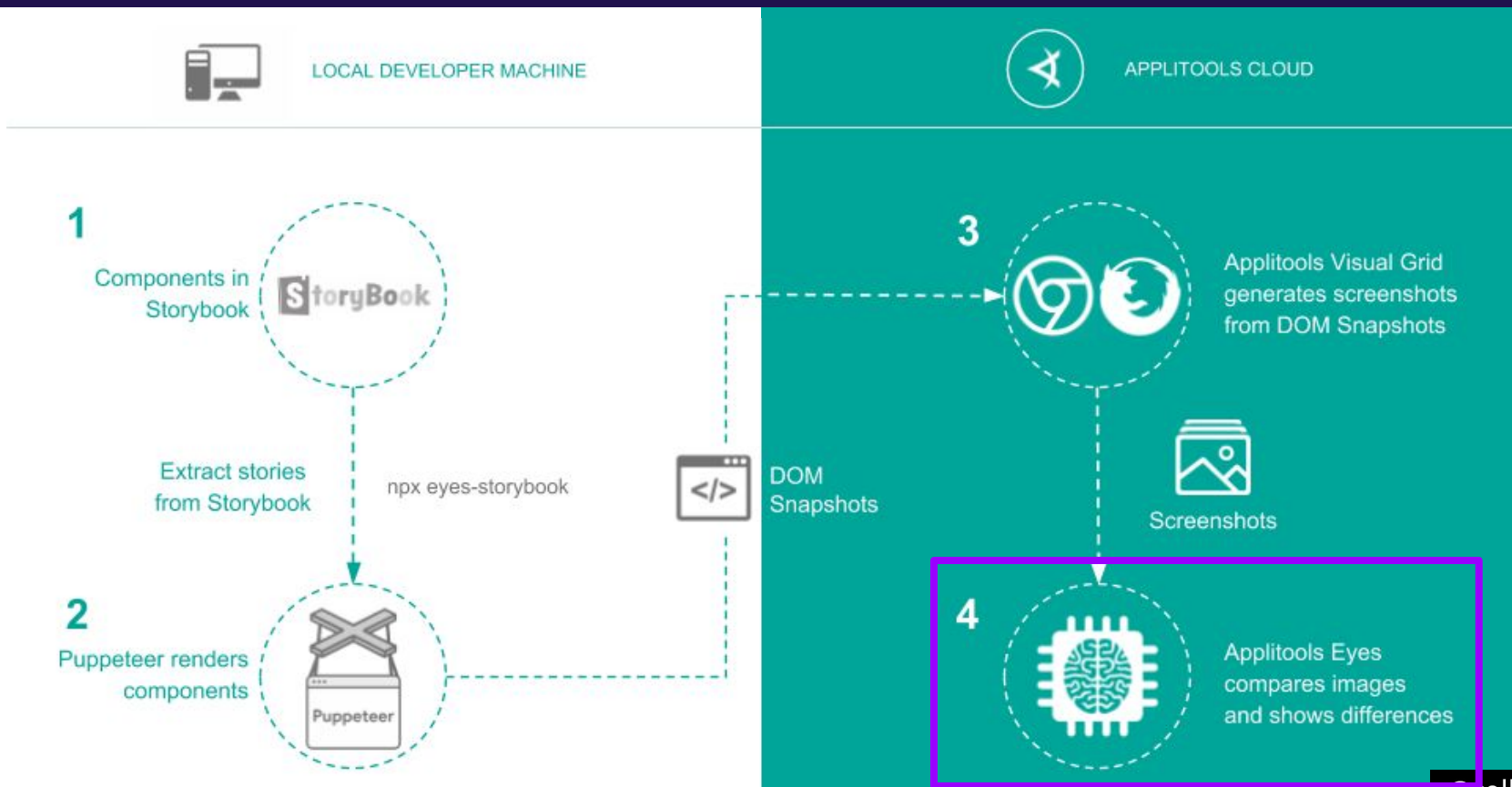


Applitools Eyes compares images and shows differences

How Applitools Works



How Applitools Works



Storybook Integration

npm

Search packages

Search

Sign Up

Sign In

@applitools/eyes-storybook

3.20.2 • Public • Published 18 days ago

Readme

Explore BETA

14 Dependencies

0 Dependents

177 Versions

Eyes-Storybook

Applitoools Eyes SDK for **Storybook**.

Table of contents

- Installation
 - Install npm package
 - Applitools API key
- Usage
 - Configuring local storybook server
 - Standalone server
 - Command line arguments
- Concurrency
- Advanced configuration

Install

```
> npm i @applitools/eyes-storybook
```

Weekly Downloads

9,765



Version

License

3.20.2

SEE LICENSE IN L...

Unpacked Size

Total Files

268 kB

55

Issues

Pull Requests

15

13

Demo

Demo

Create a React application

Install and set up Storybook

Install and set up Applitools

Run tests!

Demo

- ✓ Create a React application
- ✓ Install and set up Storybook
- ✓ Install and set up Applitools
- ✓ Run tests!

Storybook Integration



Search packages

Search

Sign Up

Sign In

@applitools/eyes-storybook

3.20.2 • Public • Published 18 days ago

Readme

Explore BETA

14 Dependencies

0 Dependents

177 Versions

Eyes-Storybook

Applitoools Eyes SDK for **Storybook**.

Table of contents

- Installation
 - Install npm package
 - Applitools API key
- Usage
 - Configuring local storybook server
 - Standalone server
 - Command line arguments
- Concurrency
- Advanced configuration

Install

```
> npm i @applitools/eyes-storybook
```

Weekly Downloads

9,765



Version

License

3.20.2

SEE LICENSE IN L...

Unpacked Size

Total Files

268 kB

55

npmjs.com/package/@applitools/eyes-storybook

Pull Requests

15

13

@colbyfayock

Storybook Tutorial

[Selenium JavaScript tutorial](#)

[Selenium PHP Tutorial](#)

[Selenium Python tutorial](#)

[Selenium Ruby tutorial](#)

[Storybook Angular Tutorial](#)

[Storybook React Tutorial](#)

[Storybook Vue Tutorial](#)

[Storybook CSF React Tutorial](#)

[How it works](#)

[Prerequisites](#)

[Getting Started](#)

[Customizations](#)

[Learn more](#)

[Testcafe Tutorial](#)

[UFT/QTP Tutorial](#)

[Watir tutorial](#)

[WebdriverIO 4 tutorial](#)

Storybook CSF React Tutorial

How it works

The Applitools Eyes Storybook SDK does not require you to change any code! You simply need to add Applitools SDK as a dependency and run the CLI command!

Our SDK simply opens up different stories from your project and upload the DOM to our Visual grid servers. It uploads multiple DOMs concurrently. The visual grid receives these DOMs and renders them in parallel using real browsers. Then it take pictures of each stories. And finally, these pictures are then sent to our AI servers to check for differences.

The picture below shows how it works

applitools.com/tutorials



APPLITOLS CLOUD

@colbyfayock

Storybook Tutorial



PRODUCTS ▾

USE CASES ▾

RESOURCES ▾

PRICING

COMPANY ▾



LOGIN

GET STARTED

How to Add Applitoools Eyes to Storybook

Getting Started —March 30, 2021 | Colby Fayock

[Home](#) / [Blog](#) / [Getting Started](#) / How to Add Applitoools Eyes to Storybook

SHARE



Creating component and design systems are an important way to make sure you're delivering consistent experiences across your applications. Storybook makes this easy with its JavaScript API, but how can we make sure we're

applitoools.com/blog

Related

[@colbyfayock](#)

Colby Fayock

Developer Advocate



@colbyfayock



Thank You

colbyfayock.com/applite-tools-storybook-webinar

WEBINAR

Playwright: A New Test Automation Framework for the Modern Web

Andrey Lushnikov, Principal Engineer, Microsoft



April 29, 2021 | 10am PT





Sign up for a free account!

appliteools.com