

Exploring the WordPress Graph

with

Next.js & WPGraphQL

@colbyfayock

Colby Fayock

Sr Dev Experience Engineer



@colbyfayock

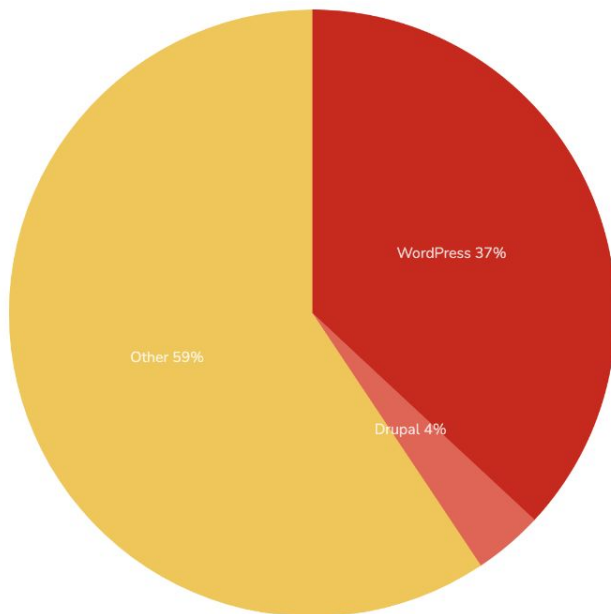




WORDPRESS

CMS Usage Distribution in the Top 1 Million Sites

Distribution for websites using CMS technologies



[Explain Chart](#)

Top In CMS Usage Distribution in the Top 1 Million Sites

Technology	Websites	%
WordPress	357,960	35.8
Drupal	35,906	3.59
Plesk	28,786	2.88
Google Search Appliance	28,518	2.85

968,216 Detections

of Content Management System in the Top 1 Million Sites. Last updated 04th Aug 2021.

WordPress is currently the most popular technology in this category.

Top 1m 968,216

Top 1,000,000 sites by traffic

Top 100k 162,171

Top 100,000 sites by traffic

Top 10k 25,294

Top 10,000 sites by traffic

Entire Internet 65,474,797

Turkey 163,182

United States 25,207,136

Germany 2,776,175

United Kingdom 2,189,406

Russia 1,552,671

Italy 976,943

France 918,849

Netherlands 862,560

Canada 868,291

Australia 743,553

Brazil 593,207

Spain 606,506

India 528,368


Japan 468,091

Poland 352,475

Million Sites

968,216 Detections

of Content Management System in the Top 1 Million Sites. Last updated 04th Aug 2021.

 **WordPress** is currently the most popular technology in this category.

Top 1m	968,216
---------------	----------------

Top 1,000,000 sites by traffic

Top 100k	162,171
-----------------	----------------

Top 100,000 sites by traffic

Top 10k	25,294
----------------	---------------

Top 10,000 sites by traffic



WORDPRESS

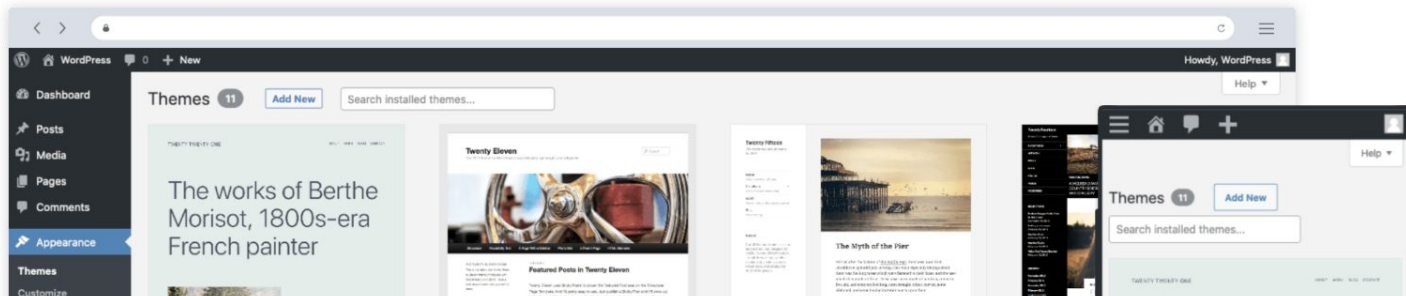


WORDPRESS

Meet WordPress

WordPress is open source software you can use to create a beautiful website, blog, or app.

Beautiful designs, powerful features, and the freedom to build anything you want. WordPress is both free and priceless at the same time.



WordPress API



Search WordPress.org



Showcase Themes Plugins Mobile Support Get Involved About Blog Hosting

Get WordPress

REST API Handbook

Search ...



CHAPTERS

REST API Handbook

Key Concepts

Frequently Asked Questions

Using the REST API



Extending the REST API



Endpoint Reference



Browse: [Home](#) / REST API Handbook

REST API Handbook [Edit](#)

The WordPress REST API provides an interface for applications to interact with your WordPress site by sending and receiving data as [JSON](#) (JavaScript Object Notation) objects. It is the foundation of the [WordPress Block Editor](#), and can likewise enable your theme, plugin or custom application to present new, powerful interfaces for managing and publishing your site content.

Using the WordPress REST API you can create a plugin to provide an entirely new admin experiences for WordPress, build a brand new interactive front-end experience, or bring your WordPress content into completely separate applications.

TOPICS

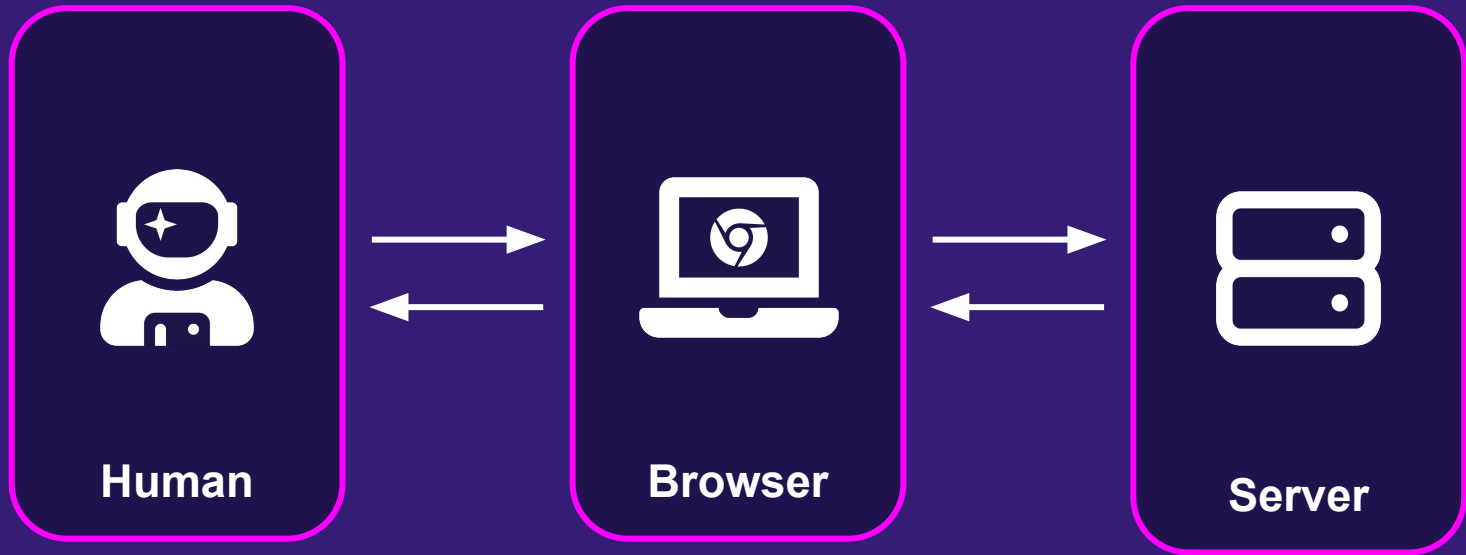
[What Is A REST API?](#)

[Using the WordPress REST API](#)

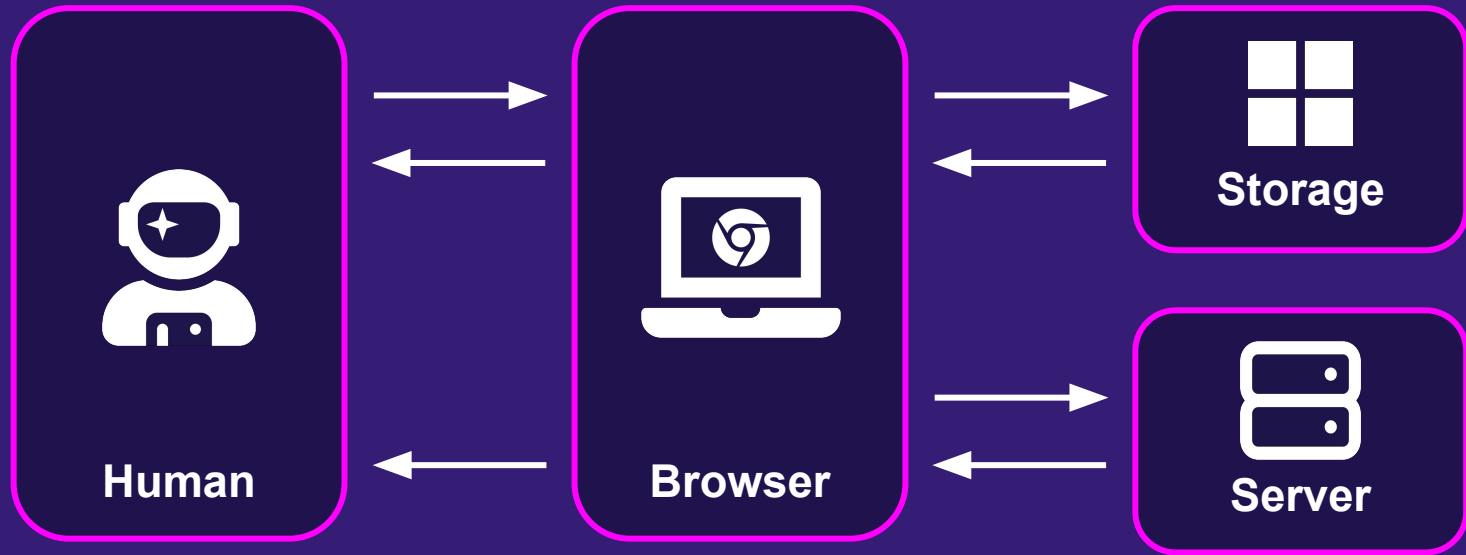
[Next Steps](#)

What is “headless”?

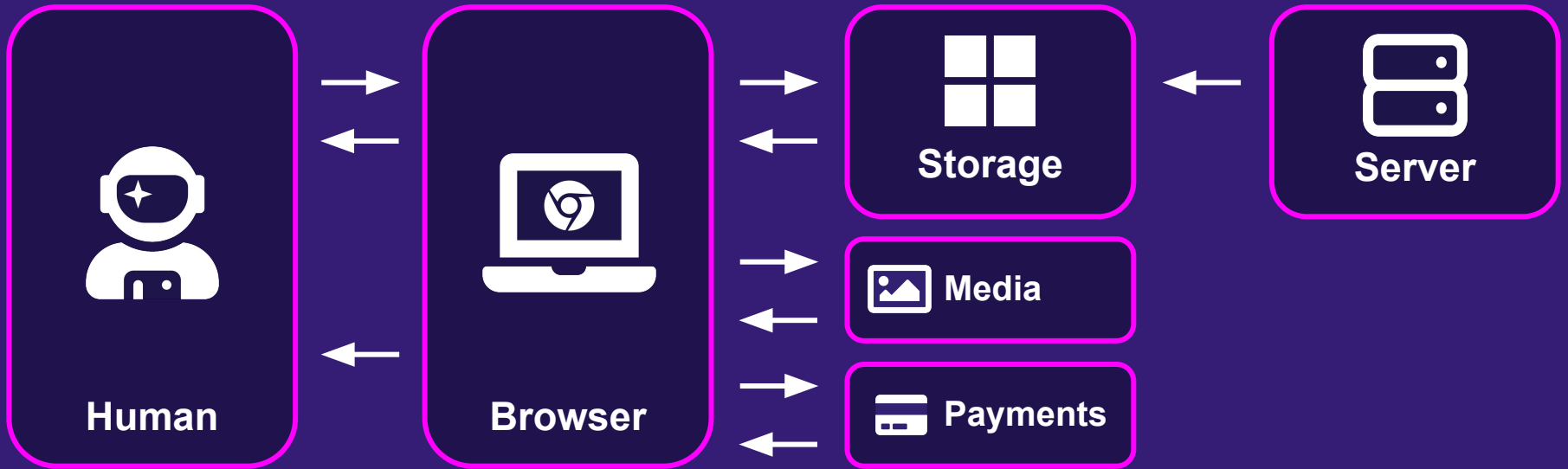
Traditional



Headless + Clientside

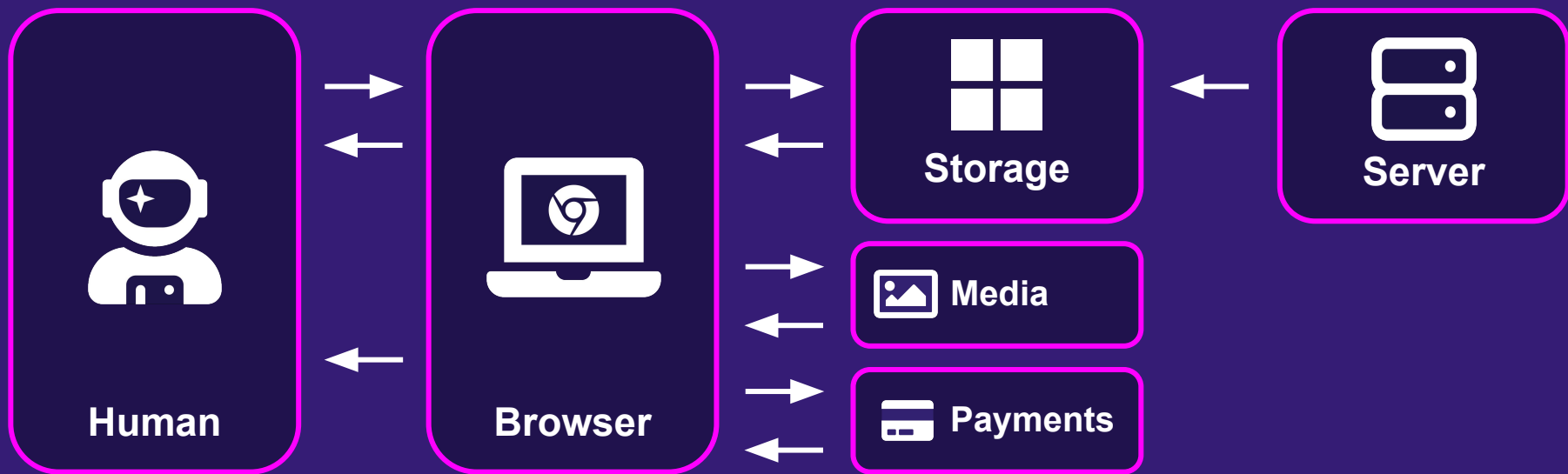


Headless + Static



...why?

Headless + Static



Performance

Plugins

My Favorites

Beta Testing

Developers

cache



Showing results for: cache



LiteSpeed Cache

★★★★★ (1,169)

All-in-one unbeatable acceleration & PageSpeed improvement: caching, image/CSS/JS optimization...

LiteSpeed Technologies

1+ million active installations Tested with 5.5.1



W3 Total Cache

★★★★★ (4,573)

Search Engine (SEO) & Performance Optimization (WPO) via caching. Integrated caching: CDN, Page, Minify, Object, Fragment, Database support.

BoldGrid

1+ million active installations Tested with 5.5.1



WP Fastest Cache

★★★★★ (3,215)

The simplest and fastest WP Cache system

Emre Vona



WP-Optimize

WP-Optimize – Clean, Compress, Cache.

★★★★★ (1,187)

Makes your site fast and efficient. It cleans the database, compresses images and caches pages. Cached sites attract more traffic and users.

Performance

aws Services Resource Center

Type a prefix and press Enter to search

Upload Create folder

- component---src-templates-
- component---src-templates-
- component---src-templates-
- component---src-templates-
- component---src-templates-
- component---src-templates-
- favicon.gif
- index.html
- resume.pdf
- styles-f4fca833434e9b8756b5...
- styles-f4fca833434e9b8756b5...
- styles.31968c143acc1eddc48...
- webpack-runtime-ff7acf49e4...
- webpack-runtime-ff7acf49e4...
- webpack.stats.json

Elements Console Sources Network Performance Memory Application

Filter Hide data URLs All XHR JS CSS Img Media Font Doc WS Ma

Blocked Requests

Name	Status	Type	Initi...	Size	Time	Wa
page-data.json	200	json	pref...	35.1 kB	45 ms	
component---src-templates-po...	200	javascript	pref...	2.3 kB	39 ms	
app-68985b05b0da25bf78b.js	200	script	(ind...	114 kB	36 ms	
styles-f4fca833434e9b8756b5.js	200	script	(ind...	486 B	34 ms	
gtm.js?id=GTM-NJ75NM>m_...	200	script	(ind...	28.9 kB	32 ms	
commons-c11b7f53e4e20f816...	200	script	(ind...	160 kB	30 ms	
page-data.json	200	json	(ind...	472 B	29 ms	
colby-fayock-bite-world.jpg	200	jpeg	(ind...	51.6 kB	29 ms	
colbyfayock.com.s3-website-u...	200	docum...	Other	72.3 kB	29 ms	
page-data.json	200	xhr	VM...	19.7 kB	28 ms	
page-data.json	200	xhr	VM...	19.7 kB	27 ms	
favicon-e7251aa0ffb9bcbef691...	200	png	Other	25.2 kB	27 ms	
page-data.json	200	xhr	VM...	35.1 kB	26 ms	
css?family=Source+Sans+Pro:...	200	stylesh...	(ind...	821 B	26 ms	
page-data.json	200	json	pref...	19.7 kB	24 ms	
component---src-pages-index-j...	200	script	(ind...	33.9 kB	24 ms	
webpack-runtime-ff7acf49e460...	200	script	(ind...	4.3 kB	23 ms	
app-data.json	200	xhr	VM...	390 B	23 ms	
page-data.json	200	xhr	VM...	35.1 kB	23 ms	
analytics.js	200	script	gtm...	18.4 kB	13 ms	
collect?v=1&_v=j85&a=408353...	200	gif	anal...	61 B	12 ms	

Elements Console Sources Network Performance Memory Application

Filter Hide data URLs All XHR JS CSS Img Media Font Doc WS Ma

Blocked Requests

Name	Status	Type	Initi...	Size	Time	Wa
app-68985b05b0da25bf78b.js						
page-data.json						
commons-c11b7f53e4e20f81649e.js						
webpack-runtime-ff7acf49e4604a8f0bd8.js						
page-data.json						
gtm.js?id=GTM-NJ75NM>m_cookies_...						
colbyfayock.com.s3-website-us-east-1.a...						
page-data.json						
styles-f4fca833434e9b8756b5.js						
colby-fayock-bite-world.jpg	200	jpeg	(ind...	51.6 kB	29 ms	
page-data.json						
colbyfayock.com.s3-website-us-east-1.a...						
page-data.json						
styles-f4fca833434e9b8756b5.js						
colby-fayock-bite-world.jpg	200	jpeg	(ind...	51.6 kB	29 ms	
page-data.json						
css?family=Source+Sans+Pro:400,600,700						
page-data.json						
page-data.json						
page-data.json						
component---src-pages-index-js-e09aeb...						
page-data.json						
favicon-e7251aa0ffb9bcbef691127fb85c...						
app-data.json						
analytics.js						
collect?v=1&_v=j85&a=1341425568&t=p...						
component---src-templates-post-js-a76...						

Headers Preview Response Initiator T

General

Request URL: http://colbyfayock.com.s3-website-us-east-1.amazonaws.com/colby-fayock-bite-world.jpg

Request Method: GET

Status Code: 200 OK

Remote Address: 52.216.143.163:80

Referrer Policy: no-referrer-when-downgrade

Response Headers view source

Content-Length: 71955

Content-Type: text/html

Date: Mon, 07 Sep 2020 02:04:44 GMT

ETag: "b8f7bd3c920771bda901ccecef75a05f"

Last-Modified: Wed, 19 Feb 2020 00:54:41 GMT

Server: AmazonS3

x-amz-id-2: LHy2o7tTihb5rweDtkf1J43NM5Poz...

x-amz-request-id: BCA69B162EE48601

Request Headers view source

Accept: text/html,application/xhtml+xml,application/xml;q=0.8,application/signed-exchange;v...

Accept-Encoding: gzip, deflate, br

Accept-Language: en-US,en;q=0.9

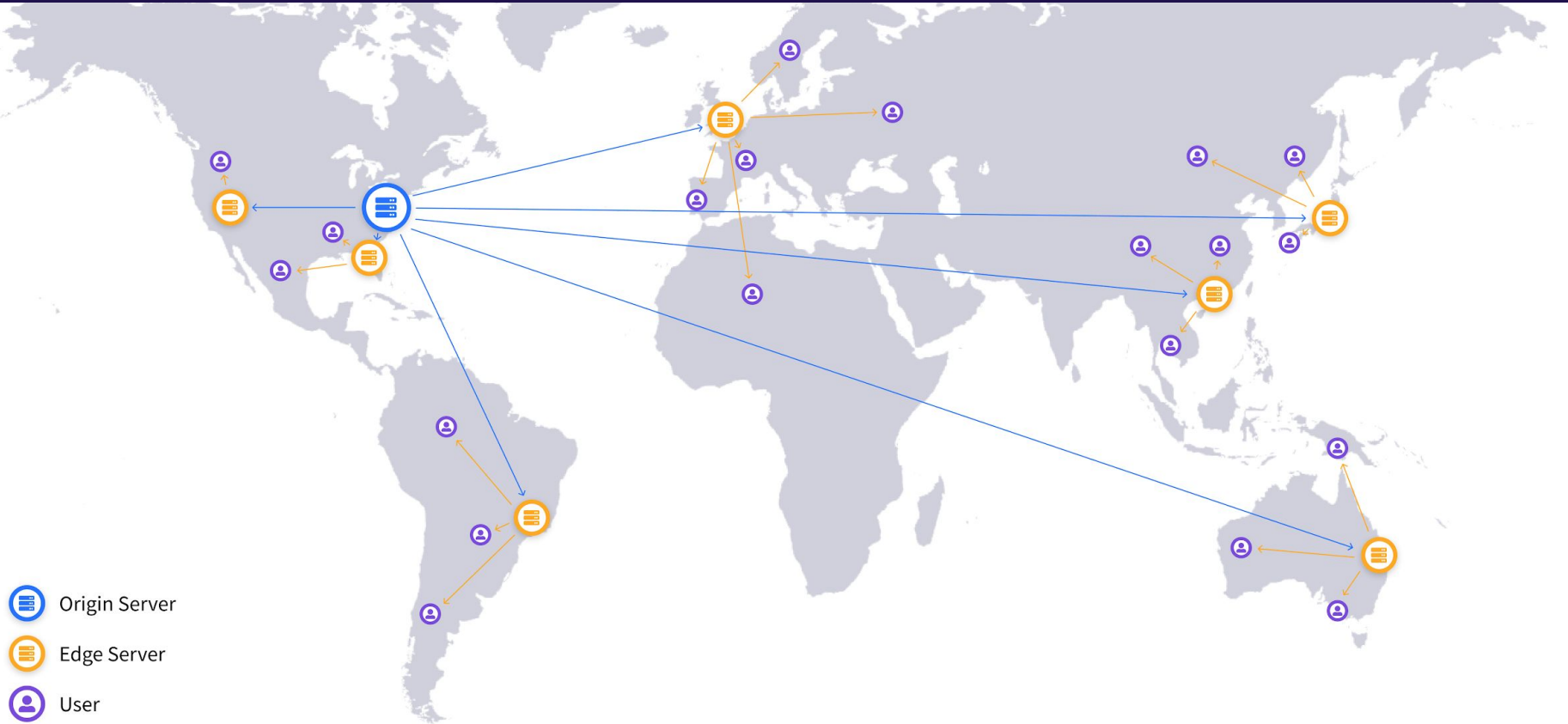
Reliability




5xx SERVER ERROR

503 SERVICE UNAVAILABLE


The server is currently unable to handle the request due to a temporary overload or scheduled maintenance, which will likely be alleviated after some delay.

Reliability



-  Origin Server
-  Edge Server
-  User

Reliability



-  Origin Server
-  Edge Server
-  User

Cost

Choose your instance plan [?](#)

New! Check out our new 16 GB and 32 GB RAM bundles!

Sort by: **Price per month** Memory Processing Storage Transfer



Amazon Lightsail

First month free!



\$3.5
USD

\$5
USD

\$10
USD

\$20
USD

\$40
USD



\$3.50 USD	\$5 USD	\$10 USD	\$20 USD	\$40 USD	Price per month
512 MB	1 GB	2 GB	4 GB	8 GB	Memory
1 vCPU	1 vCPU	1 vCPU	2 vCPUs	2 vCPUs	Processing
20 GB SSD	40 GB SSD	60 GB SSD	80 GB SSD	160 GB SSD	Storage
1 TB	2 TB	3 TB	4 TB	5 TB	Transfer

Cost

Storage pricing

S3 Standard - General purpose storage for any type of data, typically used for frequently accessed data

First 50 TB / Month \$0.023 per GB

Next 450 TB / Month \$0.022 per GB

Over 500 TB / Month \$0.021 per GB

	PUT, COPY, POST, LIST requests (per 1,000 requests)	GET, SELECT, and all other requests (per 1,000 requests)	Lifecycle Transition requests (per 1,000 requests)	Data Retrieval requests (per 1,000 requests)	Data retrievals (per GB)
S3 Standard	\$0.005	\$0.0004	n/a	n/a	n/a

Headless WordPress

WordPress API



Search WordPress.org



Showcase Themes Plugins Mobile Support Get Involved About Blog Hosting

Get WordPress

REST API Handbook

Search ...



CHAPTERS

REST API Handbook

Key Concepts

Frequently Asked Questions

Using the REST API



Extending the REST API



Endpoint Reference



Browse: [Home](#) / REST API Handbook

REST API Handbook [Edit](#)

The WordPress REST API provides an interface for applications to interact with your WordPress site by sending and receiving data as [JSON](#) (JavaScript Object Notation) objects. It is the foundation of the [WordPress Block Editor](#), and can likewise enable your theme, plugin or custom application to present new, powerful interfaces for managing and publishing your site content.

Using the WordPress REST API you can create a plugin to provide an entirely new admin experiences for WordPress, build a brand new interactive front-end experience, or bring your WordPress content into completely separate applications.

TOPICS

[What Is A REST API?](#)

[Using the WordPress REST API](#)

[Next Steps](#)

+ - [View source](#) ⚙️

```
{  
  name: "Space Jelly",  
  description: "Cosmic web dev tutorials that will  
  shock you with joy!",  
  url: "http://54.145.245.231",  
  home: "http://54.145.245.231",  
  gmt_offset: "0",  
  timezone_string: "",  
  - namespaces: [  
    "oembed/1.0",  
    "jetpack/v4",  
    "yoast/v1",  
    "wpcom/v2",  
    "wp/v2",  
    "wp-site-health/v1"  
  ],  
  authentication: [ ],  
  - routes: {  
    - /: {  
      namespace: "",  
      - methods: [  
        "GET"  
      ],  
      - endpoints: [  
        - {  
          - methods: [  
            "GET"  
          ],  
          - args: {
```

Space Jelly

Cosmic web dev tutorials that will shock you with joy!

```

- {
  id: 625,
  date: "2021-08-06T16:34:46",
  date_gmt: "2021-08-06T16:34:46",
  - guid: {
    rendered: "http://54.145.245.231/?p=625"
  },
  modified: "2021-08-06T16:34:46",
  modified_gmt: "2021-08-06T16:34:46",
  slug: "how-to-make-twitter-api-requests-with-nextauthjs",
  status: "publish",
  type: "post",
  link: "http://54.145.245.231/2021/08/06/how-to-make-twitter-api-requests-with-nextauthjs",
  - title: {
    rendered: "How to Make Twitter API Requests with NextAuth.js"
  },
  - content: {
    rendered: "
    <p>NextAuth.js makes adding authentication with providers like Twitter easy, but that doesn't mean we automatically have access to use those providers' APIs. How can we take advantage of the active session to interact with APIs like Twitter's? What is NextAuth.js? NextAuth.js is an all-in-one solution for adding authentication to a Next.js application. If you followed [...</p>
    <p>NextAuth.js is an all-in-one solution for adding authentication to a Next.js application. If you followed along with my previous tutorial, you would have learned how to authenticate Next.js apps with Twitter using NextAuth.js consumer and client keys. How to Authenticate with Twitter: how we can use it to allow visitors to our app to know who they say they are.</p>
    <blockquote>
      start off from that last tutorial, so if this idea to follow along there first!</p>
    </blockquote>
    <p>The cool thing about NextAuth.js is i
  "
  }
}

```

Space Jelly

Cosmic web dev tutorials that will shock you with joy!

How to Make Twitter API Requests with NextAuth.js Session Tokens

NextAuth.js makes adding authentication with providers like Twitter easy, but that doesn't mean we automatically have access to use those providers' APIs. How can we take advantage of the active session to interact with APIs like Twitter's? What is NextAuth.js? NextAuth.js is an all-in-one solution for adding authentication to a Next.js application. If you followed [...]

How to Use Browser Event Listeners in React for Search and Autocomplete

```
← → ↻ Not Secure | 54.145.245.231/wp-json/wp/v2/posts
rendered: "<p>NextAuth.js makes adding authentic
doesn't mean we automatically have acces
advantage of the active session to interact wi
NextAuth.js is an all-in-one solution for addi
[&hellip;]</p> ",
protected: false
},
author: 2,
featured_media: 0,
comment_status: "open",
ping_status: "open",
sticky: false,
template: "",
format: "standard",

```

```
← → ↻ Not Secure | 54.145.245.231/wp-json/wp/v2/users
+ - View source ⚙️
[
- {
  id: 2,
  name: "Colby Fayock",
  url: "https://colbyfayock.com/",
  description: "",
  link: "http://54.145.245.231/author/colby/",
  slug: "colby",
- avatar_urls: {
  24: "http://1.gravatar.com/avatar/45f14e74e42a
  48: "http://1.gravatar.com/avatar/45f14e74e42a
  96: "http://1.gravatar.com/avatar/45f14e74e42a
},
meta: [ ],

```

Space Jelly

Cosmic web dev tutorials that will shock you with joy!

How to Make Twitter API Requests with NextAuth.js Session Tokens

By Colby Fayock

NextAuth.js makes adding authentication with providers like Twitter easy, but that doesn't mean we automatically have access to use those providers' APIs. How can we take advantage of the active session to interact with APIs like Twitter's? What is NextAuth.js? NextAuth.js is an all-in-one solution for adding authentication to a Next.js application. If you followed [...]

Space Jelly

Cosmic web dev tutorials that will shock you with joy!

How to Make Twitter API Requests with NextAuth.js Session Tokens

By Colby Fayock

Posted in Authentication, Next.js, node.js

NextAuth.js makes adding authentication with providers like Twitter easy, but that doesn't mean we automatically have access to use those providers' APIs. How can we take advantage of the active session to interact with APIs like Twitter's? What is NextAuth.js? NextAuth.js is an all-in-one solution for adding authentication to a Next.js application. If you followed [...]

```
ping_status: "open",
sticky: false,
template: "",
format: "standard",
meta: {},
- categories: [
  17,
  3,
  11,
  1
],
tags: [],
yoast_head: "<!-- This site is optimized with the
https://yoast.com/wordpress/plugins/seo/ --> <tit
```

+ - [View source](#)

```
[
- {
  id: 17,
  count: 2,
  description: "",
  link: "http://54.145.245.231/category/authentication",
  name: "Authentication",
  slug: authentication,
  taxonomy: "category",
  parent: 0,
  meta: [],
  yoast_head: "<!-- This site is optimized with the
Jelly</title> <meta name='robots' content='index,
href='http://54.145.245.231/category/authentication
```

Space Jelly

Cosmic web dev tutorials that will shock you with joy!

```
await fetch('http://54.145.245.231/wp-json');  
await fetch('http://54.145.245.231/wp-json/wp/v2/posts');  
await fetch('http://54.145.245.231/wp-json/wp/v2/users');  
await fetch('http://54.145.245.231/wp-json/wp/v2/categories');
```

NextAuth.js makes adding authentication with providers like Twitter easy, but that doesn't mean we automatically have access to use those providers' APIs. How can we take advantage of the active session to interact with APIs like Twitter's? What is NextAuth.js? NextAuth.js is an all-in-one solution for adding authentication to a Next.js application. If you followed [...]

WordPress API



Search WordPress.org



Showcase Themes Plugins Mobile Support Get Involved About Blog Hosting

Get WordPress

REST API Handbook

Search ...



CHAPTERS

REST API Handbook

Key Concepts

Frequently Asked Questions

Using the REST API



Extending the REST API



Endpoint Reference



Browse: [Home](#) / REST API Handbook

REST API Handbook [Edit](#)

The WordPress REST API provides an interface for applications to interact with your WordPress site by sending and receiving data as [JSON](#) (JavaScript Object Notation) objects. It is the foundation of the [WordPress Block Editor](#), and can likewise enable your theme, plugin or custom application to present new, powerful interfaces for managing and publishing your site content.

Using the WordPress REST API you can create a plugin to provide an entirely new admin experiences for WordPress, build a brand new interactive front-end experience, or bring your WordPress content into completely separate applications.

TOPICS

[What Is A REST API?](#)

[Using the WordPress REST API](#)

[Next Steps](#)

WordPress + GraphQL



Docs ▾

Developer Reference ▾

Extensions

Blog



Search...



GraphQL API for WordPress

WPGraphQL is a free, open-source WordPress plugin that provides an extendable GraphQL schema and API for any WordPress site.

[Get Started →](#)

[Download the Plugin !\[\]\(bfc7ba4486737525edb6839028ede2e8_img.jpg\)](#)

WPGraphQL

Explorer



- ▶ postFormat
- ▶ postFormats
- ▼ posts
 - after:
 - before:
 - first:
 - last:
 - where:
 - ▼ edges
 - cursor
 - ▼ node
 - ▶ author
 - authorDatabaseId
 - authorId
 - ▶ categories
 - commentCount
 - commentStatus
 - ▶ comments

GraphQL



Prettify

History

Explorer

Code Exporter

```
1 query MyQuery {
2   posts {
3     edges {
4       node {
5         id
6         title
7         slug
8       }
9     }
10  }
11 }
12
```

```
{
  "data": {
    "posts": {
      "edges": [
        {
          "node": {
            "id": "cG9zdDo2MjU=",
            "title": "How to Make Twitter
API Requests with NextAuth.js Session
Tokens",
            "slug": "how-to-make-twitter-
api-requests-with-nextauth-js-session-
tokens"
          }
        },
        {
          "node": {
```

Space Jelly

Cosmic web dev tutorials that will shock you with joy!

```
await fetch('http://54.145.245.231/wp-json');  
await fetch('http://54.145.245.231/wp-json/wp/v2/posts');  
await fetch('http://54.145.245.231/wp-json/wp/v2/users');  
await fetch('http://54.145.245.231/wp-json/wp/v2/categories');
```

NextAuth.js makes adding authentication with providers like Twitter easy, but that doesn't mean we automatically have access to use those providers' APIs. How can we take advantage of the active session to interact with APIs like Twitter's? What is NextAuth.js? NextAuth.js is an all-in-one solution for adding authentication to a Next.js application. If you followed [...]

Space Jelly

Cosmic web dev tutorials that will shock you with joy!

How to Make Twitter API Requests with NextAuth.js Session Tokens

```
await client.query({ query });
```

By Colby Fayock

Posted in Authentication, Next.js, node.js

NextAuth.js makes adding authentication with providers like Twitter easy, but that doesn't mean we automatically have access to use those providers' APIs. How can we take advantage of the active session to interact with APIs like Twitter's? What is NextAuth.js? NextAuth.js is an all-in-one solution for adding authentication to a Next.js application. If you followed [...]

```
← → ↻ 54.145.245.231/wp-json
+ - View source ⚙️
{
  name: "Space Jelly",
  description: "Cosmic web dev tutorials that will shock you with joy!",
  url: "http://54.145.245.231",
  home: "http://54.145.245.231",
  gmt_offset: "0",
  timezone_string: "",
- namespaces: [
  "oembed/1.0",
  "jetpack/v4",
  "yoast/v1",
  "wpcom/v2",
  "wp/v2",
  "wp/v3",
  "wp/v4"
]
}
```

```
← → ↻ 54.145.245.231/wp-json/wp/v2/users
+ - View source ⚙️
[
- {
  id: 2,
  name: "Colby Fayock",
  url: "https://colbyfayock.com/",
  description: "",
  link: "http://54.145.245.231/author/colby/",
  slug: "colby",
- avatar_urls: {
  24: "http://1.gravatar.com/avatar/45f14e74e42a",
  48: "http://1.gravatar.com/avatar/45f14e74e42a",
  96: "http://1.gravatar.com/avatar/45f14e74e42a"
},
  meta: [ ],
}
```

```
← → ↻ 54.145.245.231/wp-json/wp/v2/posts
+ - View source ⚙️
[
- {
  id: 625,
  date: "2021-08-06T16:34:46",
  date_gmt: "2021-08-06T16:34:46",
- guid: {
  rendered: "http://54.145.245.231/?p=625"
},
  modified: "2021-08-06T16:34:46",
  modified_gmt: "2021-08-06T16:34:46",
  slug: "how-to-make-twitter-api-requests-with-next",
  status: "publish",
  type: "post",
}
```

```
← → ↻ 54.145.245.231/wp-json/wp/v2/categories
+ - View source ⚙️
[
- {
  id: 17,
  count: 2,
  description: "",
  link: "http://54.145.245.231/category/authentication",
  name: "Authentication",
  slug: "authentication",
  taxonomy: "category",
  parent: 0,
  meta: [ ],
  yoast_head: "<!-- This site is optimized with the Jelly</title> <meta name='robots' content='index"
}
```

```
query {
  generalSettings {
    title
    description
  }
  posts {
    edges {
      node {
        title
        slug
        excerpt
        categories {
          edges {
            node {
              name
            }
          }
        }
        author {
          node {
            name
          }
        }
      }
    }
  }
}
```

```
{
  - data: {
    - generalSettings: {
      title: "Space Jelly",
      description: "Cosmic web dev tutorials that will shock you with joy!"
    },
    - posts: {
      - edges: [
        - {
          - node: {
            title: "How to Make Twitter API Requests with NextAuth.js Session
            slug: "how-to-make-twitter-api-requests-with-nextauth-js-session
            excerpt: ...,
          - categories: {
            - edges: [
              - {
                - node: {
                  name: "Authentication"
                }
              },
              + {...},
              + {...},
              + {...}
            ]
          },
          - author: {
            - node: {
              name: "Colby Fayock"
            }
          }
        }
      ]
    }
  }
}
```

Clientside Requests

Space Jelly

Cosmic web dev tutorials that will shock you with joy!

Name	Status	Type	Initiator	Size	Time
<input type="checkbox"/> wp-json	200	fetch	VM2898:1	242 kB	117 ms
<input type="checkbox"/> posts	200	fetch	VM2898:1	468 kB	416 ms
<input type="checkbox"/> users	200	fetch	VM2898:1	6.5 kB	61 ms
<input type="checkbox"/> categories	200	fetch	VM2898:1	44.9 kB	79 ms
<input type="checkbox"/> graphql?query=query%20{%20generalS...	200	fetch	VM2898:1	7.9 kB	146 ms

Posted in Authentication, Next.js, node.js

NextAuth.js makes adding authentication with providers like Twitter easy, but that doesn't mean we automatically have access to use those providers' APIs. How can we take advantage of the active session to interact with APIs like Twitter's? What is NextAuth.js? NextAuth.js is an all-in-one solution for adding authentication to a

Clientside Requests - Throttled Fast 3G

Space Jelly

Cosmic web dev tutorials that will shock you with joy!

Name	Status	Type	Initiator	Size	Time
<input type="checkbox"/> wp-json	200	fetch	<u>VM33339:1</u>	242 kB	1.93 s
<input type="checkbox"/> posts	200	fetch	<u>VM33339:1</u>	468 kB	3.16 s
<input type="checkbox"/> users	200	fetch	<u>VM33339:1</u>	6.6 kB	611 ms
<input type="checkbox"/> categories	200	fetch	<u>VM33339:1</u>	44.9 kB	806 ms
<input type="checkbox"/> graphql?query=query%20{%20generalS...	200	fetch	<u>VM33339:1</u>	7.9 kB	613 ms

Posted in Authentication, Next.js, node.js

NextAuth.js makes adding authentication with providers like Twitter easy, but that doesn't mean we automatically have access to use those providers' APIs. How can we take advantage of the active session to interact with APIs like Twitter's? What is NextAuth.js? NextAuth.js is an all-in-one solution for adding authentication to a

Integrating WPGraphQL

- Dashboard
- Jetpack
- Posts
- Media
- Pages
- Comments
- Products
- CM Episodes
- Courses
- Feedback
- Appearance
- Plugins**
- Installed Plugins
- Add New
- Plugin Editor
- Users
- Tools
- Settings
- Custom Fields
- WP Mail SMTP
- SEO 1
- CPT UI

Add Plugins


[Upload Plugin](#)

Help ▾

Search Results Featured Popular Recommended Favorites

Keyword ▾

7 items



WPGraphQL


WPGraphQL is a free, open-source WordPress plugin that provides an extendable GraphQL schema and API for any WordPress site.

By *WPGraphQL*

★★★★★ (38) Last Updated: 2 days ago

10,000+ Active Installations ✔ **Compatible** with your version of WordPress

[Active](#) [More Details](#)



WPGraphQL Yoast SEO Addon


This plugin enables Yoast SEO Support for WPGraphQL.

By *Ash Hitchcock*

★★★★★ (2) Last Updated: 1 month ago

2,000+ Active Installations Untested with your version of WordPress

[Active](#) [More Details](#)



WPGraphQL Send Mail


This plugin enables to send email via WPGraphQL.

By *Ash Hitchcock*

☆☆☆☆☆ (0) Last Updated: 7 months ago

100+ Active Installations Untested with your version of WordPress

[Install Now](#) [More Details](#)



WPGraphQL Redirection Addon

Add WPGraphQL support for redirects made using the popular Redirection Plugin

By *Ash Hitchcock*

☆☆☆☆☆ (0) Last Updated: 4 months ago

50+ Active Installations Untested with your version of WordPress

[Install Now](#) [More Details](#)



Custom Post Type UI

Admin UI for creating custom post types and custom taxonomies for WordPress

[Active](#) [More Details](#)



Advanced Custom Fields: Image Aspect Ratio Crop Field

ACF field that allows user to crop image to a

[Install Now](#) [More Details](#)



Explorer



- ▶ postFormats
- ▼ posts
 - after:
 - before:
 - first:
 - last:
 - where:
 - ▼ edges
 - cursor
 - ▼ node
 - ▼ author
 - ▼ node
 - ▶ avatar
 - capKey
 - capabilities
 - ▶ comments
 - databaseId
 - description
 - email
 - ▶ enqueuedScripts
 - ▶ enqueuedStylesheets
 - extraCapabilities
 - firstName

GraphiQL



Prettify

History

Explorer

Code Exporter

```

1 query MyQuery {
2   posts {
3     edges {
4       node {
5         title
6         slug
7         author {
8           node {
9             name
10          }
11        }
12      }
13    }
14  }
15 }
16

```

```

{
  "data": {
    "posts": {
      "edges": [
        {
          "node": {
            "title": "How to Make
            Twitter API Requests with NextAuth.js
            Session Tokens",
            "slug": "how-to-make-
            twitter-api-requests-with-nextauth-js-
            session-tokens",
            "author": {
              "node": {
                "name": "Colby Fayock"
              }
            }
          }
        },
        {
          "node": {
            "title": "How to Use Browser

```

Next.js WordPress Starter

Next.js WordPress Starter

Docs

About

GitHub

wordpress

Next.js WordPress

Scaling WordPress to the static web!

How to Create a Headless WordPress Blog with Next.js WordPress Starter

How to Manage SEO in Headless WordPress with Yoast SEO and WPGraphQL

How to Create a Headless WordPress Blog with Next.js WordPress Starter



By Colby Fayock

April 30th, 2021

Getting Started and more

Blogs are a great way to get down your thoughts to help others learn, keep track of progress, or even to help reinforce an idea to help yourself learn. WordPress is a popular blog platform that's been around for a while and Next.js is a modern popular web framework for building React apps. How can...

@colbyfayock

Homepage

```
export async function getStaticProps() {  
  const { posts } = await getAllPosts();  
  return {  
    props: {  
      posts: posts.sort((post) => (post.i  
    }  
  };  
}
```

```
export default function Home({ posts }) {  
  const { metadata = {} } = useSite();  
  const { title, description } = metadata;
```

Next.js WordPress Start

Scaling WordPress to the static web!

How to Create a Headless WordPress Blog with Next.js WordPress S

 By Colby Fayock April 30th, 2021 Getting Started and more

Blogs are a great way to get down your thoughts to help others learn, keep track of pro
to help reinforce an idea to help yourself learn. WordPress is a popular blog platform th
around for a while and Next.js is a modern popular web framework for building React a
can...

How to Automate Deployments on Content Change in WordPress with Webhooks and Netlify

 By Colby Fayock July 8th, 2021 Content and more

WordPress and JavaScript-based frameworks like Next.js and Gatsby are powerful
delivering a great CMS editing experience with a fast and perform

@colbyfayock

Homepage

```
export async function getStaticProps() {  
  const { posts } = await getAllPosts();  
  return {  
    props: {  
      posts: posts.sort((post) => (post.i
```

```
export default function Home({ posts }) {  
  const { metadata = {} } = useSite();  
  const { title, description } = metadata;
```

Next.js WordPress Start

Scaling WordPress to the static web!

How to Create a Headless WordPress Blog with Next.js WordPress S

 By Colby Fayock April 30th, 2021 Getting Started and more

Blogs are a great way to get down your thoughts to help others learn, keep track of pro to help reinforce an idea to help yourself learn. WordPress is a popular blog platform th around for a while and Next.js is a modern popular web framework for building React a can...

How to Automate Deployments on Content Change in WordPress with Webhooks and Netlify

 By Colby Fayock July 8th, 2021 Content and more

WordPress and JavaScript-based frameworks like Next.js and Gatsby are powerful delivering a great CMS editing experience with a fast and perform

@colbyfayock

Homepage

```
export async function getStaticProps() {  
  const { posts } = await getAllPosts();  
  return {  
    props: {  
      posts: posts.sort((post) => (post.i  
    }  
  };  
}
```

```
export default function Home({ posts }) {  
  const { metadata = {} } = useSite();  
  const { title, description } = metadata;
```

Next.js WordPress Start

Scaling WordPress to the static web!

How to Create a Headless WordPress Blog with Next.js WordPress S

 By Colby Fayock April 30th, 2021 Getting Started and more

Blogs are a great way to get down your thoughts to help others learn, keep track of pro
to help reinforce an idea to help yourself learn. WordPress is a popular blog platform th
around for a while and Next.js is a modern popular web framework for building React a
can...

How to Automate Deployments on Content Change in WordPress with Webhooks and Netlify

 By Colby Fayock July 8th, 2021 Content and more

WordPress and JavaScript-based frameworks like Next.js and Gatsby are powerful
delivering a great CMS editing experience with a fast and perform

@colbyfayock

Post Page

```
export async function getStaticPaths() {  
  const { posts } = await getAllPosts();  
  
  const paths = posts.map((post) => {  
    const { slug } = post;  
    return {  
      params: { slug }  
    }  
  });  
}
```

```
export async function getStaticProps({ params = {} }) {  
  const { post } = await getPostBySlug(params?.slug)  
  
  const socialImage = `/images/${params?.slug}.png`;  
  
  return {  
    props: {  
      post,  
      socialImage,  
    }  
  }  
}
```

How to Automate Deployment on Content Change in WordPress with WP Webhooks and Netlify

 By Colby Fayock July 8th, 2021 Content, Deploying, Tutorial

Post Page

```
export async function getStaticPaths() {  
  const { posts } = await getAllPosts();  
  
  const paths = posts.map((post) => {  
    const { slug } = post;  
    return {  
      params: { slug }  
    }  
  });  
}
```

How to Automate Deployment on Content Change in WordPress with WP Webhooks and Netlify

 By Colby Fayock July 8th, 2021 Content, Deploying, Tutorial

```
export async function getStaticProps({ params = {} }) {  
  const { post } = await getPostBySlug(params?.slug)  
  
  const socialImage = `/images/${params?.slug}.png`;  
  
  return {  
    props: {  
      post,  
      socialImage,  
    }  
  }  
}
```

Post Page

```
export async function getStaticPaths() {  
  const { posts } = await getAllPosts();  
  
  const paths = posts.map((post) => {  
    const { slug } = post;  
    return {  
      params: { slug }  
    }  
  });  
}
```

How to Automate Deployment on Content Change in WordPress with WP Webhooks and Netlify

 By Colby Fayock July 8th, 2021 Content, Deploying, Tutorial

```
export async function getStaticProps({ params = {} }) {  
  const { post } = await getPostBySlug(params?.slug);  
  
  const socialImage = `/images/${params?.slug}.png`;  
  
  return {  
    props: {  
      post,  
      socialImage,  
    }  
  };  
}
```

Clientside Search

```
async index(compilation, options) {  
  const {  
    host,  
    outputDirectory = DEFAULT_OUTPUT_DIRECTORY,  
    outputName = DEFAULT_OUTPUT_NAME  
  } = options;  
  
  if (typeof host !== 'string') {  
    throw new Error(`Failed to compile search index`);  
  }  
  
  const outputLocation = path.join(outputDirectory, outputName);  
  
  const data = await fetch(`${host}${WORDPRESS_URL}`);  
  const posts = await data.json();  
}
```

The screenshot shows a search results page for the term "wordpress" on the wpgraphql website. The search bar at the top right contains the text "wpgraphql" and "wordpress". Below the search bar, there are two search results listed:

- How to Add Custom Fields in Headless WordPress with ACF & WPGraphQL
- How to Manage SEO in Headless WordPress with Yoast SEO and WPGraphQL

Below the search results, there is a section titled "WordPress to the static web!".

At the bottom of the screenshot, there is a search result for "WordPress Blog with Next.js WordPress Starter" by Colby Fayock, with a snippet of text: "Getting Started and more".

The footer of the page contains the text "@colbyfayock".

Clientside Search

```
    } = options;  
  
    if (typeof host !== 'string') {  
      throw new Error(`Failed to compile search index`);  
    }  
  }  
}
```

```
const outputLocation = path.join(outputDirectory, 'index.json');
```

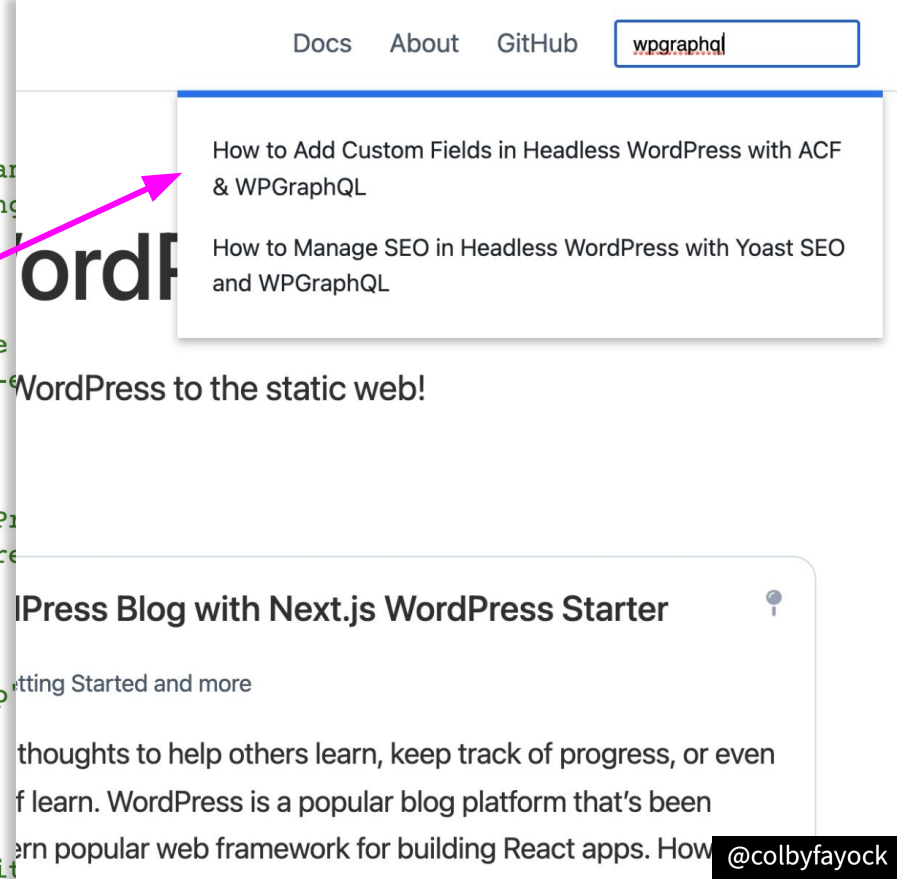
```
const data = await fetch(`${host}${WORDPRESS_API_URL}`);  
const posts = await data.json();
```

```
const index = posts.map((post = {}) => {  
  return {  
    title: post.title.rendered,  
    slug: post.slug,  
    date: post.date
```

```
{  
  generated: 1631713626180,  
  - posts: [  
    - {  
      title: "How to Automate Deployments on Contao",  
      slug: "how-to-automate-deployments-on-contao",  
      date: "2021-07-08T15:51:30"  
    },  
    - {  
      title: "How to improve your development experience with Docker",  
      slug: "how-to-improve-development-experience-with-docker",  
      date: "2021-06-29T20:00:57"  
    },  
    - {  
      title: "How to Add Custom Fields in Headless CMS",  
      slug: "how-to-add-custom-fields-in-headless-cms",  
      date: "2021-06-25T12:39:39"  
    },  
    - {  
      title: "Exposing WordPress Data Without the Main API",  
      slug: "exposing-the-wp-data-without-the-main-api",  
      date: "2021-06-14T19:26:20"  
    },  
    - {  
      title: "How to Manage SEO in Headless CMS" @colbyfayock
```

Clientside Search

```
{
  generated: 1631713626180,
  - posts: [
    - {
      title: "How to Automate Deployments on Content Char
      slug: "how-to-automate-deployments-on-content-chang
      date: "2021-07-08T15:51:30"
    },
    - {
      title: "How to improve your development experience
      slug: "how-to-improve-development-experience-with-
      date: "2021-06-29T20:00:57"
    },
    - {
      title: "How to Add Custom Fields in Headless WordP
      slug: "how-to-add-custom-fields-in-headless-wordpre
      date: "2021-06-25T12:39:39"
    },
    - {
      title: "Exposing WordPress Data Without the Markup
      slug: "exposing-the-wp-data-without-the-markup",
      date: "2021-06-14T19:26:20"
    },
    - {
      title: "How to Manage SEO in Headless WordPress wit
```



The screenshot shows a search interface with a search bar containing the text 'wordpress'. Below the search bar, a dropdown menu displays search results. The first result is 'How to Add Custom Fields in Headless WordPress with ACF & WPGraphQL', which is highlighted with a pink arrow pointing from the code on the left. The second result is 'How to Manage SEO in Headless WordPress with Yoast SEO and WPGraphQL'. Below the search results, there is a section titled 'WordPress to the static web!' and another section titled 'WordPress Blog with Next.js WordPress Starter'.

Docs About GitHub

How to Add Custom Fields in Headless WordPress with ACF & WPGraphQL

How to Manage SEO in Headless WordPress with Yoast SEO and WPGraphQL

WordPress to the static web!

WordPress Blog with Next.js WordPress Starter

Getting Started and more

thoughts to help others learn, keep track of progress, or even

f learn. WordPress is a popular blog platform that's been

ern popular web framework for building React apps. How

@colbyfayock

Static WordPress

yoast



Custom Post Type UI

 previewRevisionDatabaseId previewRevisionId

▼ product

 fieldGroupName order price productId variation productId

▶ seo

 slug status template title format: uri

▶ pageInfo

▶ readingSettings

▶ registeredScripts

▶ registeredStylesheets

▶ revisions

▶ seo

```

1 query MyQuery {
2   products {
3     nodes {
4       product {
5         variation
6         price
7       }
8       title
9     }
10  }
11  posts {
12    edges {
13      node {
14        slug
15        seo {
16          title
17        }
18      }
19    }
20  }
21 }
22

```

```

    "title": "Cosmo Sticker"
  },
  {
    "product": {
      "variation": "3-Pack",
      "price": 300
    },
    "title": "Cosmo Sticker"
  }
]
},
"posts": {
  "edges": [
    {
      "node": {
        "slug": "how-to-make-
twitter-api-requests-with-nextauth-js-
session-tokens",
        "seo": {
          "title": "How to Make
Twitter API Requests with NextAuth.js
Session Tokens - Space Jelly"
        }
      }
    }
  ]
}

```

Demo

Demo

Install WPGraphQL

Query WordPress data


Bootstrap new React app

Update existing queries



Demo

- ✓ **Install WPGraphQL**
- ✓ **Query WordPress data**
- ✓ **Bootstrap new React app**
- ✓ **Update existing queries**



main 3 branches 0 tags Go to file Add file Code Use this template

colbyfayock Merge pull request #188 from GuilleAngulo/readme_vscode ... ✓ ed168b0 yesterday 365 commits		
.github/workflows	Improve Github Actions to respect yarn.lock	8 months ago
docs	Adds the WP/ACF/GraphQL documentation	8 months ago
plugins	removing wordpress_host as an environment variable option	11 days ago
public	removing og images	11 days ago

About

Bring WordPress to the static world with Next.js

[next-wordpress-starter.spacejelly.dev](#)

wordpress nextjs next wpgraphql next-starter

Readme

Ecommerce on the Jamstack



spacejelly.dev/levelupecommerce

Colby Fayock

Sr Dev Experience Engineer

 Cloudinary

@colbyfayock



Thank You

colbyfayock.com/graphqlgalaxy