

WordPress at the Edge

with

Next.js & the Jamstack

@colbyfayock

Colby Fayock

Developer Advocate



@colbyfayock





Join Extra Crunch

Login

Search Q

Disrupt

Startups

Videos

Audio

Newsletters

Extra Crunch

EC-1s


Advertise

Events

More

This Week in Apps: PayPal launches 'super app,' Twitter adds crypto tips, Apple won't take Fortnite back

Sarah Perez



The Latest

Singapore-based logistics startup Ninja Van secures \$578M Series E

Kate Park

8:53 PM EDT • September 26, 2021

Ninja Van, a Singapore-based logistics startup, has closed a \$578 million Series E round to support its operations infrastructure and technology systems growth. Investors include China's Alibaba Gr...

Facebook's wearable glasses can succeed where Google Glass flopped

Ashish Bhatia

Aiming to create a gender-equitable startup landscape?

Priyanka Srinivas

When the biggest Disruption is to just sit down and focus

Natasha Mascarenhas

Extra Crunch roundup: Here's everything you missed at TechCrunch Disrupt 2021

Walter Thompson, Annie Saunders



techcrunch.com

@colbyfayock

[KIDS](#)

STAR WARS

[LOG IN](#) // [SIGN UP](#)[NEWS + BLOG](#)[VIDEO](#)[FILMS](#)[SERIES](#)[INTERACTIVE](#)[COMMUNITY](#)[DATABANK](#)[DISNEY+](#)

LATEST FROM NEWS + BLOG



"IT'S A LOVE LETTER": THE PRODUCERS OF *STAR WARS: VISIONS* CELEBRATE THE UNIQUE ANIME COLLECTION

Executive producers James Waugh and Jacqui Lopez of Lucasfilm and producer Kanako Shirasaki pull back the curtain on creating the new Disney+ anime anthology series, streaming now.

BY: KRISTIN BAVER

[VISIONS](#) // SEPTEMBER 24, 2021

starwars.com/blog

NEWS + BLOG CATEGORIES

[ALL](#)[BEHIND THE SCENES](#)[BOOKS + COMICS](#)[CHARACTERS + HISTORIES](#)[COLLECTING](#)[CREATIVITY](#)[DISNEY PARKS](#)[DISNEY+](#)[EVENTS](#)[FANS + COMMUNITY](#)[FILMS](#)

@colbyfayock



BEYONCÉ



THE GIFT:
DELUXE EDITION



beyonce.com

@colbyfayock



WORDPRESS

WordPress

Space Jelly

1

0

New

1

GraphQL IDE

Dashboard

Jetpack

Posts

All Posts

Add New

Categories

Tags

Media

Pages

Comments

Products

CM Episodes

Courses

TMYC Episodes

Feedback

Appearance

Plugins 1

Users

Posts

Add New

All (23) | Published (23) | Cornerstone content (0)

Bulk actions

Apply

All dates

All Categories

<input type="checkbox"/>	Title	Author
<input type="checkbox"/>	How to Use the GitHub GraphQL API to Add Your Pinned Repositories In Next.js & React	Colby Fayock
<input type="checkbox"/>	How to Add a Dynamic Table of Contents to Static HTML in React with Rehype	Colby Fayock
<input type="checkbox"/>	How to Add Custom Dynamic Favicons in React & Next.js	Colby Fayock
<input type="checkbox"/>	How to Use Puppeteer to Automate Chrome in an API with Netlify Serverless Functions	Colby Fayock
<input type="checkbox"/>	How to Test Serverless Functions with Jest & Next.js API Routes	Colby Fayock

WordPress

+ | | | | |

How to Use the GitHub GraphQL API to Add Your Pinned Repositories In Next.js & React

OSS projects can be hard work and when you're spending your time working on them, it's not always easy to display those projects. While GitHub has a Pinned mechanism, you would need a way to integrate it into your own website. How can we instead use the GitHub GraphQL API to bring our own data into our website?

READ MORE

What is the GitHub GraphQL API?

In order to actually request data from GitHub we're going to take advantage of it's [GraphQL](#) API. If you're more familiar with the [REST](#) side of things, you likely could make requests to the [GitHub REST API](#) as our request mechanism gives us a lot more flexibility and options for handling data on complicated relationships.

The [GitHub GraphQL API Explorer](#) is a great way to see this in action. If you head over to the [GitHub GraphQL API Explorer](#) you can dynamically look through all of the data GitHub makes available through its API.

What are Pinned Repositories?

Pinned Repositories are GitHub's way to allow you to feature a few of your favorite repositories on your profile page.

Achievements

Pinned

next-wordpress-starter

Public template

Bring WordPress to the static world with Next.js

Usage statistics of content management systems

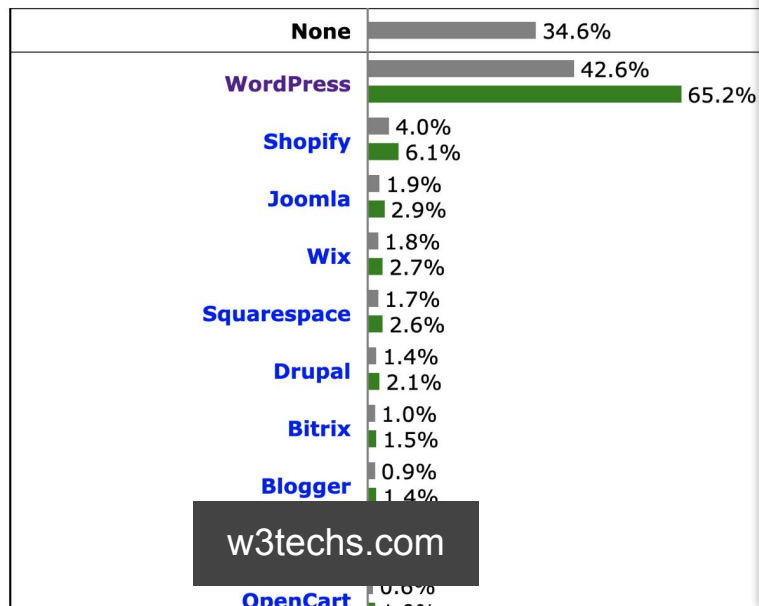
This diagram shows the percentages of websites using various content management systems. See [technologies overview](#) for explanations on the methodologies used in our surveys. Our reports are updated daily.

Request an extensive content management systems market report.

[Learn more](#)

How to read the diagram:

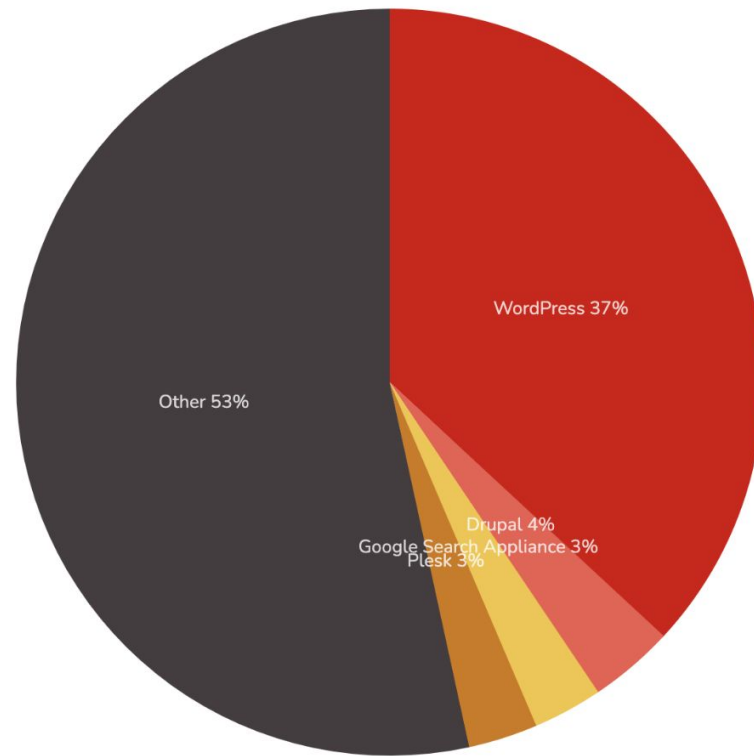
34.6% of the websites use none of the content management systems that we monitor. WordPress is used by 42.6% of all the websites, that is a content management system with a market share of 65.2%.



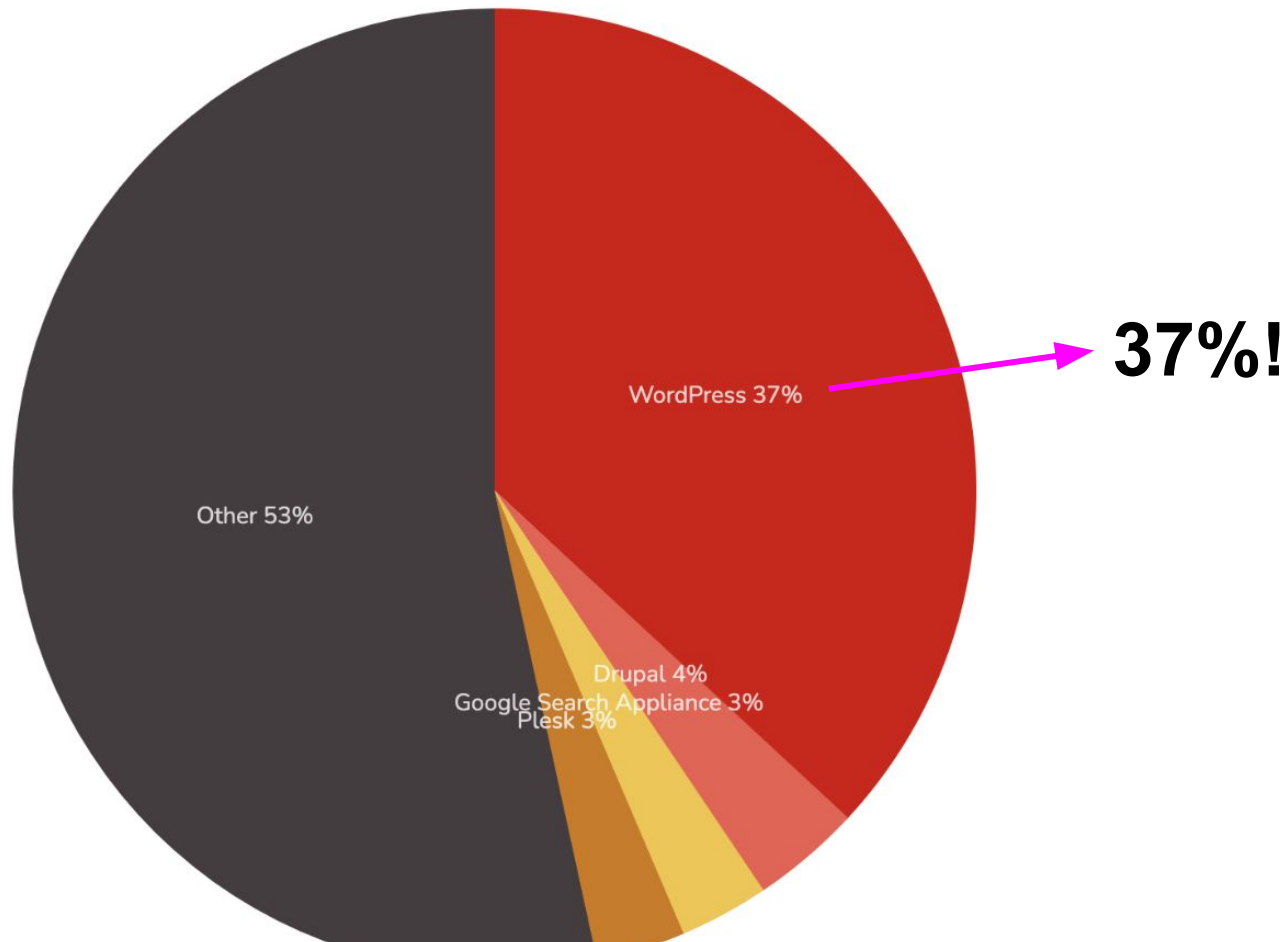
w3techs.com

CMS Usage Distribution in the Top 1 Million Sites

Distribution for websites using CMS technologies



trends.builtwith.com





WORDPRESS







Performant

Cost Effective

Reliable

Ecosystem

UX

Familiar





Content Mesh

Has an API!





Headless WordPress

WordPress API

[Showcase](#) [Themes](#) [Plugins](#) [Mobile](#) [Support](#) [Get Involved](#) [About](#) [Blog](#) [Hosting](#)[Get WordPress](#)

REST API Handbook



CHAPTERS

REST API Handbook

[Key Concepts](#)[Frequently Asked Questions](#)[Using the REST API](#)[Extending the REST API](#)[Endpoint Reference](#)

Browse: [Home](#) / REST API Handbook

REST API Handbook

[Edit](#)

The WordPress REST API provides an interface for applications to interact with your WordPress site by sending and receiving data as [JSON](#) (JavaScript Object Notation) objects. It is the foundation of the [WordPress Block Editor](#), and can likewise enable your theme, plugin or custom application to present new, powerful interfaces for managing and publishing your site content.

Using the WordPress REST API you can create a plugin to provide an entirely new admin experiences for WordPress, build a brand new interactive front-end experience, or bring your WordPress content into completely separate applications.

TOPICS

[What Is A REST API?](#)[Using the WordPress REST API](#)[Next Steps](#)

+ - [View source](#) ⚙

```
{
  name: "Space Jelly",
  description: "Cosmic web dev tutorials that will
shock you with joy!",
  url: "http://54.145.245.231",
  home: "http://54.145.245.231",
  gmt_offset: "0",
  timezone_string: "",
- namespaces: [
    "oembed/1.0",
    "jetpack/v4",
    "yoast/v1",
    "wpcom/v2",
    "wp/v2",
    "wp-site-health/v1"
  ],
  authentication: [ ],
- routes: {
  - /: {
    namespace: "",
    - methods: [
      "GET"
    ],
    - endpoints: [
      - {
        - methods: [
          "GET"
        ],
        - args: {
```

Space Jelly

Cosmic web dev tutorials that will shock you with joy!

```
[
  - {
    id: 625,
    date: "2021-08-06T16:34:46",
    date_gmt: "2021-08-06T16:34:46",
    - guid: {
      rendered: "http://54.145.245.231/?p=625"
    },
    modified: "2021-08-06T16:34:46",
    modified_gmt: "2021-08-06T16:34:46",
    slug: "how-to-make-twitter-api-requests-with-next",
    status: "publish",
    type: "post",
    link: "http://54.145.245.231/2021/08/06/how-to-ma
    - title: {
      rendered: "How to Make Twitter API Requests wi
    },
    - content: {
      rendered: " <p>NextAuth.js makes adding authen
doesn't mean we automatically have acces
advantage of the active session to interact wi
</h2> <p>NextAuth.js is an all-in-one solution
<p>If you followed along with my previous tuto
authenticate-next-js-apps-with-twitter-nextaut
consumer-and-client-keys">How to Authenticate
how we can use it to allow visitors to our app
they're who they say they are.</p> <block
start off from that last tutorial, so if this
idea to follow along there first!</p></blockqu
</h2> <p>The cool thing about NextAuth.js is i
```

Space Jelly

Cosmic web dev tutorials that will shock you with joy!

How to Make Twitter API Requests with NextAuth.js Session Tokens

NextAuth.js makes adding authentication with providers like Twitter easy, but that doesn't mean we automatically have access to use those providers' APIs. How can we take advantage of the active session to interact with APIs like Twitter's? What is NextAuth.js? NextAuth.js is an all-in-one solution for adding authentication to a Next.js application. If you followed [...]

How to Use Browser Event Listeners in React for Search and Autocomplete

WordPress + GraphQL

[Docs](#) ▾[Developer Reference](#) ▾[Extensions](#)[Blog](#)

GraphQL API for WordPress

WPGraphQL is a free, open-source WordPress plugin that provides an extendable GraphQL schema and API for any WordPress site.

[Get Started →](#)[Download the Plugin !\[\]\(1d37fe9f90e68314090b436c97697f59_img.jpg\)](#)

WPGraphQL



Space Jelly



3



0



New



1



GraphiQL IDE



Howdy, Colby Fayock



Explorer



GraphiQL



Prettify

History

Explorer

Code Exporter

- ▶ postFormat
- ▶ postFormats
- ▼ posts
 - ☐ after:
 - ☐ before:
 - ☐ first:
 - ☐ last:
 - ☐ where:
 - ▼ edges
 - ☐ cursor
 - ▼ node
 - ▶ author
 - ☐ authorDatabaseId
 - ☐ authorId
 - ▶ categories
 - ☐ commentCount
 - ☐ commentStatus
 - ▶ comments

```
1 query MyQuery {  
2   posts {  
3     edges {  
4       node {  
5         id  
6         title  
7         slug  
8       }  
9     }  
10  }  
11 }  
12
```

```
{  
  "data": {  
    "posts": {  
      "edges": [  
        {  
          "node": {  
            "id": "cG9zdDo2MjU=",  
            "title": "How to Make Twitter  
API Requests with NextAuth.js Session  
Tokens",  
            "slug": "how-to-make-twitter-  
api-requests-with-nextauth-js-session-  
tokens"  
          }  
        },  
        {  
          "node": {
```

@colbyfayock

```

query {
  generalSettings {
    title
    description
  }
  posts {
    edges {
      node {
        title
        slug
        excerpt
        categories {
          edges {
            node {
              name
            }
          }
        }
        author {
          node {
            name
          }
        }
      }
    }
  }
}

```

```

{
  - data: {
    - generalSettings: {
      title: "Space Jelly",
      description: "Cosmic web dev tutorials that will shock you with joy!"
    },
    - posts: {
      - edges: [
        - {
          - node: {
            title: "How to Make Twitter API Requests with NextAuth.js Session
            slug: "how-to-make-twitter-api-requests-with-nextauth-js-session
            excerpt: ...,
          - categories: {
            - edges: [
              - {
                - node: {
                  name: "Authentication"
                }
              },
              + {...},
              + {...},
              + {...}
            ]
          },
          - author: {
            - node: {
              name: "Colby Fayock"
            }
          }
        }
      ]
    }
  }
}

```

WPGraphQL + Plugins

yoast



Custom Post Type UI

Explorer



GraphiQL



Prettify

History

Explorer

Code Exporter

☐ previewRevisionDatabaseId☐ previewRevisionId

▼ product

☐ fieldGroupName☐ order☒ price☐ productId☒ variation☐ productId

▶ seo

☐ slug☐ status☐ template☒ title☐ format:☐ uri

▶ pageInfo

▶ readingSettings

▶ registeredScripts

▶ registeredStylesheets

▶ revisions

500

```
1 query MyQuery {  
2   products {  
3     nodes {  
4       product {  
5         variation  
6         price  
7       }  
8       title  
9     }  
10  }  
11  posts {  
12    edges {  
13      node {  
14        slug  
15        seo {  
16          title  
17        }  
18      }  
19    }  
20  }  
21 }  
22
```

```
{  
  "title": "Cosmo Sticker"  
},  
{  
  "product": {  
    "variation": "3-Pack",  
    "price": 300  
  },  
  "title": "Cosmo Sticker"  
}  
]  
,  
"posts": {  
  "edges": [  
    {  
      "node": {  
        "slug": "how-to-make-  
twitter-api-requests-with-nextauth-js-  
session-tokens",  
        "seo": {  
          "title": "How to Make  
Twitter API Requests with NextAuth.js  
Session Tokens - Space Jelly"  
        }  
      }  
    }  
  ]  
}
```

WPGraphQL + Plugins

yoast



Custom Post Type UI

WordPress at the Edge

Jamstack




Operational
Excellence



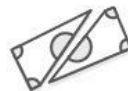
Security



Reliability



Performance
Efficiency



Cost
Optimization



AWS Well-Architected

Performance

Plugins

[My Favorites](#)[Beta Testing](#)[Developers](#)

Showing results for: **cache**



LiteSpeed Cache

★★★★★ (1,169)

All-in-one unbeatable acceleration & PageSpeed improvement: caching, image/CSS/JS optimization...

LiteSpeed Technologies

1+ million active installations Tested with 5.5.1



W3 Total Cache

★★★★★ (4,573)

Search Engine (SEO) & Performance Optimization (WPO) via caching. Integrated caching: CDN, Page, Minify, Object, Fragment, Database support.

BoldGrid

1+ million active installations Tested with 5.5.1



WP Fastest Cache

★★★★★ (3,215)

The simplest and fastest WP Cache system

Emre Vona



WPOptimize

WP-Optimize – Clean, Compress, Cache.

★★★★★ (1,187)

Makes your site fast and efficient. It cleans the database, compresses images and caches pages. Cached sites attract more traffic and users.

Performance

Services

Resource Center

Upload

Create folder

component---src-templates-

component---src-templates-

component---src-templates-

component---src-templates-

component---src-templates-

favicon.gif

index.html

resume.pdf

styles-f4fca833434e9b8756b5

styles-f4fca833434e9b8756b5

styles.31968c143acc1eddc48

webpack-runtime-ff7acf49e4

webpack-runtime-ff7acf49e4

webpack.stats.json

Elements

Console

Sources

Network

Performance

Memory

Application

Filter

Hide data URLs

All

XHR

JS

CSS

Img

Media

Font

Doc

WS

Ma

Blocked Requests

50 ms

100 ms

150 ms

200 ms

Name	Status	Type	Initi...	Size	Time	Wa
page-data.json	200	json	pref...	35.1 kB	45 ms	
component---src-templates-po...	200	javascript	pref...	2.3 kB	39 ms	
app-68985b05b0da25bf78b.js	200	script	(ind...	114 kB	36 ms	
styles-f4fca833434e9b8756b5.js	200	script	(ind...	486 B	34 ms	
gtm.js?id=GTM-NJ75NM>m_...	200	script	(ind...	28.9 kB	32 ms	
commons-c11b7f53e4e20f816...	200	script	(ind...	160 kB	30 ms	
page-data.json	200	json	(ind...	472 B	29 ms	
colby-fayock-bite-world.jpg	200	jpeg	(ind...	51.6 kB	29 ms	
colbyfayock.com.s3-website-u...	200	docum...	Other	72.3 kB	29 ms	
page-data.json	200	xhr	VM...	19.7 kB	28 ms	
page-data.json	200	xhr	VM...	19.7 kB	27 ms	
favicon-e7251aa0ffb9bcbef691...	200	png	Other	25.2 kB	27 ms	
page-data.json	200	xhr	VM...	35.1 kB	26 ms	
css?family=Source+Sans+Pro:...	200	stylesh...	(ind...	821 B	26 ms	
page-data.json	200	json	pref...	19.7 kB	24 ms	
component---src-pages-index-j...	200	script	(ind...	33.9 kB	24 ms	
webpack-runtime-ff7acf49e460...	200	script	(ind...	4.3 kB	23 ms	
app-data.json	200	xhr	VM...	390 B	23 ms	
page-data.json	200	xhr	VM...	35.1 kB	23 ms	
analytics.js	200	script	gtm...	18.4 kB	13 ms	
collect?v=1&_v=j85&a=408353...	200	gif	anal...	61 B	12 ms	

Filter

Hide data URLs

All

XHR

JS

CSS

Img

Media

Font

Doc

W

Blocked Requests

50 ms

100 ms

150 ms

200 ms

250 ms

Name	Status	Type	Initi...	Size	Time	Wa
app-68985b05b0da25bf78b.js	200	script	(ind...	114 kB	36 ms	
page-data.json	200	json	(ind...	472 B	29 ms	
commons-c11b7f53e4e20f816...	200	script	(ind...	160 kB	30 ms	
gtm.js?id=GTM-NJ75NM>m_cookies_...	200	script	(ind...	28.9 kB	32 ms	
colbyfayock.com.s3-website-us-east-1.a...	200	docum...	Other	72.3 kB	29 ms	
page-data.json	200	json	(ind...	472 B	29 ms	
styles-f4fca833434e9b8756b5.js	200	script	(ind...	486 B	34 ms	
colby-fayock-bite-world.jpg	200	jpeg	(ind...	51.6 kB	29 ms	
page-data.json	200	json	(ind...	472 B	29 ms	
css?family=Source+Sans+Pro:400,600,700	200	stylesh...	(ind...	821 B	26 ms	
page-data.json	200	json	(ind...	472 B	29 ms	
component---src-pages-index-js-e09aeb...	200	script	(ind...	33.9 kB	24 ms	
page-data.json	200	json	(ind...	472 B	29 ms	
favicon-e7251aa0ffb9bcbef691127fb85c...	200	png	Other	25.2 kB	27 ms	
app-data.json	200	xhr	VM...	390 B	23 ms	
analytics.js	200	script	gtm...	18.4 kB	13 ms	
collect?v=1&_v=j85&a=1341425568&t=p...	200	gif	anal...	61 B	12 ms	
component---src-templates-post-js-a76...	200	script	(ind...	4.3 kB	23 ms	

Headers

Preview

Response

Initiator

T

General

Request URL: http://colbyfayock.com.s3-website-us-east-1.amazonaws.com/

Request Method: GET

Status Code: 200 OK

Remote Address: 52.216.143.163:80

Referrer Policy: no-referrer-when-downgrade

Response Headers

view source

Content-Length: 71955

Content-Type: text/html

Date: Mon, 07 Sep 2020 02:04:44 GMT

ETag: "b8f7bd3c920771bda901ccecef75a05f"

Last-Modified: Wed, 19 Feb 2020 00:54:41 GMT

Server: AmazonS3

x-amz-id-2: LHyo2tTtthb5rweDtkf1J43NM5Poz...

x-amz-request-id: BCA69B162EE48601

Request Headers

view source

Accept: text/html,application/xhtml+xml,application/xml;q=0.8,application/signed-exchange;v...

Accept-Encoding: gzip, deflate, br

Accept-Language: en-US,en;q=0.9

Feedback

English (US)

@colbyfayock

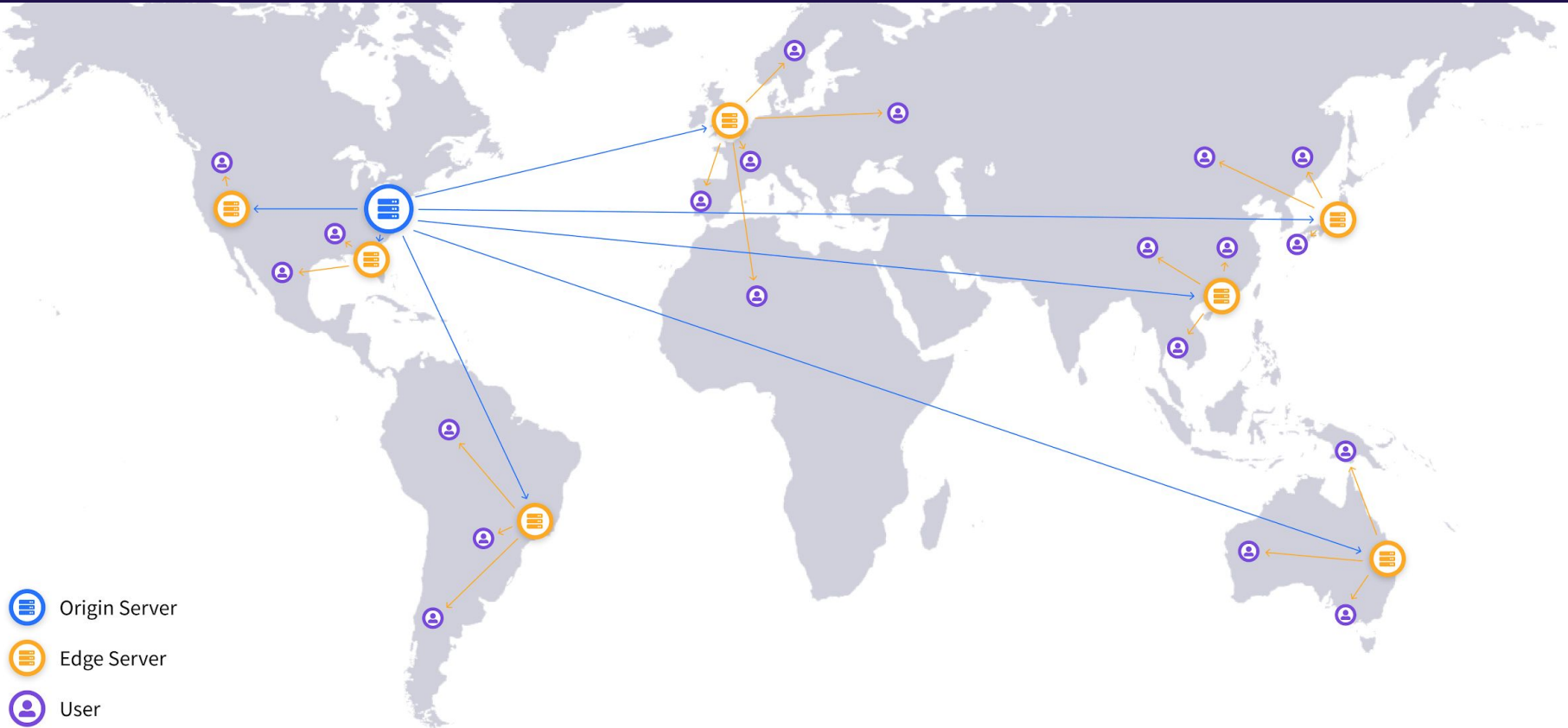
Reliability

5xx SERVER ERROR

503 SERVICE UNAVAILABLE

The server is currently unable to handle the request due to a temporary overload or scheduled maintenance, which will likely be alleviated after some delay.

Reliability



Reliability



We're having a really bad day.

The Unicorns have taken over. We're doing our best to get them under control and get GitHub back up and running.

Cost

Choose your instance plan [?](#)

New! Check out our new 16 GB and 32 GB RAM bundles!

Sort by: **Price per month** Memory Processing Storage Transfer



Amazon Lightsail

First month free!

\$3.5

USD

\$5

USD

\$10

USD

\$20

USD

\$40

USD

>

\$3.50 USD	\$5 USD	\$10 USD	\$20 USD	\$40 USD	Price per month
512 MB	1 GB	2 GB	4 GB	8 GB	Memory
1 vCPU	1 vCPU	1 vCPU	2 vCPUs	2 vCPUs	Processing
20 GB SSD	40 GB SSD	60 GB SSD	80 GB SSD	160 GB SSD	Storage
1 TB	2 TB	3 TB	4 TB	5 TB	Transfer

Cost



FREE

then \$20 / 100 GB
Measured as Bandwidth



\$2.30

\$0.023 / GB
Add \$0.0004 / 1k GET Requests



\$2.00 - \$2.30

\$0.020 - \$0.023 / GB
(Depending on Region)
Add \$0.0004 / 1k GET Requests

First 300gb / mo



Gatsby



SVELTEKIT



NEXT.js

11ty





Gatsby



SVELTEKIT



NEXT.js

11ty



The React Framework for Production

Next.js gives you the best developer experience with all the features you need for production: hybrid static & server rendering, TypeScript support, smart bundling, route pre-fetching, and more. No config needed.

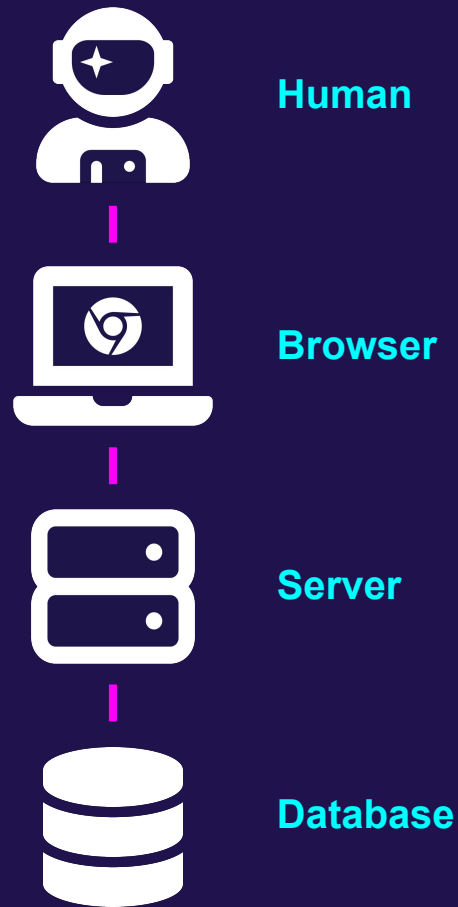
[Start Learning](#)[Documentation](#)

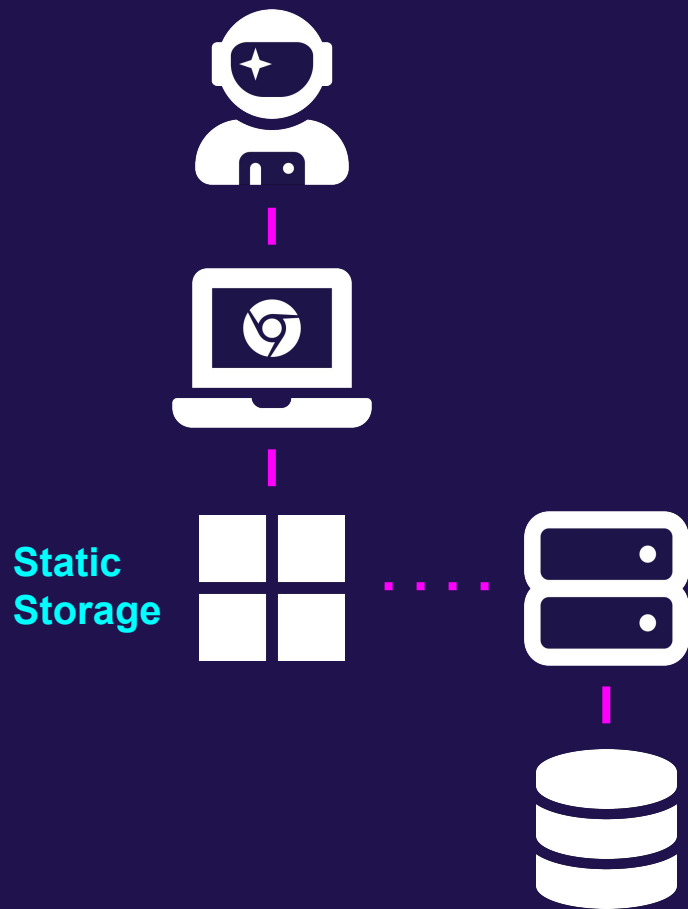
License: MIT [GitHub](#)

getServerSideProps

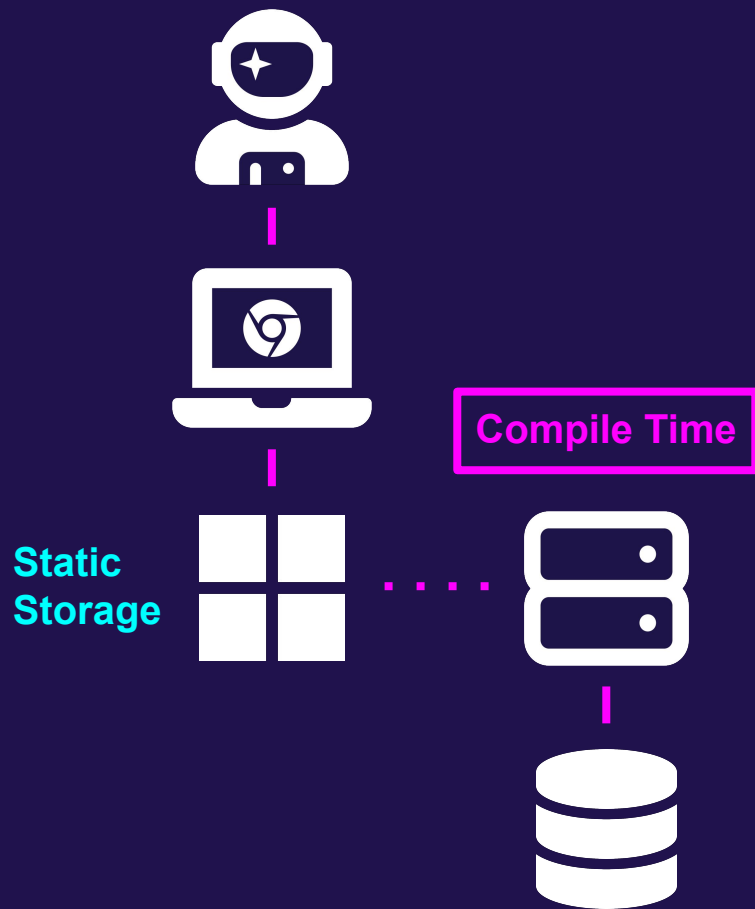
getStaticProps

`getServerSideProps`





`getStaticProps`



`getStaticProps`

Next.js WordPress Starter

Next.js WordPress Starter

Docs

About

GitHub

wordpress

Next.js WordPress

Scaling WordPress to the static web!

How to Create a Headless WordPress Blog with Next.js WordPress Starter

How to Manage SEO in Headless WordPress with Yoast SEO and WPGraphQL

How to Create a Headless WordPress Blog with Next.js WordPress Starter



By Colby Fayock

April 30th, 2021

Getting Started and more

Blogs are a great way to get down your thoughts to help others learn, keep track of progress, or even to help reinforce an idea to help yourself learn. WordPress is a popular blog platform that's been around for a while and Next.js is a modern popular web framework for building React apps. How can...

@colbyfayock

Homepage

```
export async function getStaticProps() {  
  const { posts } = await getAllPosts();  
  return {  
    props: {  
      posts: posts.sort((post) => (post.i  
    }  
  };  
}
```

```
export default function Home({ posts }) {  
  const { metadata = {} } = useSite();  
  const { title, description } = metadata;
```

Next.js WordPress Start

Scaling WordPress to the static web!

How to Create a Headless WordPress Blog with Next.js WordPress S

 By Colby Fayock April 30th, 2021 Getting Started and more

Blogs are a great way to get down your thoughts to help others learn, keep track of pro
to help reinforce an idea to help yourself learn. WordPress is a popular blog platform th
around for a while and Next.js is a modern popular web framework for building React a
can...

How to Automate Deployments on Content Change in WordPress with Webhooks and Netlify

 By Colby Fayock July 8th, 2021 Content and more

WordPress and JavaScript-based frameworks like Next.js and Gatsby are powerful
delivering a great CMS editing experience with a fast and perform

@colbyfayock

Homepage

```
export async function getStaticProps() {  
  const { posts } = await getAllPosts();  
  return {  
    props: {  
      posts: posts.sort((post) => (post.i  
    },  
  }  
};  
}
```

```
export default function Home({ posts }) {  
  const { metadata = {} } = useSite();  
  const { title, description } = metadata;
```

Next.js WordPress Start

Scaling WordPress to the static web!

How to Create a Headless WordPress Blog with Next.js WordPress S

 By Colby Fayock April 30th, 2021 Getting Started and more

Blogs are a great way to get down your thoughts to help others learn, keep track of pro
to help reinforce an idea to help yourself learn. WordPress is a popular blog platform th
around for a while and Next.js is a modern popular web framework for building React a
can...

How to Automate Deployments on Content Change in WordPress with Webhooks and Netlify

 By Colby Fayock July 8th, 2021 Content and more

WordPress and JavaScript-based frameworks like Next.js and Gatsby are powerful
delivering a great CMS editing experience with a fast and perform

@colbyfayock

Homepage

```
export async function getStaticProps() {  
  const { posts } = await getAllPosts();  
  return {  
    props: {  
      posts: posts.sort((post) => (post.i  
    }  
  };  
}
```

```
export default function Home({ posts }) {  
  const { metadata = {} } = useSite();  
  const { title, description } = metadata;
```

Next.js WordPress Start

Scaling WordPress to the static web!

How to Create a Headless WordPress Blog with Next.js WordPress S

 By Colby Fayock April 30th, 2021 Getting Started and more

Blogs are a great way to get down your thoughts to help others learn, keep track of pro
to help reinforce an idea to help yourself learn. WordPress is a popular blog platform th
around for a while and Next.js is a modern popular web framework for building React a
can...

How to Automate Deployments on Content Change in WordPress with Webhooks and Netlify

 By Colby Fayock July 8th, 2021 Content and more

WordPress and JavaScript-based frameworks like Next.js and Gatsby are powerful
delivering a great CMS editing experience with a fast and perform

@colbyfayock

Post Page

```
export async function getStaticPaths() {  
  const { posts } = await getAllPosts();  
  
  const paths = posts.map((post) => {  
    const { slug } = post;  
    return {  
      params: { slug }  
    }  
  })  
}
```

```
export async function getStaticProps({ params = {} }) {  
  const { post } = await getPostBySlug(params?.slug)  
  
  const socialImage = `/images/${params?.slug}.png`;  
  
  return {  
    props: { post },  
    revalidate: 5,  
  }  
}
```

How to Automate Deployment on Content Change in WordPress with WP Webhooks and Netlify



By Colby Fayock July 8th, 2021 Content, Deploying, Tutorial

Post Page

```
export async function getStaticPaths() {  
  const { posts } = await getAllPosts();  
  
  const paths = posts.map((post) => {  
    const { slug } = post;  
    return {  
      params: { slug }  
    }  
  })  
}
```

How to Automate Deployment on Content Change in WordPress with WP Webhooks and Netlify



By Colby Fayock July 8th, 2021 Content, Deploying, Tutorial

```
export async function getStaticProps({ params = {} }) {  
  const { post } = await getPostBySlug(params?.slug)  
  
  const socialImage = `/images/${params?.slug}.png`;  
  
  return {  
    props: {  
      post,  
      socialImage,  
    }  
  }  
}
```

Post Page

```
export async function getStaticPaths() {  
  const { posts } = await getAllPosts();  
  
  const paths = posts.map((post) => {  
    const { slug } = post;  
    return {  
      params: { slug }  
    }  
  })  
}
```

How to Automate Deployment on Content Change in WordPress with WP Webhooks and Netlify



By Colby Fayock

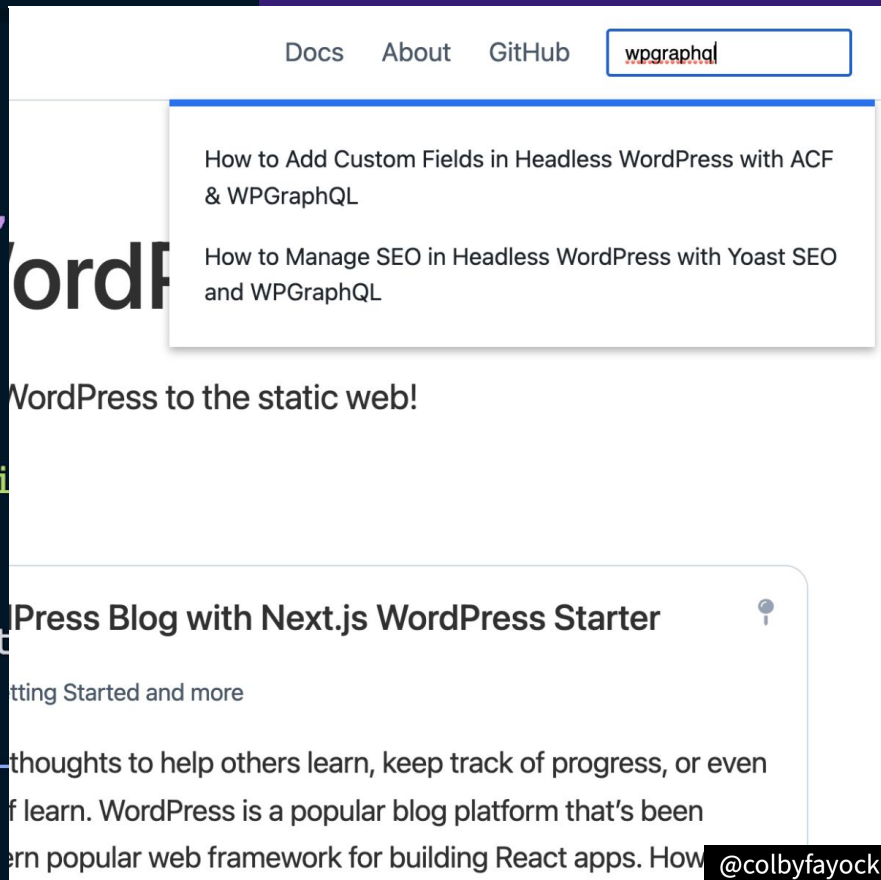
July 8th, 2021

Content, Deploying, Tutorial

```
export async function getStaticProps({ params = {} }) {  
  const { post } = await getPostBySlug(params?.slug)  
  
  const socialImage = `/images/${params?.slug}.png`;  
  
  return {  
    props: {  
      post,  
      socialImage,  
    }  
  }  
}
```

Clientside Search

```
async index(compilation, options) {  
  const {  
    host,  
    outputDirectory = DEFAULT_OUTPUT_DIRECTORY,  
    outputName = DEFAULT_OUTPUT_NAME  
  } = options;  
  
  if (typeof host !== 'string') {  
    throw new Error('Failed to compile search index');  
  }  
  
  const outputLocation = path.join(outputDirectory, outputName);  
  
  const data = await fetch(`${host}${WORDPRESS_URL}`);  
  const posts = await data.json();  
}
```



Clientside Search

```
    } = options;

    if (typeof host !== 'string') {
      throw new Error(`Failed to compile search index`);
    }

    const outputLocation = path.join(outputDirectory, 'index.json');

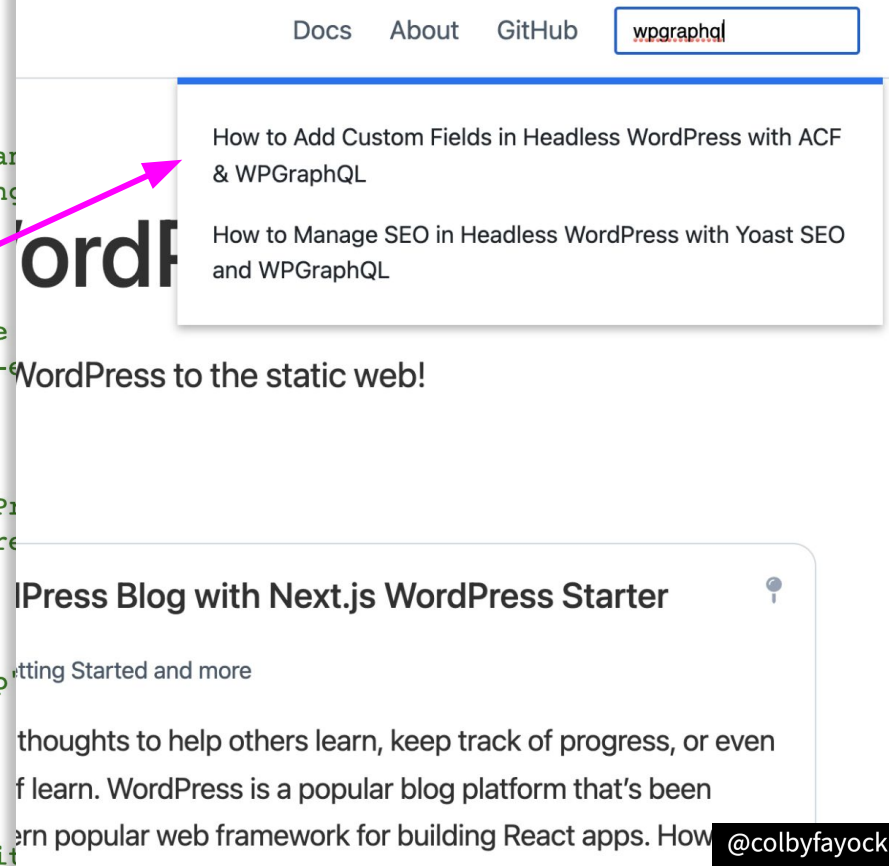
    const data = await fetch(`${host}${WORDPRESS_API_URL}`);
    const posts = await data.json();

    const index = posts.map((post = {}) => {
      return {
        title: post.title.rendered,
        slug: post.slug,
        date: post.date
```

```
{
  generated: 1631713626180,
  - posts: [
    - {
      title: "How to Automate Deployments on Contao",
      slug: "how-to-automate-deployments-on-contao",
      date: "2021-07-08T15:51:30"
    },
    - {
      title: "How to improve your development experience with Contao",
      slug: "how-to-improve-development-experience-with-contao",
      date: "2021-06-29T20:00:57"
    },
    - {
      title: "How to Add Custom Fields in Headless CMS",
      slug: "how-to-add-custom-fields-in-headless-cms",
      date: "2021-06-25T12:39:39"
    },
    - {
      title: "Exposing WordPress Data Without the Main Query",
      slug: "exposing-the-wp-data-without-the-main-query",
      date: "2021-06-14T19:26:20"
    },
    - {
      title: "How to Manage SEO in Headless CMS"
    }
  ]
}
```

Clientside Search

```
{
  generated: 1631713626180,
  - posts: [
    - {
      title: "How to Automate Deployments on Content Char
      slug: "how-to-automate-deployments-on-content-chang
      date: "2021-07-08T15:51:30"
    },
    - {
      title: "How to improve your development experience
      slug: "how-to-improve-development-experience-with-e
      date: "2021-06-29T20:00:57"
    },
    - {
      title: "How to Add Custom Fields in Headless WordP
      slug: "how-to-add-custom-fields-in-headless-wordpre
      date: "2021-06-25T12:39:39"
    },
    - {
      title: "Exposing WordPress Data Without the Markup
      slug: "exposing-the-wp-data-without-the-markup",
      date: "2021-06-14T19:26:20"
    },
    - {
      title: "How to Manage SEO in Headless WordPress wit
```



The screenshot shows a web interface with a search bar at the top right containing the text 'wpgraphql'. Below the search bar, a dropdown menu displays search results. A pink arrow points from the third item in the JSON list on the left to the first item in the search results dropdown. The search results dropdown contains two items: 'How to Add Custom Fields in Headless WordPress with ACF & WPGraphQL' and 'How to Manage SEO in Headless WordPress with Yoast SEO and WPGraphQL'. Below the search results, there is a section titled 'WordPress to the static web!' and another section titled 'WordPress Blog with Next.js WordPress Starter' with a subheading 'Getting Started and more'. The bottom right corner of the image contains the text '@colbyfayock'.

Docs About GitHub wpgraphql

How to Add Custom Fields in Headless WordPress with ACF & WPGraphQL

How to Manage SEO in Headless WordPress with Yoast SEO and WPGraphQL

WordPress to the static web!

WordPress Blog with Next.js WordPress Starter

Getting Started and more

thoughts to help others learn, keep track of progress, or even

f learn. WordPress is a popular blog platform that's been

ern popular web framework for building React apps. How

@colbyfayock



netlify



render





netlify



render

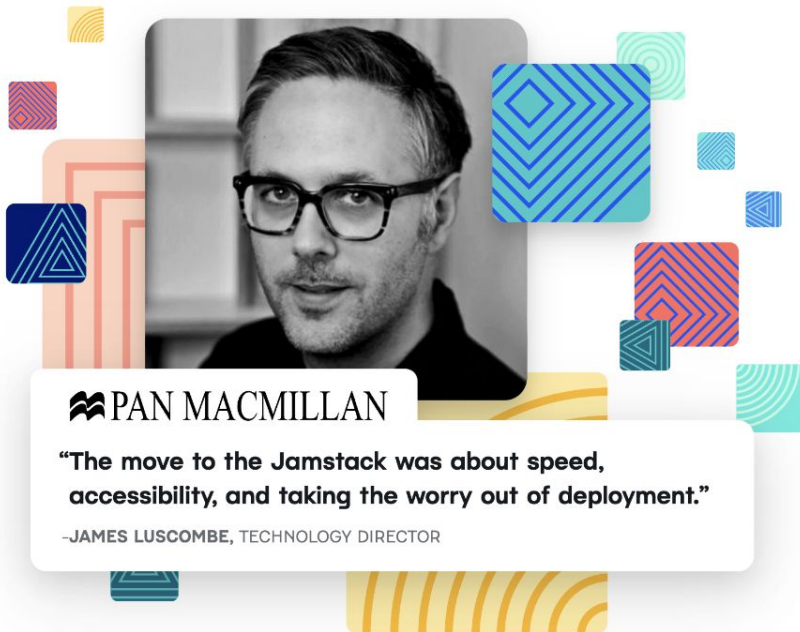


Build, deploy, & scale modern web projects

Millions of developers use Netlify to ship faster, simplify their workflows, and scale effortlessly.

[Get started for free](#)

[Contact sales](#) →



FIRST-CLASS SUPPORT FOR EVERY POPULAR FRAMEWORK



By [Phil Hawksworth](#) in [Opinions & Insights](#) • February 23, 2021

Terminology explained: Atomic and immutable deploys

There are terms and expressions used when talking about modern web development practices which can be confusing until explained.

Two such terms are *immutable deploys* and *atomic deploys*. Let's define each of those and call out why they are important and beneficial to an efficient and reliable development workflow.

By [Phil Hawksworth](#) in [Opinions & Insights](#) • February 23, 2021

Terminology explained:

Atomic and immutable deploys



There are terms and expressions used when talking about modern web development practices which can be confusing until explained.

Two such terms are *immutable deploys* and *atomic deploys*. Let's define each of those and call out why they are important and beneficial to an efficient and reliable development workflow.

Distributed Persistent Rendering (DPR) #1

cassidoo started this conversation in RFCs



cassidoo on Apr 14 Maintainer

Table of contents:

- Challenge
- Goal
- Proposal
- Usage scenarios
- Points of difference
- Exclusions and omissions


Challenge

The model of decoupling the generation of a site's assets from the time they are required but also introduces challenges when sites become very large.

As the Jamstack ecosystem has matured, tools and services have emerged bringing new productive workflows, but the practical ceiling for Jamstack sites often involves main

By [Matt Biilmann](#) in [News & Announcements](#) • April 14, 2021

Distributed Persistent Rendering: A new Jamstack approach for faster builds



We'd like to share a new concept we've been exploring for the [Jamstack](#), born out of our work with large enterprise dev teams deploying hundreds of thousands of pages at a time.

We wanted a way to make those deployments faster—without introducing unwanted complexity for Jamstack developers. Some solutions have come up before now, but they tend to lock you into a specific framework or break some of the most compelling reasons to use Jamstack in the first place. A Jamstack-focused approach was needed that would work across the ecosystem. After discussion both within Netlify and some members of the Jamstack community, we feel we've landed the right concept—something we've dubbed "Distributed



+



Essential Next.js Build Plugin

npm v3.9.0 license MIT

This build plugin is a utility for supporting Next.js on Netlify. To enable server-side rendering and other framework-specific features in your Next.js application on Netlify, you will need to install this plugin in your app.

Table of Contents

- [Installation and Configuration](#)
- [Docs](#)
- [Credits](#)

Installation and Configuration

Basic build settings

If you're using a static site generator or build tool, we'll need these settings.

[Learn more in the docs](#) ↗

i Seems like this is a Next.js site. To enable key features of Next.js on Netlify, you need to install the Essential Next.js Build Plugin. [Learn more in the docs.](#)

Base directory



Build command

yarn build



Publish directory

out



Show advanced

Deploy site

Demo

Demo

Install WPGraphQL

Query WordPress data


Bootstrap new Next.js app

Deploy to Netlify



Demo

- ✓ **Install WPGraphQL**
- ✓ **Query WordPress data**
- ✓ **Bootstrap new Next.js app**
- ✓ **Deploy to Netlify**



main ▾

3 branches

0 tags

Go to file

Add file ▾

Code ▾

Use this template



colbyfayock Merge pull request #188 from GuilleAngulo/readme_vscode ...

✓ ed168b0 yesterday

🕒 365 commits

📁 .github/workflows	Improve Github Actions to respect yarn.lock	8 months ago
📁 docs	Adds the WP/ACF/GraphQL documentation	8 months ago
📁 plugins	removing wordpress_host as an environment variable option	11 days ago
📁 public	removing og images	11 days ago

About



Bring WordPress to the static world with Next.js

[next-wordpress-starter.spacejelly.dev/](#)

wordpress

nextjs

next

wpgraphql

next-starter

📖 Readme

🌟 MIT License

Ecommerce on the Jamstack



NEXT.js

spacejelly.dev/levelupecommerce

Colby Fayock

Developer Advocate



@colbyfayock



Thank You

colbyfayock.com/jamstackconf