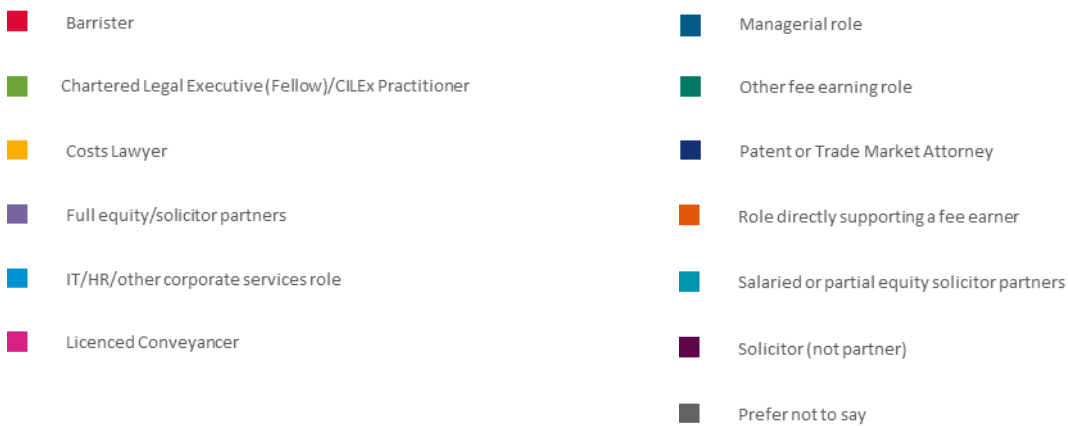
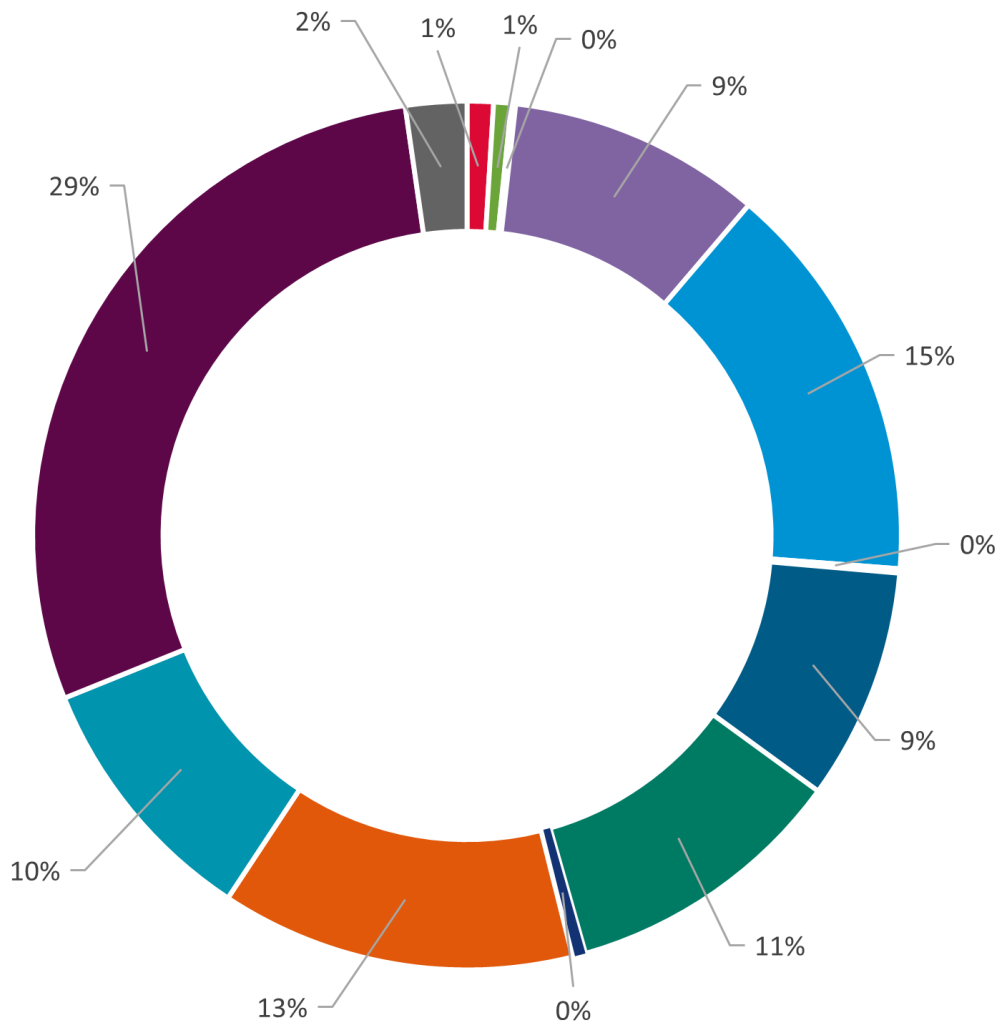
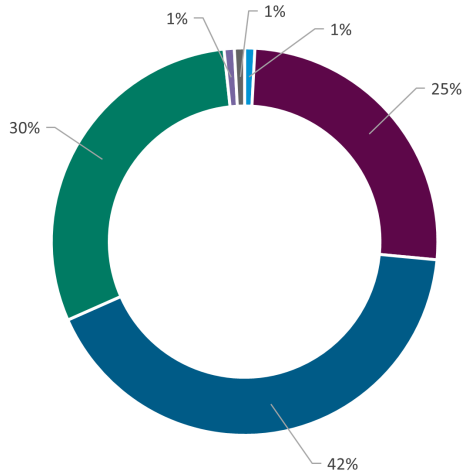


2023 SRA Diversity Survey

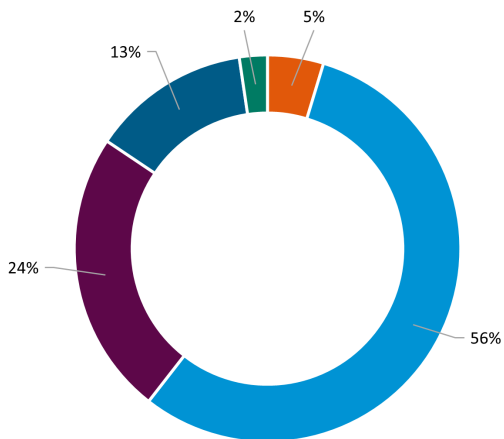
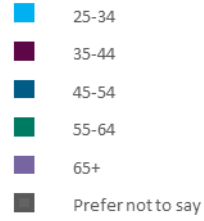
Respondees by job



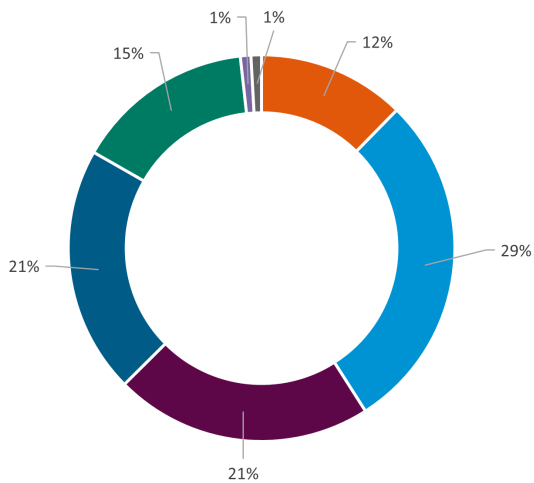

Age



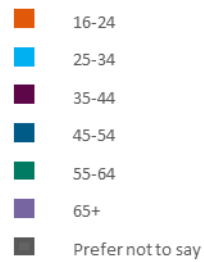
Partner



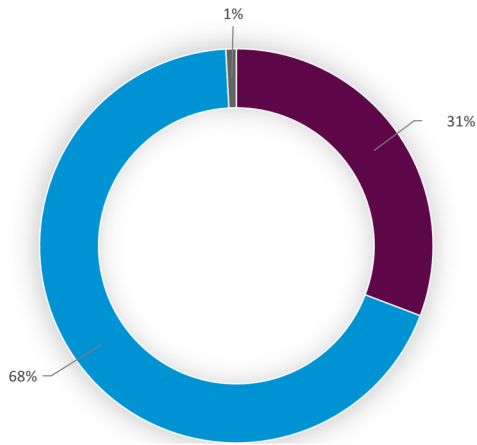
Fee Earner



Support

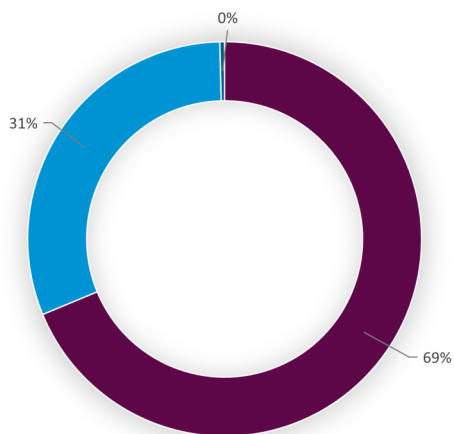


Sex



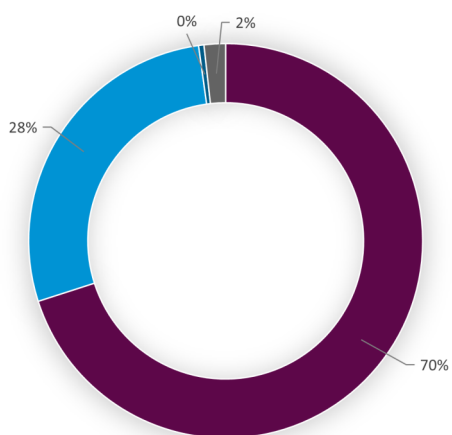
Partner

- Female
- Male
- Prefer not to say



Fee Earner

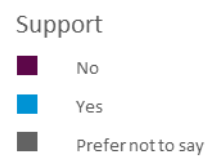
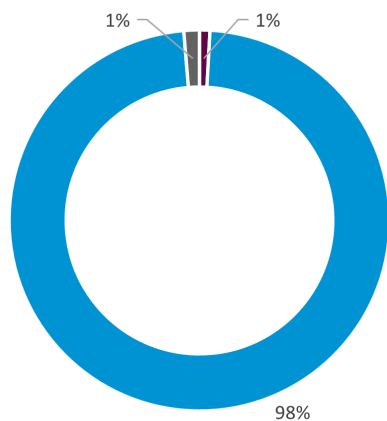

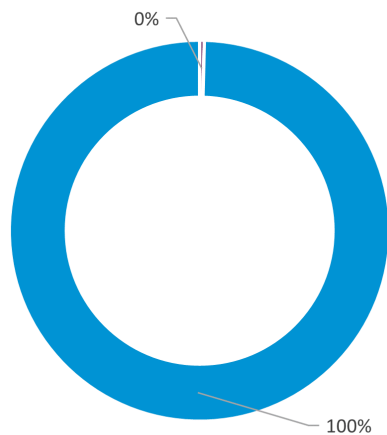

- Female
- Male
- Other preferred description



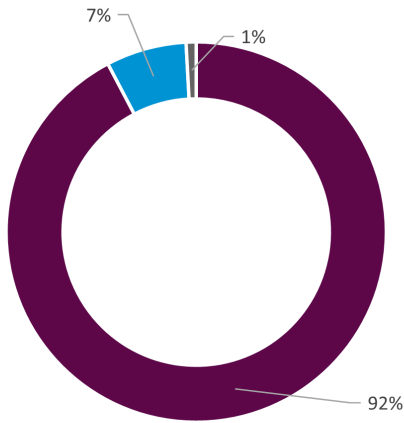
Support

- Female
- Male
- Other preferred description
- Prefer not to say

Is the gender you identify with the same as your sex registered at birth?

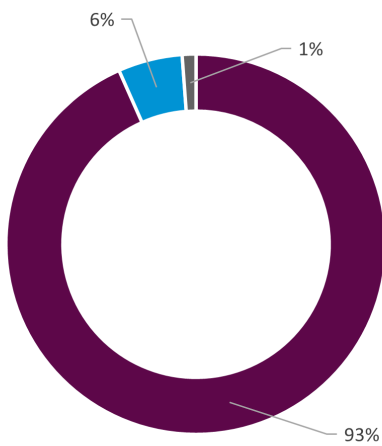


Disability



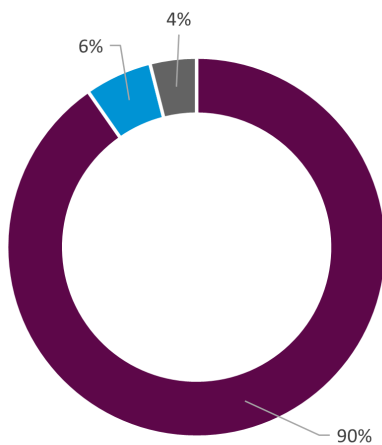
Partner

- No
- Yes
- Prefer not to say



Fee Earner

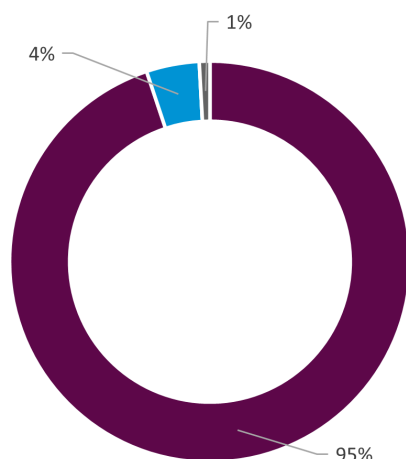
- No
- Yes
- Prefer not to say



Support

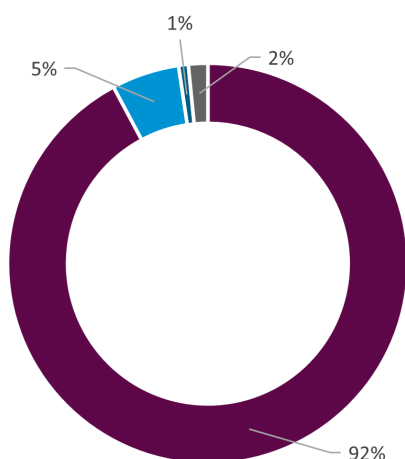
- No
- Yes
- Prefer not to say

Disability limitation



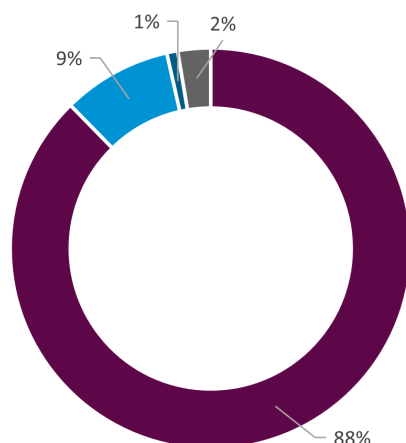
Partner

- No
- Yes, limited a little
- Yes, limited a lot
- Prefer not to say



Fee Earner

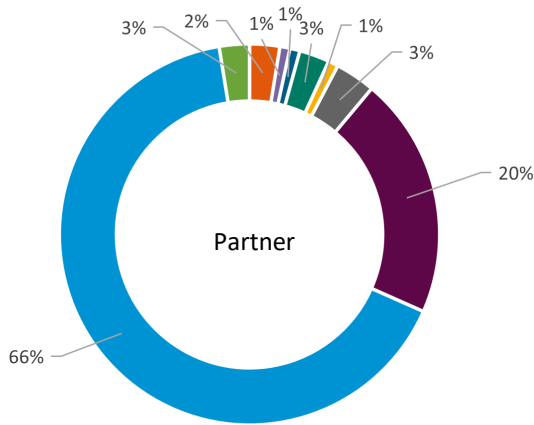
- No
- Yes, limited a little
- Yes, limited a lot
- Prefer not to say



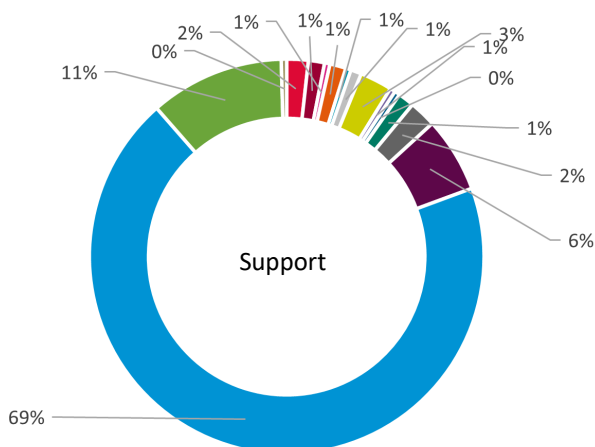
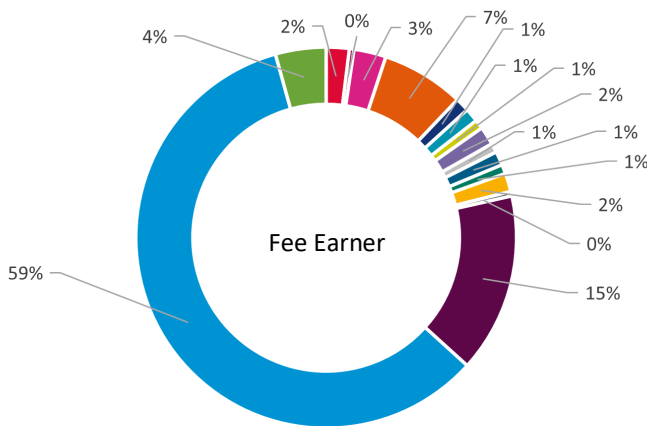
Support

- No
- Yes, limited a little
- Yes, limited a lot
- Prefer not to say

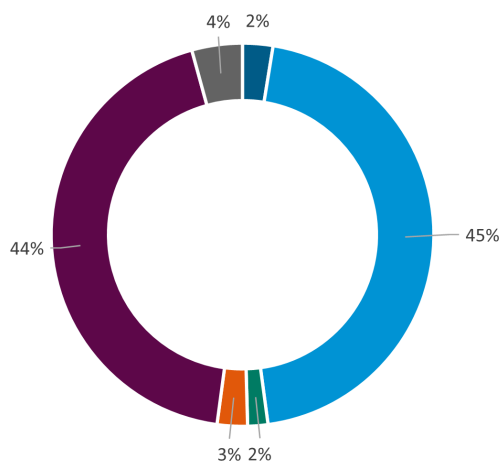
Ethnicity



- Asian/Asian British: Any other Asian background
- Asian/Asian British: Bangladeshi
- Asian/Asian British: Chinese
- Asian/Asian British: Indian
- Asian/Asian British: Pakistani
- Black/Black British: African
- Black/Black British: Caribbean
- Mixed/Multiple ethnic group: Any other mixed/multiple ethnic background
- Mixed/Multiple ethnic group: White & Asian
- Mixed/Multiple ethnic group: White & Black Caribbean/Black African
- Other ethnic group: Any other ethnic group
- Other ethnic group: Arab
- White: Any other white background
- White: British/English/Welsh/Northern Irish/Scottish
- White: Irish
- White: Roma
- Prefer not to say

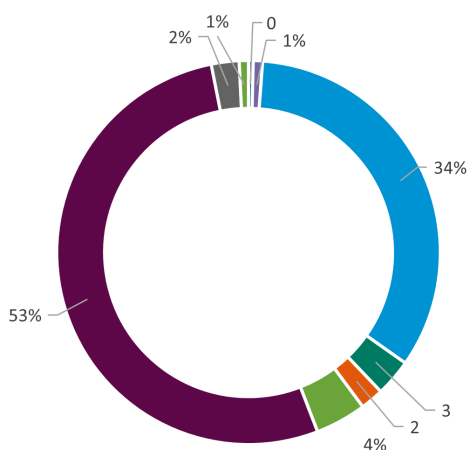


Religious belief



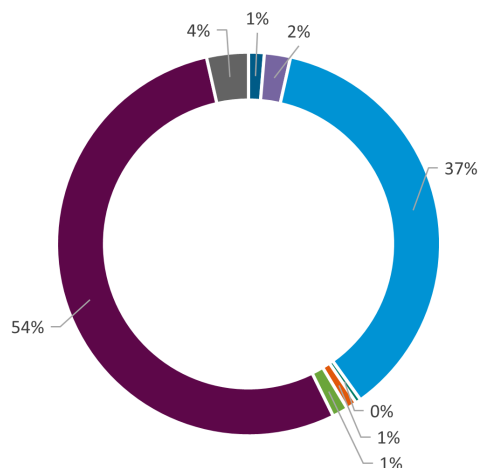
Partner

- Any other religion or belief
- Christian
- Hindu
- Jewish
- No religion or belief
- Prefer not to say



Fee Earner

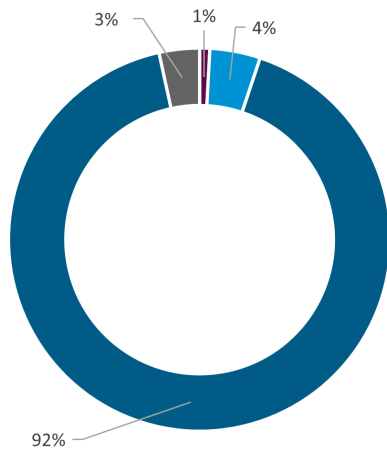
- Any other religion or belief
- Christian
- Hindu
- Jewish
- Buddhist
- Muslim
- Sikh
- No religion or belief
- Prefer not to say



Support

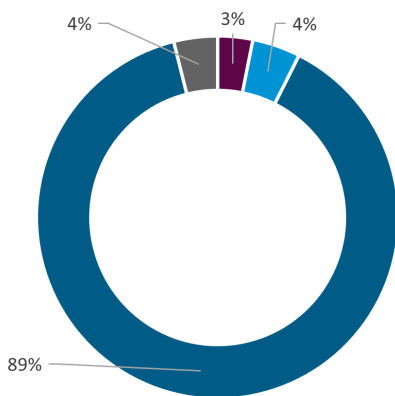
- Any other religion or belief
- Christian
- Hindu
- Jewish
- Buddhist
- Muslim
- No religion or belief
- Prefer not to say

Sexual orientation



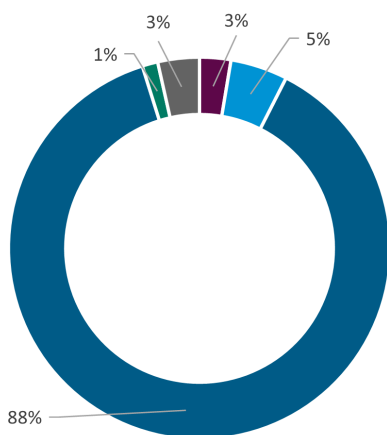
Partner

- Bi
- Gay/Lesbian
- Heterosexual
- Prefer not to say



Fee Earner

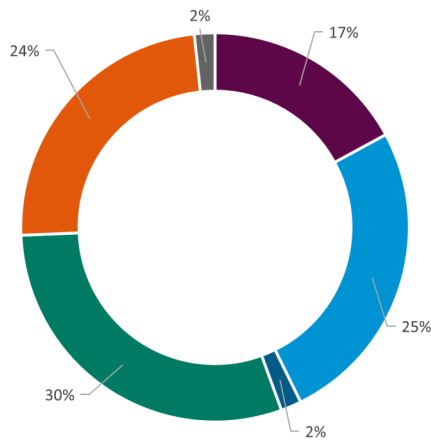
- Bi
- Gay/Lesbian
- Heterosexual
- Prefer not to say



Support

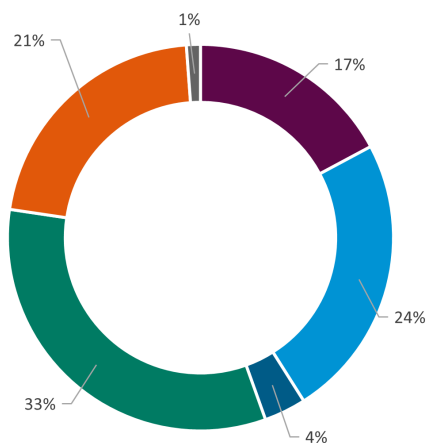
- Bi
- Gay/Lesbian
- Heterosexual
- Prefer not to say

Socio - economic - school attended - ages 11 to 16



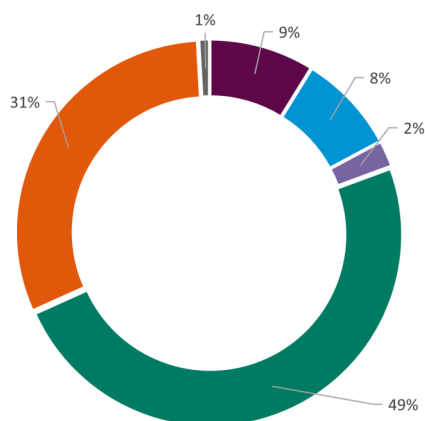
Partner

- Attended school outside of the UK
- Independent/fee-paying school
- Independent/fee-paying school where I received a bursary covering 90% or more of my tuition
- State-run or state-funded school (not-selective)
- State-run or state-funded school (selective on academic, faith or other grounds)
- Don't know / not sure
- Prefer not to say



Fee Earner

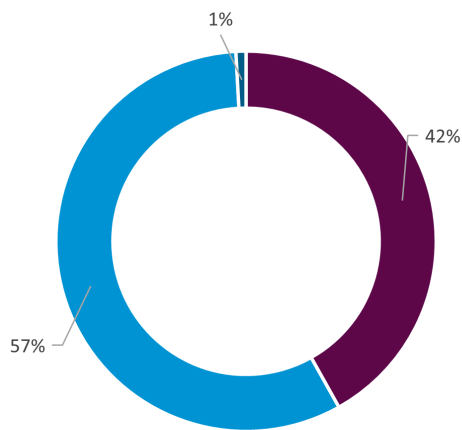
- Attended school outside of the UK
- Independent/fee-paying school
- Independent/fee-paying school where I received a bursary covering 90% or more of my tuition
- State-run or state-funded school (not-selective)
- State-run or state-funded school (selective on academic, faith or other grounds)
- Don't know / not sure
- Prefer not to say



Support

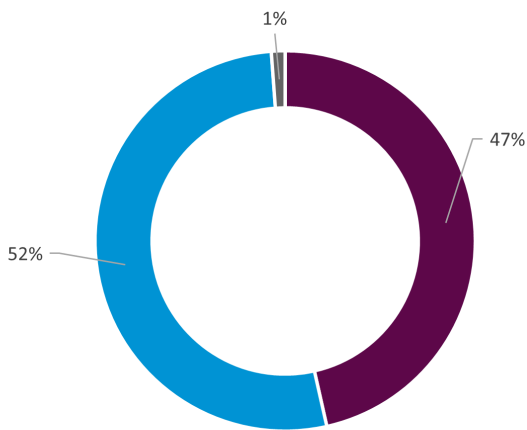
- Attended school outside of the UK
- Independent/fee-paying school
- Independent/fee-paying school where I received a bursary covering 90% or more of my tuition
- State-run or state-funded school (not-selective)
- State-run or state-funded school (selective on academic, faith or other grounds)
- Don't know / not sure
- Prefer not to say

Socio-economic - university attendance (parents education)



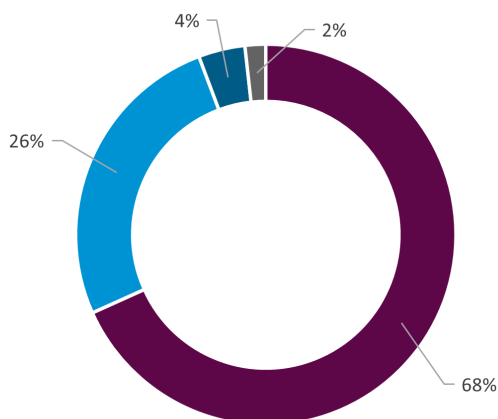
Partner

- No, neither of my parents attended university
- Yes, one or both of my parents attended university
- Don't know/not sure
- Prefer not to say



Fee Earner

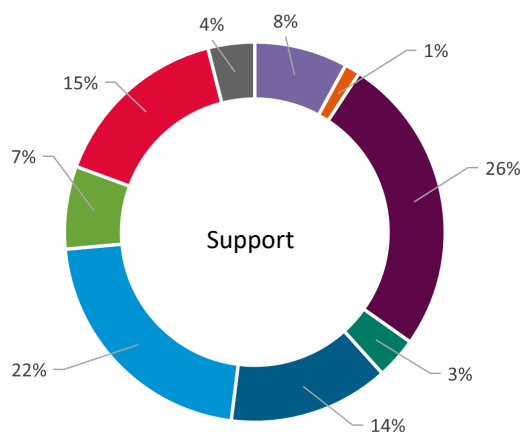
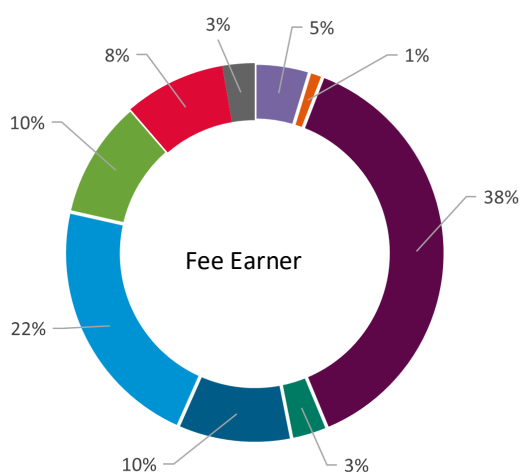
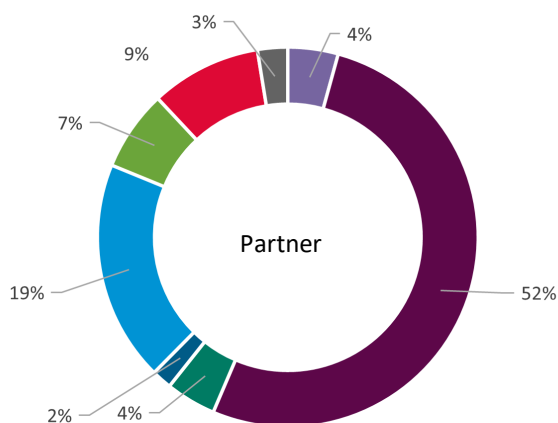
- No, neither of my parents attended university
- Yes, one or both of my parents attended university
- Don't know/not sure
- Prefer not to say



Support

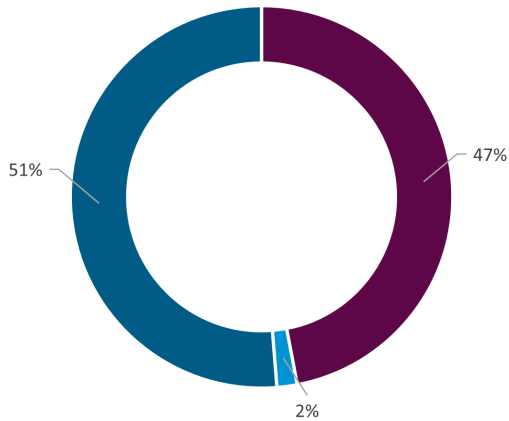
- No, neither of my parents attended university
- Yes, one or both of my parents attended university
- Don't know/not sure
- Prefer not to say

At age 14, type of work of the main income working in your home



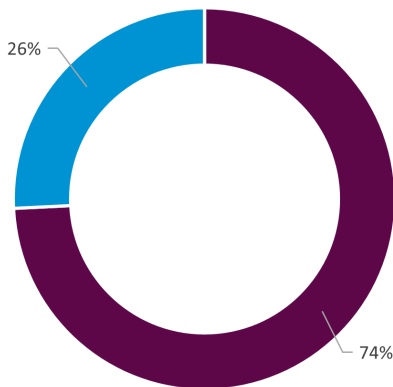
- Modern professional and traditional professional occupations such as: teacher, nurse, physiotherapist, social worker, musician, police officer (sergeant or above), software designer, accountant, solicitor, medical practitioner, scientist, civil/mechanical engineer
- Senior, middle or junior managers or administrators such as: finance manager, chief executive, large business owner, office manager, retail manager, bank manager, restaurant manager, warehouse manager
- Clerical and intermediate occupations such as: secretary, personal assistant, call centre agent, clerical worker, nursery nurse
- Technical and craft occupations such as: motor mechanic, plumber, printer, electrician, gardener, train driver
- Routine, semi-routine manual and service occupations such as: postal worker, machine operative, security guard, caretaker, farm worker, catering assistant, sales assistant, HGV driver, cleaner, porter, packer, labourer, waiter/waitress, bar staff
- Small business owners who employed less than 25 people such as: corner shop owners, small plumbing companies, retail shop owner, single restaurant or cafe owner, taxi owner, garage owner
- Long term unemployed (claimed Jobseeker's Allowance or earlier unemployment benefit for more than a year)
- Other, such as: retired, this question does not apply to me, I don't know
- Prefer not to say

Carer for a child under 18



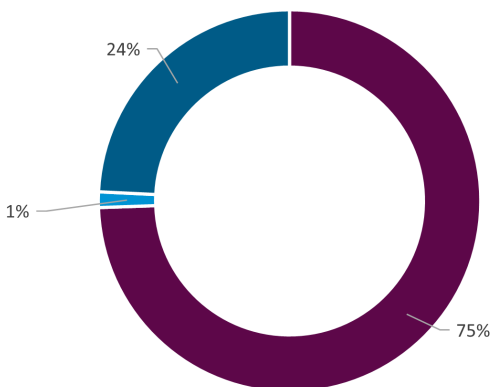
Partner

- No
- Yes
- Prefer not to say



Fee Earner

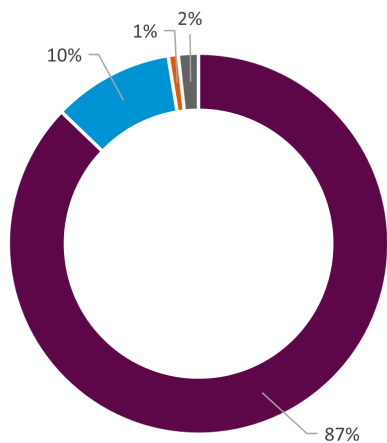
- No
- Yes
- Prefer not to say



Support

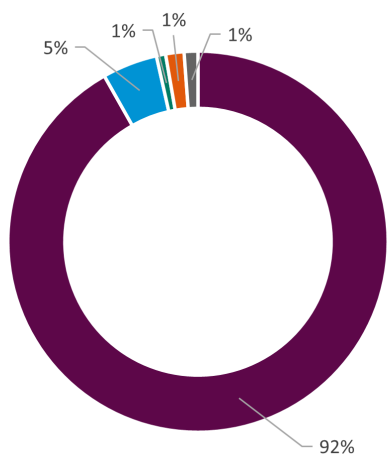
- No
- Yes
- Prefer not to say

Caring responsibility part 2 (disability/age)



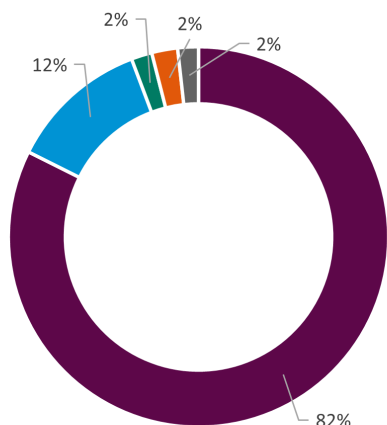
Partner

- No
- Yes, 1 – 19 hours a week
- Yes, 50 or more hours a week
- Prefer not to say



Fee Earner

- No
- Yes, 1 – 19 hours a week
- Yes, 20 – 49 hours a week
- Yes, 50 or more hours a week
- Prefer not to say



Support

- No
- Yes, 1 – 19 hours a week
- Yes, 20 – 49 hours a week
- Yes, 50 or more hours a week
- Prefer not to say