



FREESTYLE SKI WORLD CUP

Marketing Guide 2018/19

- Halfpipe
- Slopestyle
- Big Air
- Aerials
- Moguls



Table of contents

- 1. Contacts**
- 2. General Marketing Information**
 - 2.1 FIS Freestyle Ski World Cup Sponsors
 - 2.2 Responsibilities FIS
 - 2.3 Responsibilities Organizing Committee

- 3. Freestyle Ski World Cup Venue**
 - 3.1 Start and Finish area
 - 3.1.1 Start Structure Design Overview
 - 3.1.2 Finish Structure Design Overview
 - 3.1.3 Exit gate
 - 3.2 Banners on Course, Functional Building and Finsih Area
 - 3.3 Award Ceremony
 - 3.4 Presentation Backdrop
 - 3.5 Video wall
 - 3.6 Inflatables
 - 3.7 Beach Flags

- 4. Bib Numbers**
 - 4.1 General Information
 - 4.2 Competition Bib
 - 4.3 Leader Bib

5. TV, Web and Print Material

5.1 Use of FIS Freestyle Ski World Cup logo

5.1.1 General guidelines for use of logo

5.1.2 Official Freestyle Ski World Cup titles

5.2 FIS Freestyle Ski World Cup Promotional Material

5.3 TV and Web

6. Hospitality

6.1 Promotional and Hospitality Activities

1. Contacts



FIS International Ski Federation

Blochstrasse 2
CH- 3653 Oberhofen
Switzerland
Tel.: + 41 33 244 61 61
Fax: + 41 33 244 61 71

Joseph Fitzgerald

Freestyle Skiing Coordinator
Tel.: +41 33 244 6161
@: fitzgerald@fisski.com

Roberto Moresi

Contest Director Park & Pipe
Tel.: +39 347 441 86 34
@: moresi@fisski.com

Kathrin Hostettler

Freestyle Skiing & Snowboard Assistant
Tel.: + 41 33 244 6165
@: hostettler@fisski.com

Jürg Capol

Marketing Director
Tel.: + 41 33 244 6161
@: capol@fisski.com



FIS Marketing AG

Wolleraustrasse 15n
CH-8807 Freienbach
Switzerland
Tel.: + 41 44 224 69 60
Fax: + 41 44 224 6909

Andi Marugg

Project Manager Freeski & Snowboard
Tel: +43 699 121 76933
@: marugg@fismarketingag.com



2. General Marketing Information

2.1 Freestyle Ski World Cup Sponsors

FIS in agreement with the National Ski Associations (NSA) stages an annual World Cup Series in Freestyle Skiing.

The events of the Freestyle Skiing World Cup are:

- Mogul/ Dual Mogul
- Aerials
- Ski Cross
- Ski Halfpipe
- Ski Slopestyle
- Ski Big Air

FIS in agreement with the NSA's , have defined Marketing guidelines for the World Cup. This document outlines the general Marketing principles.

Branch Exclusivity of FIS Sponsors

The FIS Freestyle Ski World Cup Sponsors have branch exclusivity within their product category. The Organizing Committee assures that no competing companies are present with their branding in any commercial or public area of the event.

- Title Sponsor

Ski Cross: Audi is the Title Sponsor of the "Audi FIS Ski Cross World Cup".

Please view the Marketing Guide "Audi FIS Ski Cross World Cup" for all Marketing related information for Ski Cross.

The position of the Presenting Sponsor is open in the following Events:

- Moguls/ Dual Moguls
- Aerials
- Ski Halfpipe
- Ski Slopestyle
- Ski Big Air

FIS Freestyle Ski World Cup Sponsor rights

The FIS Sponsors have the right to promote their products and services on site during the events at no extra cost.

2.2 Responsibilities FIS

To define the advertising rules and guidelines for marketing and implementation of sponsor rights. FIS has an overview of all marketing related issues whereas at the event the Contest Director is the main contact person.

2.3 Responsibilities Organizing Committee

The Organizing Committee has to provide the necessary preparation of the sponsor area inside the TV-range in prior consultation with the FIS Contest Director. In addition the Organizing Committee is responsible for a clean appearance of the sponsors outside of the TV-range.

3. FIS Freestyle Ski World Cup Venue


3.1 Start and Finish Area

The Organizing Committee must produce and provide all start and finish installations including the exit gate. The OC is responsible to organize and set up the start and finish installations in collaboration with the Contest Director.

If there is a need for modification on the various start- and finish installations this has to be discussed with FIS.

The presenting sponsor has the exclusive right for the design of the frame and backdrop of all Start- and finish installations including the exit gate.

3.1.1 Start Structure Design Overview



Example for Start installation
Halfpipe, Moguls, Slopestyle

Exception for Start installation Aerials:

In view of the specific nature of this discipline, it is agreed that a single line of boards/banners for the Event Sponsor and FIS Title Sponsor may be placed behind the starting points. The height may not exceed 400 cm.

The advertising space is allocated as follows:

FIS Presenting Sponsor:	2x (1m x 1m)
LOC Sponsor:	2x (1m x 1m)
FIS Data and Timing Partner:	2x (1m x 0,5m)
Resort Logo:	1x (2m x 0,5m)
Official FIS WC Logo:	1x (2m x 0,5m)

Technical Information:


Size: 14m wide x 3.5m high x 1.5m deep. Width inside: 11m
The sizes may vary at each event.

Requirements OC:

OC is responsible for building up the start installation with the following specifications

- flat space of minimum 15m wide x 5m deep for start installation set up

3.1.1 Start Structure Design Overview



Example for Start installation
Dual Moguls

The advertising space is allocated as follows:

FIS Presenting Sponsor:	2x (1m x 1m)
LOC Sponsor:	3x (1m x 1m)
FIS Data and Timing Partner:	2x (1m x 0,5m)
Resort Logo:	1x (2m x 0,5m)
Official FIS WC Logo:	1x (2m x 0,5m)

Technical Information:


Technical Information:

Size: 14m wide x 3.5m high x 1.5m deep. Width inside: 11m
The sizes may vary at each event.

Requirements OC:

- OC is responsible for building up the start installation with the following specifications
 - flat space of minimum 15m wide x 5m deep for start installation set up

3.1.1 Start Structure Design Overview



Example for Start installation
Big Air

The advertising space is allocated as follows:

FIS Presenting Sponsor:	2x (1m x 0,5m)
LOC Sponsor:	2x (1m x 0,5m)
FIS Data and Timing Partner:	2x (1m x 0,5m)
Resort Logo:	1x (2m x 0,5m)
Official FIS WC Logo:	1x (2m x 0,5m)

Technical Information:

Size: 5m wide x 3.5m high x 1.5m deep. Width inside: 2m

Requirements OC:

OC is responsible for building up the start installation with the following specifications

- flat space of minimum 15m wide x 5m deep for start installation set up

3.1.2 Finish Structure Design Overview



Example for Finish installation
(2 Columns)

The advertising space is allocated as follows:

Two logos on each column (one in front one on back)

FIS Presenting Sponsor: 4x (1m x 0,5m)

LOC Sponsor: 4x (1m x 0,5m)

Data and Timing Partner: 2x (1m x 0,5m)

Official FIS WC Logo: 2x (1m x 0,25m)

Technical Information:

Size per column: 3.5m high x 1.5m wide x 1.0m deep

Requirements OC:

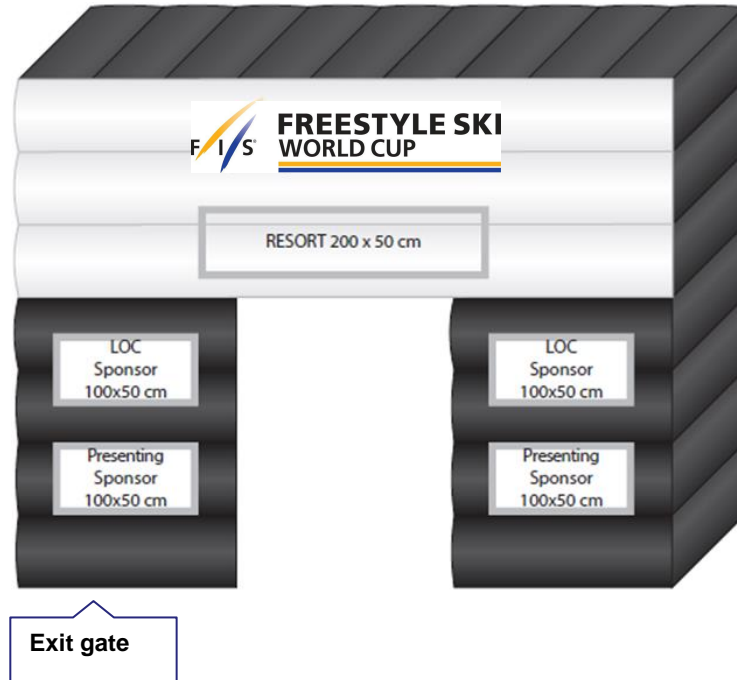
OC is responsible for building up the finish installation.

Define space between the columns with FIS Contest Director.

Ensure clean finish line area.

Please note that the columns cannot be affixed with ropes due to safety reasons

3.1.3 Exit Gate



The advertising space is allocated as follows:

FIS Presenting Sponsor:	2x (1m x 0,5m)
LOC Sponsor:	2x (1m x 0,5m)
Resort Logo:	1x (2m x 0,5m)
Official FIS WC Logo:	1x (2m x 0,5m)

Technical Information:

Size: 5m wide x 3.5m high x 1.5m deep. Width inside: 2m

Requirements OC:

OC is responsible for building up the finish installation with the following specifications:

- Flat space of 15m wide x 5m deep in the finish area
- Multi electrical socket 220V close to the exit gate position

3.2 Banners

Banners on course and in finish area

The bannering on course and in the finish area (including the platinum circle) is allocated as follows:

- 100% LOC Sponsor

Advertising Banners may not exceed 8 meters in width and 1 meter in height

Platinum Circle

- . 100% LOC
- . Max height 0,25 m

Banners on functional buildings

Advertising on the functional buildings is allocated as follows:

- 100% to the LOC

3.3 Award Ceremony



The advertising on the podium is allocated as follows:

- 1st Position: FIS Presenting Sponsor: 1x (0,5m x 0,25)
- 1st Position Official FIS WC logo: 1x (0,5m x 0,25m)
- 2nd and 3rd Position Resort identification: 2 x(0.5m x 0.25m)

Technical Information:

The podium for the top 3 athletes will be provided and installed by the LOC.

The dimension of the podium should be:
1m deep x 1m (2nd and 3rd place) x 1,5m (1st place)

3.3 Award Ceremony

Award Ceremony Backdrop

The backdrop for the award ceremony will be provided and installed by LOC.

Placement

The placement of the podium and the backdrop shall be determined by the FIS Contest Director in cooperation with the Organizing Committee based on the best possible TV exposure.

3.3 Award Ceremony



Ceremony backdrop sponsor identifications:

Presenting Sponsor	40% 28 x (0.25m x 0.13m) to be shared with Data&Timing
LOC Sponsor	40% 28 x (0.25m x 0.13m)
Resort	20% 14 x (0.25m x 0.13m) 1x (2m x 0.5)

In case there is no Title- or Presenting Sponsor the space is allocated as follows:

Title Sponsor:

The FIS logo is to be placed in the fields of the Title Sponsor

Presenting Sponsor:

The LOC may use the space of the Presenting Sponsor.

Technical Information:

Size: 4m wide x 3.5m high x 1.5m deep

Requirements LOC:

- LOC is responsible to prepare for constructing and building up the award Ceremony backdrop.
- Production of all LOC Logo spaces (LOC & Resort) on installation
- Material specifications: magnetic board (ca. 1mm) matt finished print to adhere on metal sheet

3.4 Presentation / Interview Backdrop



Presentation / Interview backdrop sponsor identifications:

Presenting Sponsor	40% 12 x (0.25m x 0.13m) to be shared with Data&Timing
LOC Sponsor	40% 12 x (0.25m x 0.13m)
Resort	20% 6 x (0.25m x 0.13m)
	1 x (1,20m x 0.3m)

Technical Information:

Size: 2m wide x 2.4m high; deep: approx.: 0.75m

Material specifications: magnetic board (ca. 1mm) matt finished print to adhere on metal sheet

Requirements OC:

Availability of an appropriate position in the finish area in consultation with the Contest Director

Athletes must have a clear view on the video wall

Electrical socket 220V close to the presentation wall

3.5 Video Wall



Video wall

Advertising Spot on big screen

The Title Sponsor, the Presenting Sponsor and the Data and Timing Partner each shall have the possibility to show a 30 second advertisement spot on the big screen at the FIS FS World Cup event. The advertisement spots of the sponsor shall be shown several times before, in between and after the races (aired at least 5 times per event day with at most 2 hours between airings).


Please communicate specifics about the necessary video spot format to FIS **20 days** prior to the event.

The video wall must be organized and provided by the Organizing Committee.

Advertising possibilities on the video wall are allocated as follows:

- 100% Organizing Committee

3.6 Inflatables



Inflatables

Inflatables are allowed within the TV area and the surrounding venue areas.

Advertising possibilities are allocated as follows:

100% Organizing Committee

The number of inflatables are restricted to a maximum of 5 per competition in Slopestyle events and a maximum of 6 per competition at Halfpipe, Moguls, Aerial and Big Air events.



Technical Information:

PVC-inflatable

Size: max. height 4m and max. width 5m

Requirements OC:

Electrical socket 220V, in position TBD together with the Contest Director.

3.7 Beach Flags


Beach flags

Beach flags are allowed within the TV area and the surrounding venue areas.

Advertising possibilities are allocated as follows:

25% Presenting Sponsor

75% Organizing Committee

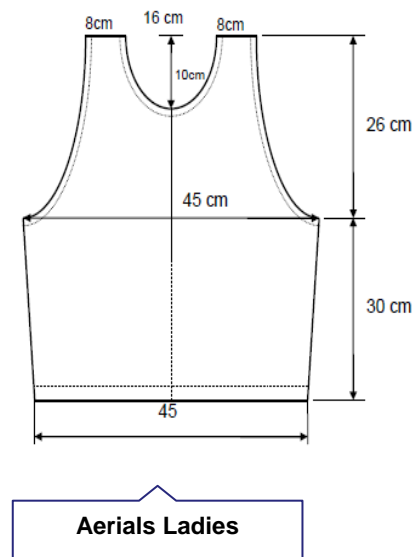
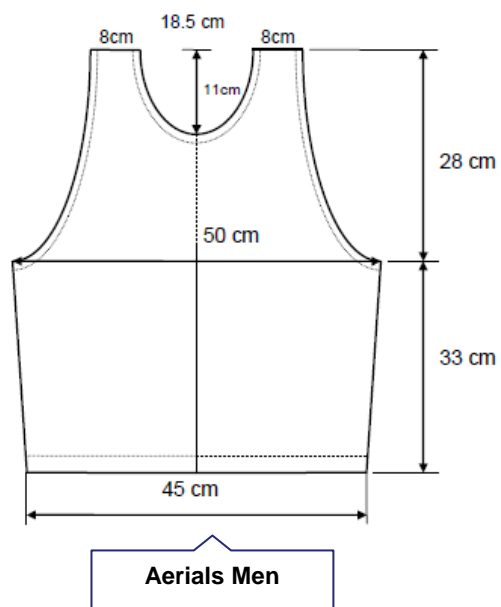


Requirements OC:

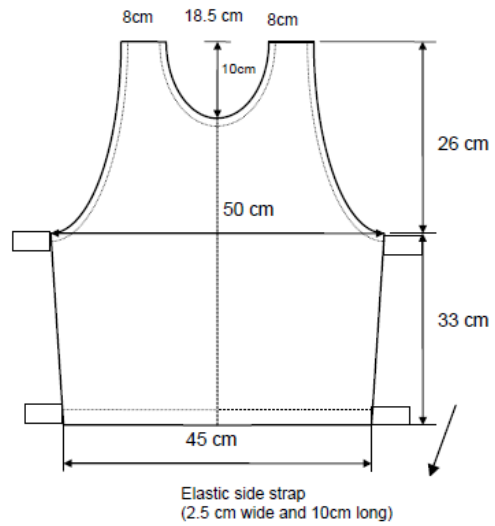
Although there is not a limitation in the amount of beach flags this should not lead to an overload both on the course and in the finish area. The setup of beach flags should follow high-quality and premium criteria.

4. Bib numbers

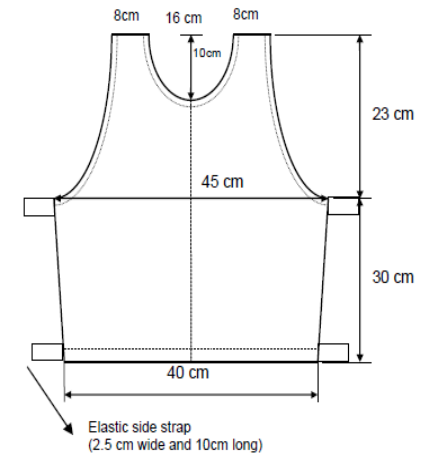
4.1 General information



4.1 General Information



**Moguls, Halfpipe, Slopestyle,
Big Air - Men**



**Moguls, Halfpipe, Slopestyle,
Big Air - Ladies**

4.2 Competition bib



Halfpipe, Slopestyle Big Air and Moguls bib



Aerials bib

The advertising on the starting bib is allocated as follows:

- Official FIS Freestyle Skiing World Cup logo on the upper left side (when wearing the bib) max. size of logo: 6cm x 6cm
- Official FIS logo on the upper right side (when wearing the bib) max size of logo: 6cm x 6cm
- Presenting Sponsor upper part of bib: maximum height of the logo is 20 cm
- LOC Sponsor: below the resort on the bottom of bib. Maximum Height 5cm
- Resort: the maximum height of the resort logo is 10cm
- Height of number: 12cm

Technical Information:

**The bibs are produced and provided by the LOC
The costs are to be borne by the LOC.**

The LOC is responsible for producing and providing the Starting bib.

The Starting bib must conform to the guidelines.

Please send the layout of the competition bib to FIS for approval at least 10 days before production.

**Kathrin Hostettler
@: hostettler@fisski.com
Tel.: 0041 33 244 61 61**

4.3 Leader bib



Leader bib

The leader of the overall FIS Freestyle Skiing World Cup will wear a yellow leader bib:
This bib will be produced by the LOC.

The advertising on the leader bib is allocated as follows:

- Official FIS Freestyle Skiing World Cup logo on the upper left side (when bib is worn)
max. size of logo: 6cm x 6cm
- Official FIS logo on the upper right side (when bib is worn)
max. size of logo: 6cm x 6cm
- LOC Sponsor: maximum height 20 cm
- Presenting Sponsor logo in the middle of the bib
the maximum height of the logo is 12cm
- Resort the maximum height of the logo is 10cm

If there is no Presenting Sponsor the FIS logo is placed in that position

Technical Information:

The layout of the bib must be in accordance with the FIS Advertising Rules.
The size of the bibs must be in accordance with the guidelines set forth in the FIS Specifications for Equipment rules.

The bibs are produced and provided by the LOC
The costs are to be borne by the LOC.

4.3 Leader bib



Past season Winner bib

A special FIS Freestyle Ski World Cup Past Season Winner blue bib will be prepared and will be worn by the respective Past season winner, as entered into each event.

If the Past Season Winner and present Leader of the FIS Freestyle Ski World Cup are the same person then the Yellow bib will be used for the competition.

The advertising on the past Season Winner bib is allocated as follows:

- Official FIS Freestyle Skiing World Cup logo on the upper left side (when bib is worn) max. size of logo: 6cm x 6cm
- Official FIS logo on the upper right side (when bib is worn), max. size of logo: 6cm x 6cm
- LOC Sponsor: maximum height 20 cm
- Presenting Sponsor logo in the middle of the bib, the maximum height of the logo is 12cm
- Resort the maximum height of the logo is 10cm

If there is no Presenting Sponsor the FIS logo is placed in that position

The bibs are produced and provided by the LOC
The costs are to be borne by the LOC.

5. TV, web and print material

5.1 Use of the FIS Freestyle Skiing World Cup logo

a)



The use of the official FIS Freestyle Skiing World Cup logo is subject to a set of guidelines as outlined on the next page. This logo is part of the corporate identity of the International Ski Federation (FIS). The FIS Freestyle Ski World Cup logo is a registered trademark of FIS.

The Organizing Committees are not allowed to bring the official World Cup logo in connection with any other sponsor other than the FIS World Cup Title Sponsor.

b)



FIS Freestyle Ski WC logo
a) Horizontal Version
b) Vertical Version

5.1.1 General guidelines for the use of logo

Size

As a rule of thumb the official FIS Freestyle Ski World Cup logo must cover 5% of the overall surface of any promotional tool it is placed on. In any case the size of the logo may not be smaller than 30 mm (width for the portrait) version of the logo.

Logo context , frame, position, dimension

The integrity of the official logo must be secured through appropriate context. The official logo may not be overshadowed by other word marks or logos. Similar but unrelated marks may not be used in the same context to avoid establishing an inappropriate relationship.

In general use, the logo is without a frame and should be positioned horizontally. As a rule, the logo is two-dimensional. The colored logo should be used on a white background. In case the logo needs to be positioned on a colored background, the solid white version must be used.

5.1.2 Official FIS Freestyle World Cup titles

English: FIS Freestyle Ski World Cup

German: FIS Freestyle Ski Weltcup

5.2 FIS Freestyle Ski World Cup promotional material

Event advertising material and roll-ups

The following must be included on all event advertising /promotional material:

- Official FIS Freestyle Ski World Cup logo
- Official World Cup title “FIS Freestyle Ski World Cup”

Event related promotional materials include, but are not limited to:

- Posters
- Programs
- Invitations
- Accreditation
- Start and result lists

Approval

All event related print materials must be sent to FIS a minimum of 10 days before production for approval. Please send to:

Kathrin Hostettler
hostettler@fisski.com

5.3 TV and web

TV graphics

The FIS Presenting Sponsor and Data and Timing Partner is entitled to have its logo included in the FIS Freestyle Ski World Cup TV Graphics.

Local Organizer's website

All FIS Freestyle Ski World Cup Organizers are obliged to include the FIS Freestyle Ski World Cup logo and official WC title "FIS Freestyle Ski World Cup" on their website.

FIS Freestyle Ski website

The FIS Freestyle Ski website gives each Organizing Committee the opportunity to promote their World Cup event and activities. Please see:

<http://www.fisfreestyle.com/>

If you would like to promote your event or have information to contribute to the website please contact:

communications@fisski.com

6. Hospitality

6.1 Promotional and hospitality activities

The Presenting Sponsor has the opportunity for promotional and hospitality activities at all events. Details are to be communicated by FIS.