

1300 Series



Simply Frameless

1300 Series makes the ordering process a cinch with efficiency, fashion, and innovation. We source and assemble 1300 Series using domestic & european stocked products, which allows your cabinets to ship 50% faster.

Plastic Finds a New Home

From discarded plastic water bottles, to a high-performance PET Film designed to take on your future. Feel good knowing each door is made from approximately 25 recycled water bottles!

It's Nice Inside

We designed 1300 Series with quality in mind. All white melamine box, completely banded, and powder coated steel, full-extension drawers with soft-close undermount guides and 66-lb load capacity. Oh, and adjustable soft-close hinges too!



1300 Series: Room Gallery



1300 Series: Transitional
Combine simplicity and color for a blend of old and new.

- FINISHES & STYLES -
PET Film | Matte Grey & Matte White



1300 Series: Contemporary
Clean, straight lines uniting form and function.

- FINISHES & STYLES -
Textured Laminate - 1300 Series | Grau

BELLMONT

CABINET CO.



1300 Series: Contemporary
Clean, straight lines uniting form and function.

- FINISHES & STYLES -
PET Film | Matte Black



1300 Series: Contemporary
Clean, straight lines uniting form and function.

- FINISHES & STYLES -
Textured Laminate - 1300 Series | Frax
PET Film | Matte White



1300 Series: Door Styles



Tempo

Horizon


Apex

Frame

1300 Series: PET Film

Made from discarded plastic bottles, this durable PET film is 100% recycled, and then is applied to 100% recycled MDF core panels using heat and pressure.

- 1300 Series only. Gloss White is not a 100% recycle product. -



Gloss White

Matte White

Matte Grey

Matte Black

1600 Series: Form, Function & Value



Quality Without Compromise

1600 Series is designed to custom fit your home and your budget. Our advanced manufacturing process blends cutting-edge automation, hand assembly, and rigorous quality control provide high-quality kitchen cabinets that are affordable, and built-to-last.

Function & Convenience

You deserve a working kitchen that's both practical and inspiring. One that reflects your unique style while satisfying your daily needs. Whether you prefer subtle elegance or a bold statement, our clever and distinctive storage solutions allow you to tailor a kitchen that suits your life.



Space & Quiet

Wood or metal, our full-extension drawers and roll outs feature soft-close undermount guides and drilled-in bumpers for whisper quiet closing. You also get ample space, easy interior access, and more organizing options, all supported by a hardy, 75-lb load capacity.

1600 Series: Room Gallery



1600 Series: Transitional

Combine simplicity and color for a blend of old and new.

- FINISHES & STYLES -

Paint | Pepper, Silvermist & Biscuit



1600 Series: Contemporary

Clean, straight lines uniting form and function.

- FINISHES & STYLES -

Soft-Touch Laminate | Pietra
Super-Matte Laminate | Bianco Matte

BELLMONT

CABINET CO.



1600 Series: Contemporary
Clean, straight lines uniting form and function.

- FINISHES & STYLES -
Textured Laminates | Coastal
Paint | Pepper



1600 Series: Transitional
Combine simplicity and color for a blend of old and new.
PHOTO: Julie Miller Designs (Orinda, CA)

- FINISHES & STYLES -
Paint | White
Cherry | Toffee

BELLMONT

CABINET CO.



1600 Series: Contemporary
Clean, straight lines uniting form and function.

- FINISHES & STYLES -
Red Oak | Folkstone



1600 Series: Transitional
Clean, straight lines uniting form and function.

- FINISHES & STYLES -
Textured Laminates | Barnside

BELLMONT

CABINET CO.



1600 Series: Transitional

Combine simplicity and color for a blend of old and new.

PHOTO: Julie Miller Designs (Orinda, CA)

- FINISHES & STYLES -

Paint | White



1600 Series: Contemporary

Clean, straight lines uniting form and function.

- FINISHES & STYLES -

High-Gloss Laminate | Bianco Gloss

BELLMONT

CABINET CO.



1600 Series: Transitional

Combine simplicity and color for a blend of old and new.

- FINISHES & STYLES -

Maple | Natural



1600 Series: Contemporary

Clean, straight lines uniting form and function.

- FINISHES & STYLES -

Soft-Touch Laminate | Noce

Super-Matte Laminate | Nero Matte

BELLMONT

CABINET CO.



1600 Series: Contemporary
Clean, straight lines uniting form and function.

PHOTO: Design Depot (Englewood, NJ)

- FINISHES & STYLES -
Super-Matte Laminate | Bianco Matte
Rift White Oak | Natural



1600 Series: Contemporary
Clean, straight lines uniting form and function.

- FINISHES & STYLES -
Textured Laminates | Barnside

BELLMONT

CABINET CO.



1600 Series: Transitional

Combine simplicity and color for a blend of old and new.

- FINISHES & STYLES -

Paint | Silverplate



1600 Series: Transitional

Combine simplicity and color for a blend of old and new.

- FINISHES & STYLES -

Rift White Oak | Bistro

Paint | White

1600 Series: Accessories



Pull-Down Shelf



Base Pull-Out



Blind Corner Pivot Trays




Tall Pull-Out




Wall Corner Lazy Susan

1600 Series: Door Styles



Metro



Madrid



Paris




Veer




Terra




Firma



Porta



Modena



Verona



Matisse



Griffin



Index

1600 Series: Door Styles



Intro




Retro




Invoke



Evoke



Silas



Elias




Icon




Bevel




Lineage



Studio




Tivoli




Axiom

1600 Series: Door Styles



Valley




Whitney



Society



Colony



Mckinley



Crest

1600 Series: Paint Finishes

Durable, lasting, earth-friendly satin paint finishes are achieved using an innovative multi-layer application process of primers, pigmented color, and topcoat.

- For best results, paint finish doors are constructed with a choice of all HDF or Maple & HDF wood material. -



1600 Series: Paint Finishes

PAINT WITH GLAZE



White | Nickel



White | Taupe



Biscuit | Mocha



White | Taupe



Biscuit | Taupe



Biscuit | Mocha



Biscuit | Taupe



White | Nickel

1600 Series: Solid Color Stains

Slightly opaque, these heavily pigmented stains coat the material's surface in color and allow the open wood grain to show through. The result is a paint-like finish with a textured surface.

- Available on Red Oak only. -



White



Alabaster



Greige



Pepper



Black



Naval



Silverplate



Pavestone

1600 Series: Alder

Native to the Pacific Northwest, Alder has a fine, smooth, straight grain with random mineral streaks, tight knots, and mild color variations from pale reds to reddish-browns. Alder stains well across our full color spectrum.

- Also available in Rustic Alder, featuring random pin holes, knots, knot holes & grain variation. -

STAINS WITH GLAZE



Praline | Mocha



Sienna | Black



Bourbon | Black



Spice | Black



Folkstone | Black



Thundercloud | Black


BELLMONT

CABINET CO.


1600 Series: Alder Stains




Nordic




Autumn



Praline




Sienna




Sunbleached



Twilight



Peppercorn




Brandy



French Roast




Bistro




Espresso




lava




Bourbon



Spice



Folkstone



Thundercloud

1600 Series: Cherry Stains

Cherry is an eastern grown hardwood that exhibits a smooth, tight grain, and mild color variations from pale yellows to deep reddish-browns. Fine pin holes, pitch pockets, grain variation, and darkening with age all occur naturally, adding to the beauty of Cherry

STAINS WITH GLAZE



Sienna | Black



Bourbon | Black



Toffee | Black



French Roast | Black



Folkstone | Black



Thundercloud | Black

1900 Series: Cherry Stains

Cherry is an eastern grown hardwood that exhibits a smooth, tight grain, and mild color variations from pale yellows to deep reddish-browns. Fine pin holes, pitch pockets, grain variation, and darkening with age all occur naturally, adding to the beauty of Cherry



Nordic




Natural



Sienna




Bourbon



Sunbleached




Brandy



Toffee



French Roast



Espresso



Java




Folkstone



Thundercloud



Twilight



Bistro

1900 Series: Red Oak Stains

A timeless American classic, Red Oak is known for its coarse texture, predominant contrasting grain patterns, and overall strength and durability. Color variations from pale yellows to reddish-browns are typical and more prominent with light or natural finishes.

STAINS WITH GLAZE



Bourbon | Black



Folkstone | Black



Thundercloud | Black


1600 Series: Red Oak Stains



Nordic



Champagne




Natural



Autumn



Brandy



Java




Sunbleached



Twilight



Thundercloud



Graphite



Onyx



Folkstone



Bourbon

1600 Series: Rift White Oak Stains

An American-grown hardwood, White Oak is light to medium-brown in color. Boards are cut perpendicular to the growth ring, creating a unique, straight grain pattern with light-colored flecks. The fresh, contemporary appearance is ideal for modern or classic door styles.

STAINS WITH GLAZE



Bourbon | Black



Folkstone | Black




Thundercloud | Black


1600 Series: Rift White Oak Stains



Nordic




Champagne



Dune




Natural



Praline



Bourbon



Bistro




Espresso



Sunbleached



Twilight




Folkstone




Thundercloud




Autumn



Java



Graphite



Onyx

1600 Series: Maple Stains

Admired for its consistency, Maple's dense, smooth grain patterns and uniform coloring allow it to take lighter stain colors well. The occasional dark mineral streak and mild color variations add to Maple's character.

STAINS WITH GLAZE



Autumn | Black



Praline | Mocha



Spice | Black

STAINS




Natural




Nordic




Autumn



Java



Praline



Spice

1600 Series: High-Gloss Laminate

This lightweight, durable, and chemical resistant plastic is a 'green' product that can be recycled. The surface is treated with a transparent coating cured under UV-light to enhance durability.

PORTA COLLECTION



Bianco Gloss



Argento Gloss




Mocaccino Gloss



Grigio Gloss

1600 Series: Super-Matte Laminate

PORTA COLLECTION



Bianco Matte




Argento Matte



Mocaccino Matte



Grigio Matte



Nero Matte

1600 Series: Textured Laminate

Designed to replicate real organic colors and patterns, thermally structured surfaces (TSS) are bonded to a substrate with heat and pressure using a textured steel plate. The result is a durable tactile surface with greater color uniformity and ease of maintenance compared to natural hardwood.

LEGNO COLLECTION



Glasgow



Weathered



Hadley



Isola



Caldera



Terrino



Grain




Roanoke



Artica




Aspen



Barnside



Driftwood



Prairie



Snowdrift



Dunmor



Frostline

BELLMONT

CABINET CO.

1600 Series: Textured Laminate

LEGNO COLLECTION




Corvo




Beach



Raven




Concrete




Coastal



Ash



Carbon



Pearl

MAESTRO LEGNO COLLECTION




Luce




Olmo




Rialto



Chiara



Fumato



Marrone



Elegante

1600 Series: Soft-Touch Laminate

Soft and silky to the touch, with scratch and fingerprint-resistant properties. These durable matte laminates are manufactured using a sophisticated coating process, making them a perfect low-maintenance alternative to real Oak or Walnut veneers.

VELLUTO COLLECTION



Grano



Noce

1900 Series: Endless Style & Options



Subtle Sophistication

With over 60 contemporary, transitional, or traditional door styles, our versatile 1900 Series kitchen cabinets offer something for everyone. Combine your style with the textures, finishes, and storage solutions you want, and our skilled team will build your cabinets to order for a precise fit.

Details on Display

So much of life happens in the kitchen. It's where you gather with family and friends to share meals, talk, and laugh. With all that activity, it needs to be as functional as possible. Bellmont has the accessories and storage options you need for a balanced and organized space.



Metal Frame & Glass

Our progressive metal frame doors provide limitless design possibilities.

Express yourself with modern accents like back-painted, clean, satin etched, or mirrored glass for an elegant touch. Then combine the right storage options to get the perfect mix of convenience and style.

1900 Series: Room Gallery



1900 Series: Contemporary
Clean, straight lines uniting form and function.

- FINISHES & STYLES -
Sapele | French Roast



1900 Series: Transitional
Combine simplicity and color for a blend of old and new.

- FINISHES & STYLES -
Rift White Oak | Dune

BELLMONT

CABINET CO.



1900 Series: Transitional

Combine simplicity and color for a blend of old and new.

- FINISHES & STYLES -
Walnut | French Roast
Paint | Pepper



1900 Series: Contemporary

Clean, straight lines uniting form and function.

- FINISHES & STYLES -
Textured Laminate | Dunmor & Glasgow

BELLMONT

CABINET CO.



1900 Series: Transitional

Combine simplicity and color for a blend of old and new.

- FINISHES & STYLES -

Red Oak | Sunbleached
Paint | White



1900 Series: Contemporary

Clean, straight lines uniting form and function.

PHOTO: Aboeda Design

- FINISHES & STYLES -

Walnut | Natural
High-Gloss Laminate | Bianco

BELLMONT

CABINET CO.



1900 Series: Contemporary
Clean, straight lines uniting form and function.

- FINISHES & STYLES -
Textured Laminate | Weathered



1900 Series: Transitional
Combine simplicity and color for a blend of old and new.

- FINISHES & STYLES -
Alder | Bourbon

BELLMONT

CABINET CO.



1900 Series: Contemporary
Clean, straight lines uniting form and function.

- FINISHES & STYLES -

Textured Laminate | Concrete
Super-Matte Laminate | Bianco Matte



1900 Series: Contemporary
Clean, straight lines uniting form and function.

- FINISHES & STYLES -

Textured Laminate | Roanoke
Super-Matte Laminate | Bianco Matte

BELLMONT

CABINET CO.



1900 Series: Traditional
Classic American style that will stand the test of
time.

- FINISHES & STYLES -

Solid Color Stain | Silverplate



1900 Series: Contemporary
Clean, straight lines uniting form and function.

- FINISHES & STYLES -

High-Gloss Laminate | Bianco Gloss
Rift White Oak | Natural

BELLMONT

CABINET CO.



1900 Series: Contemporary
Clean, straight lines uniting form and function.

- FINISHES & STYLES -
Soft-Touch Laminate | Grano
Super-Matte Laminate | Grigio Matte



1900 Series: Traditional
Classic American style that will stand the test of time.

- FINISHES & STYLES -
Cherry | Bourbon
Paint | Silvermist

BELLMONT

CABINET CO.



1900 Series: Contemporary
Clean, straight lines uniting form and function.

- FINISHES & STYLES -

Textured Laminate | Snowdrift
Rift White Oak | Dune



1900 Series: Contemporary
Clean, straight lines uniting form and function.

- FINISHES & STYLES -

Walnut | Sienna
Paint | Pepper

BELLMONT

CABINET CO.



1900 Series: Transitional

Combine simplicity and color for a blend of old and new.

PHOTO: Design Depot (Englewood, NJ)

- FINISHES & STYLES -

Rift White Oak | Praline

Paint | Naval



1900 Series: Traditional

Classic American style that will stand the test of time.

- FINISHES & STYLES -

Maple | Praline & Spice



1900 Series: Contemporary
Clean, straight lines uniting form and function.

- FINISHES & STYLES -

High-Gloss Laminate | Bianco Gloss
Textured Laminate | Prairie



1900 Series: Transitional
Combine simplicity and color for a blend of old and new.

PHOTO: Julie Miller Designs (Orinda, CA)

- FINISHES & STYLES -

Heirloom | Shadow
Paint | White

BELLMONT

CABINET CO.



1900 Series: Transitional
Combine simplicity and color for a blend of old and new.

- FINISHES & STYLES -
Paint | Greige



1900 Series: Contemporary
Clean, straight lines uniting form and function.

PHOTO: Cabinets & Beyond Design Studio (San Fransico, CA)

- FINISHES & STYLES -
Textured Laminates | Prairie

BELLMONT

CABINET CO.



1900 Series: Traditional

Classic American style that will stand the test of time.

PHOTO: Savvy Cabinetry By Design (Seattle, WA)

- FINISHES & STYLES -

Paint | Heirloom Lace



1900 Series: Transitional

Combine simplicity and color for a blend of old and new.

PHOTO: Julie Miller Designs (Orinda, CA)

- FINISHES & STYLES -

Paint | White

Paint | Dovetail (Color Select Program)

BELLMONT

CABINET CO.



1900 Series: Traditional
Classic American style that will stand the test of time.

- FINISHES & STYLES -
Red Oak | Bourbon
Paint | White



1900 Series: Contemporary
Clean, straight lines uniting form and function.

- FINISHES & STYLES -
Textured Laminate | Pearl

BELLMONT

CABINET CO.



1900 Series - Contemporary

Clean, straight lines uniting form and function.

PHOTO: Design Depot (Englewood, NJ)

- FINISHES & STYLES -

Textured Laminate | Ash

High-Gloss Laminate | Bianco Gloss

1900 Series: Accessories



Pull-Down Shelf



Base Pull-Out



Blind Corner Pivot Trays



Tall Pull-Out




Wall Corner Lazy Susan


BELLMONT

CABINET CO.


1900 Series: Door Styles



Metro



Madrid



Paris




Stockholm



Seaside



Firma



Fusion



Porta



Modena




Verona



Matisse



Cezanne



Monet



Griffin

BELLMONT

CABINET CO.

1900 Series: Door Styles



Shaker



Pasadena



Piedmont




Coronado



Concord




Chesterfield



Bungalow




Muir



Avalon



Springfield



Sonoma



Whistler

1900 Series: Door Styles



Cottage



Providence




Savannah



Monticello



Lanai




Kahana



Monterey



Highland



Denali



Jefferson



Eames




Avant

1900 Series: Door Styles



Verona



Pisa




Seaside



Terra



Hayden



Morgan



Boston



Briarcliff



Crystal

1900 Series: Paint Finishes

Durable, lasting, earth-friendly satin paint finishes are achieved using an innovative multi-layer application process of primers, pigmented color, and topcoat.

- For best results, paint finish doors are constructed with a choice of all HDF or Maple & HDF wood material. -



White

Powder

Polar

Alabaster

Biscuit



Stucco

Dogwood

Silverplate

Greige

Amazon



Silvermist

Fjord

Aqua

Denim

Olympic



Naval

Pavestone

Pepper

Cityscape

Saguaro



Biscayne

Makena

Moab

1900 Series: Paint Finishes

PAINT WITH GLAZE



White | Nickel



White | Taupe



Biscuit | Mocha



White | Taupe



Biscuit | Taupe



Biscuit | Mocha



Biscuit | Taupe



White | Nickel

1900 Series: Paint Finishes

SOLID COLOR STAINS

Slightly opaque, these heavily pigmented stains coat the material's surface in color and allow the open wood grain to show through. The result is a paint-like finish with a textured surface.

- Available on Red Oak only. -



White



Alabaster



Greige



Pepper



Black



Naval



Silverplate



Pavestone

1900 Series: Alder

Native to the Pacific Northwest, Alder has a fine, smooth, straight grain with random mineral streaks, tight knots, and mild color variations from pale reds to reddish-browns. Alder stains well across our full color spectrum.

- Also available in Rustic Alder, featuring random pin holes, knots, knot holes & grain variation. -

STAINS WITH GLAZE



Praline | Mocha



Sienna | Black



Bourbon | Black



Spice | Black



Folkstone | Black




Thundercloud | Black


1900 Series: Alder Stains




Nordic




Autumn



Praline




Sienna




Sunbleached



Twilight



Peppercorn




Brandy



French Roast




Bistro




Espresso




Lava




Bourbon



Spice



Folkstone



Thundercloud

1900 Series: Cherry Stains

Cherry is an eastern grown hardwood that exhibits a smooth, tight grain, and mild color variations from pale yellows to deep reddish-browns. Fine pin holes, pitch pockets, grain variation, and darkening with age all occur naturally, adding to the beauty of Cherry

STAINS WITH GLAZE



Sienna | Black



Bourbon | Black



Toffee | Black



French Roast | Black



Folkstone | Black



Thundercloud | Black

1900 Series: Cherry Stains

Cherry is an eastern grown hardwood that exhibits a smooth, tight grain, and mild color variations from pale yellows to deep reddish-browns. Fine pin holes, pitch pockets, grain variation, and darkening with age all occur naturally, adding to the beauty of Cherry



Nordic



Natural



Sienna




Bourbon



Sunbleached




Brandy



Toffee



French Roast



Espresso



Java




Folkstone



Thundercloud



Twilight



Bistro

1900 Series: Red Oak Stains

A timeless American classic, Red Oak is known for its coarse texture, predominant contrasting grain patterns, and overall strength and durability. Color variations from pale yellows to reddish-browns are typical and more prominent with light or natural finishes.

STAINS WITH GLAZE



Bourbon | Black



Folkstone | Black



Thundercloud | Black

BELLMONT

CABINET CO.


1900 Series: Red Oak Stains



Nordic



Champagne




Natural



Autumn



Brandy



Java



Sunbleached



Twilight



Thundercloud



Graphite



Onyx



Folkstone



Bourbon

1900 Series: Rift White Oak Stains

An American-grown hardwood, White Oak is light to medium-brown in color. Boards are cut perpendicular to the growth ring, creating a unique, straight grain pattern with light-colored flecks. The fresh, contemporary appearance is ideal for modern or classic door styles.

STAINS WITH GLAZE



Bourbon | Black



Folkstone | Black




Thundercloud | Black


1900 Series: Rift White Oak Stains



Nordic




Champagne



Dune




Natural



Praline



Bourbon



Bistro




Espresso



Sunbleached



Twilight




Folkstone




Thundercloud




Autumn



Java



Graphite



Onyx

1900 Series: Maple Stains

Admired for its consistency, Maple's dense, smooth grain patterns and uniform coloring allow it to take lighter stain colors well. The occasional dark mineral streak and mild color variations add to Maple's character.

STAINS WITH GLAZE



Autumn | Black



Praline | Mocha



Spice | Black

STAINS




Natural




Nordic




Autumn



Java



Praline



Spice

1900 Series: Walnut Stains

Black American Walnut grows in the eastern states, and like Cherry, has been synonymous with fine woodworking for centuries. This rich brown wood has an attractive grain pattern and is prized for its warmth and strength. Walnut will lighten with age and light exposure.

STAINS WITH GLAZE



Natural



Sienna | Black



Bourbon | Black




French Roast | Black


STAINS




Natural




Nordic




Dune



Sienna



Bourbon



Toffee




French Roast

1900 Series: Sapele Stains


A member of the Mahogany family, Sapele is native to central Africa. This dense, strong wood, easily recognized by the well-defined ribbon grain pattern, is golden brown in color and will darken with age.



Natural



Sienna



Bourbon



Java



Brandy



French Roast

1900 Series: High-Gloss Laminate

This lightweight, durable, and chemical resistant plastic is a 'green' product that can be recycled. The surface is treated with a transparent coating cured under UV-light to enhance durability.

PORTA COLLECTION



Bianco Gloss



Argento Gloss




Mocaccino Gloss



Grigio Gloss

1900 Series: Super-Matte Laminate

PORTA COLLECTION



Bianco Matte




Argento Matte



Mocaccino Matte



Grigio Matte



Nero Matte

1900 Series: Textured Laminate

Designed to replicate real organic colors and patterns, thermally structured surfaces (TSS) are bonded to a substrate with heat and pressure using a textured steel plate. The result is a durable tactile surface with greater color uniformity and ease of maintenance compared to natural hardwood.


LEGNO COLLECTION



Glasgow



Weathered



Hadley



Isola



Caldera




Terrino



Grain




Roanoke



Artica




Aspen



Barnside



Driftwood



Prairie



Snowdrift



Dunmor



Frostline

BELLMONT

CABINET CO.

1900 Series: Textured Laminate

LEGNO COLLECTION




Corvo




Beach




Raven




Concrete




Coastal



Ash



Carbon



Pearl

MAESTRO LEGNO COLLECTION




Luce




Olmo




Rialto



Chiaro



Fumato



Marrone



Elegante

1900 Series: Heirloom Laminate

Replicate the look of classic painted cabinetry and old world elegance. These unique paint colors include a subtle dry-brush glaze that results in a finish synonymous with heirloom furniture.



Veil



Lace



Candlelight



Meadow



Shadow

1900 Series: Soft-Touch Laminate

Soft and silky to the touch, with scratch and fingerprint-resistant properties. These durable matte laminates are manufactured using a sophisticated coating process, making them a perfect low-maintenance alternative to real Oak or Walnut veneers.

VELLUTO COLLECTION



Grano



Noce

1900 Series: Villa Laminate

Ideal for accents or complete rooms of cabinetry. Each stain-based color is created with a pigment and glaze combination, allowing the wood grain to show through. Available in three finish levels, each adding a hand-applied detail such as sand-through and distressing.


- Available in Alder & Rustic Alder only. -



Sesame



Caraway



Saffron



Chili Pepper



Licorice



Rosemary



Blue Corn

VERO Series: True Euro Design




Linear Rail Technology

Our sleek and simple integrated rail system provides a slender, unseen channel for easy access to drawers and a clean, crisp appearance. This system allows you to elevate the efficiency of your kitchen without interference from handles or hardware.

Clean Lines

Precision cut frameless cabinets give you straight lines, minimal gaps, and pleasing geometric patterns, providing smooth visual transitions between materials and color palettes. And with so many style options available, you're sure to find the door and finish to suit your personal taste.



Uninterrupted Access

Eliminating handles and hardware helps focus the eye where it belongs — on the stunning door styles and complex finishes. You'll delight in a calm, clutter-free space and appreciate the functionality and convenience of the handle free frameless design.

VERO Series: Room Gallery



VERO Series: Contemporary
Clean, straight lines uniting form and function.

- FINISHES & STYLES -

Textured Laminate | Glasgow



VERO Series: Contemporary
Clean, straight lines uniting form and function.

- FINISHES & STYLES -

Walnut | Natural
Paint | Pepper

VERO Series: Room Gallery



VERO Series: Contemporary
Clean, straight lines uniting form and function.

- FINISHES & STYLES -
Super-Matte Laminate | Bianco Matte
Textured Laminate | Aroma

VERO Series: Accessories



Pull-Down Shelf



Base Pull-Out



Blind Corner Pivot Trays



Tall Pull-Out



Scala Cube Shelf




Wall Corner Lazy Susan


BELLMONT

CABINET CO.

VERO Series: Door Styles



Madrid



Stockholm



Seaside



Terra



Fusion



Porta



Modena




Pisa


VERO Series: Paint Finishes

Durable, lasting, earth-friendly satin paint finishes are achieved using an innovative multi-layer application process of primers, pigmented color, and topcoat.

- For best results, paint finish doors are constructed with a choice of all HDF or Maple & HDF wood material. -




White




Powder




Polar



Alabaster



Biscuit



Stucco



Dogwood



Silverplate



Greige



Amazon



Silvermist



Fjord



Aqua



Denim



Olympic



Naval



Pavestone



Pepper



Cityscape



Saguaro



Biscayne



Makena



Moab

VERO Series: Paint Finishes

PAINT WITH GLAZE



White | Nickel



White | Taupe



Biscuit | Mocha



White | Taupe



Biscuit | Taupe



Biscuit | Mocha



Biscuit | Taupe



White | Nickel

VERO Series: Cherry Stains

Cherry is an eastern grown hardwood that exhibits a smooth, tight grain, and mild color variations from pale yellows to deep reddish-browns. Fine pin holes, pitch pockets, grain variation, and darkening with age all occur naturally, adding to the beauty of Cherry

STAINS WITH GLAZE



Sienna | Black



Bourbon | Black



Toffee | Black



French Roast | Black



Folkstone | Black



Thundercloud | Black

VERO Series: Cherry Stains

Cherry is an eastern grown hardwood that exhibits a smooth, tight grain, and mild color variations from pale yellows to deep reddish-browns. Fine pin holes, pitch pockets, grain variation, and darkening with age all occur naturally, adding to the beauty of Cherry



Nordic



Natural



Sienna




Bourbon



Sunbleached




Brandy



Toffee



French Roast



Espresso



Java




Folkstone



Thundercloud



Twilight



Bistro

VERO Series: Red Oak Stains

A timeless American classic, Red Oak is known for its coarse texture, predominant contrasting grain patterns, and overall strength and durability. Color variations from pale yellows to reddish-browns are typical and more prominent with light or natural finishes.

STAINS WITH GLAZE



Bourbon | Black



Folkstone | Black



Thundercloud | Black

BELLMONT

CABINET CO.

VERO Series: Red Oak Stains



Nordic



Champagne




Natural



Autumn



Brandy



Java




Sunbleached



Twilight



Thundercloud



Graphite



Onyx



Folkstone



Bourbon

VERO Series: Rift White Oak Stains

An American-grown hardwood, White Oak is light to medium-brown in color. Boards are cut perpendicular to the growth ring, creating a unique, straight grain pattern with light-colored flecks. The fresh, contemporary appearance is ideal for modern or classic door styles.

STAINS WITH GLAZE



Bourbon | Black



Folkstone | Black



Thundercloud | Black


BELLMONT

CABINET CO.

VERO Series: Rift White Oak Stains



Nordic




Champagne



Dune




Natural



Praline



Bourbon



Bistro




Espresso



Sunbleached



Twilight




Folkstone




Thundercloud




Autumn



Java



Graphite



Onyx

VERO Series: Walnut Stains

Black American Walnut grows in the eastern states, and like Cherry, has been synonymous with fine woodworking for centuries. This rich brown wood has an attractive grain pattern and is prized for its warmth and strength. Walnut will lighten with age and light exposure.

STAINS WITH GLAZE



Natural



Sienna | Black




Bourbon | Black




French Roast | Black


STAINS




Natural




Nordic




Dune



Sienna



Bourbon



Toffee




French Roast

VERO Series: Sapele Stains


A member of the Mahogany family, Sapele is native to central Africa. This dense, strong wood, easily recognized by the well-defined ribbon grain pattern, is golden brown in color and will darken with age.



Natural



Sienna



Bourbon



Java



Brandy



French Roast

VERO Series: High-Gloss Laminate

This lightweight, durable, and chemical resistant plastic is a 'green' product that can be recycled. The surface is treated with a transparent coating cured under UV-light to enhance durability.

PORTA COLLECTION



Bianco Gloss



Argento Gloss




Mocaccino Gloss




Grigio Gloss

VERO Series: Super-Matte Laminate

PORTA COLLECTION



Bianco Matte



Argento Matte



Mocaccino Matte



Grigio Matte



Nero Matte

VERO Series: Textured Laminate

Designed to replicate real organic colors and patterns, thermally structured surfaces (TSS) are bonded to a substrate with heat and pressure using a textured steel plate. The result is a durable tactile surface with greater color uniformity and ease of maintenance compared to natural hardwood.

LEGNO COLLECTION



Glasgow



Weathered



Hadley



Isola



Caldera




Terrino



Grain




Roanoke



Artica




Aspen




Barnside




Driftwood




Prairie



Snowdrift



Dunmor



Frostline

BELLMONT

CABINET CO.

VERO Series: Textured Laminate

LEGNO COLLECTION




Corvo



Beach



Raven




Concrete



Coastal



Ash



Carbon



Pearl

MAESTRO LEGNO COLLECTION




Luce




Olmo




Rialto



Chiaro



Fumato



Marrone



Elegante

VERO Series: Soft-Touch Laminate

Soft and silky to the touch, with scratch and fingerprint-resistant properties. These durable matte laminates are manufactured using a sophisticated coating process, making them a perfect low-maintenance alternative to real Oak or Walnut veneers.

VELLUTO COLLECTION



Grano



Noce