



THIS IS THE MOMENT.

Swanky - Cocora Valley



TITAN
SURFACES

2026 Resource Guide & Product Line

CHOOSING A CORE

UNDERSTANDING THE DIFFERENCE BETWEEN SPC, HPC, AND WPC CORES.




SPC

Designed for value and dependability.

Benefits:

- Affordable
- Impact-resistant
- Waterproof




- 1 UV LAYER** - Aluminum Oxide UV Coating with Anti-Bacterial Protection
- 2 WEAR LAYER** - Thicker, Stronger Wear Layers for Superior Scratch & Stain Protection
- 3 FILM LAYER** - Natural Wood Decors & Textures
- 4 CORE** - Solid Waterproof Core Provides Extra Dimensional Stability & Indentation Resistance
- 5 ACOUSTICAL PAD** - IXPE for Maximum Comfort & Sound Reduction

HPC

Balance of performance and comfort.

Benefits:

- Balanced density
- Good sound reduction
- Softer underfoot than SPC
- Waterproof




- 1 UV LAYER** - Aluminum Oxide UV Coating with Anti-Bacterial Protection
- 2 WEAR LAYER** - Thicker, Stronger Wear Layers for Superior Scratch & Stain Protection
- 3 FILM LAYER** - Natural Wood Decors & Textures
- 4 CORE** - Hybrid Light Weight Waterproof Core for Indentation Resistance, Extra Cushion, Warmth and Sound Deadening
- 5 PVC MOISTURE BARRIER** - Added Layer of Moisture Protection
- 6 ACOUSTICAL PAD** - IXPE for Maximum Comfort & Sound Reduction

WPC

The ultimate comfort and reliability.

Benefits:

- Best sound reduction
- Foamed core provides cushioning and enhanced strength
- Most warmth and softness underfoot
- Forgiving of imperfect subfloors
- Easiest transportation and installation
- Most realistic textures
- Waterproof



- 1 UV LAYER** - Aluminum Oxide UV Coating with Anti-Bacterial Protection
- 2 WEAR LAYER** - Thicker, Stronger Wear Layers for Superior Scratch & Stain Protection
- 3 FILM LAYER** - Natural Wood Decors & Textures
- 4 VINYL LAYER** - 100% Virgin for Reliable Dimensional Stability
- 5 CORE** - Foamed Waterproof Core Provides Extra Cushion, Warmth & Sound Deadening
- 6 ACOUSTICAL PAD** - IXPE for Maximum Comfort & Sound Reduction

WHY CUSTOMERS CHOOSE WPC

WPC delivers the highest customer satisfaction across all core types thanks to its unmatched **comfort, stability, and everyday performance.**



Swanky - St Croix



TITAN
SURFACES

866.735.6570 | titansurfaces.com


WPC




STAIR TREADS & TRIMS AVAILABLE!

Tigris


COLOSSAL TW06V




6001 Archillia




6002 Augustus



6003 Maximus



6004 Murmillio



6005 Spartacus



6006 Tigris



6007 Atlas




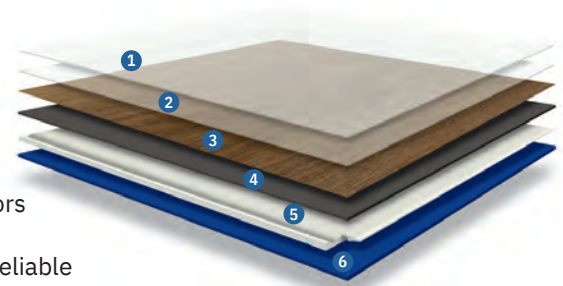
6008 Oceanus

SPECIFICATIONS

CONSTRUCTION: **WPC**
 SIZE: **9" X 71"**
 TOTAL THICKNESS: **12mm**
 WEAR LAYER: **30 mil**
 ATTACHED PAD: **1.5mm IXPE**
 BEVEL TYPE: **Painted Bevel**
 EMBOSS TYPE: **Embossed In Register Hi Definition Wood Grain**

INSTALLATION: **Floating / Uniclic®**
 SQ FT / CARTON: **17.67**
 CARTONS / PALLET: **48**
 SQ FT / PALLET: **848.17**

- UV LAYER** - Aluminum Oxide UV Coating with Anti-Bacterial Protection
- WEAR LAYER** - Thicker, Stronger Wear Layers for Superior Scratch & Stain Protection
- FILM LAYER** - Natural Wood Decors & Textures
- VINYL LAYER** - 100% Virgin for Reliable Dimensional Stability
- CORE** - Foamed Waterproof Core Provides Extra Cushion, Warmth & Sound Deadening
- ACOUSTICAL PAD** - IXPE for Maximum Comfort & Sound Reduction



titansurfaces.com

WHERE WARMTH BEGINS

Create a home that's ready for every season with floors built for **comfort and connection.**



Colossal - Maximus



TITAN
SURFACES

866.735.6570 | titansurfaces.com

THE TITAN ADVANTAGE

WITH A PREMIUM IXPE PAD AND THE UNICLIC LOCKING SYSTEM, TITAN SURFACES FLOORS OFFER ENHANCED COMFORT, STRONG SEAM INTEGRITY, AND A SMOOTH, RELIABLE INSTALL.



PREMIUM IXPE PAD

Our blue premium IXPE underlayment adds **quiet comfort** and **reliable protection** beneath every Titan Surfaces floor. Its high-performance, closed-cell foam **enhances acoustics**, **resists moisture**, and **delivers long-lasting cushioning** that supports everyday living.

Benefits:

- Superior sound absorption for a quieter home
- Closed-cell waterproof protection
- Comfortable, cushioned underfoot feel
- Mold, mildew, and bacteria resistance
- Durable foam that maintains performance over time



Sound Reduction



Waterproof

UNICLIC® LOCKING SYSTEM

The Uniclic® locking system is **the original locking system**, with proven **reliability** and **performance**. Engineered for precision and ease, it **speeds up installation**, **minimizes errors**, and **ensures long-term stability** across all Titan Surfaces WPC, HPC, and SPC floors.

Benefits:

- Tight, dependable seams that resist separation
- Fast, easy installation for pros and DIY users
- Enhanced structural stability throughout the floor
- Reduced risk of gapping or misalignment
- Consistent, reliable performance in every space



Floating Installation

STANDARD ACROSS ALL TITAN SURFACES WPC, HPC, AND SPC FLOORING.



TRIMS AVAILABLE!

Coral Bay




SWANKY TW12V



1201 Scottsdale




1202 Coral Bay




1203 St Croix



1204 Mojito Hill



1205 San Domenico





1206 Cocora Valley

SPECIFICATIONS

CONSTRUCTION: **WPC**
 SIZE: **7" X 60"**
 TOTAL THICKNESS: **10mm**
 WEAR LAYER: **28 mil**
 ATTACHED PAD: **1.5mm IXPE**
 BEVEL TYPE: **Painted Bevel**
 EMBOSS TYPE: **Embossed in Register Hi Definition Wood Grain**

INSTALLATION: **Floating / Uniclic®**
 SQ FT / CARTON: **17.72**
 CARTONS / PALLET: **75**
 SQ FT / PALLET: **1328.75**

- 1 **UV LAYER** - Aluminum Oxide UV Coating with Anti-Bacterial Protection
- 2 **WEAR LAYER** - Thicker, Stronger Wear Layers for Superior Scratch & Stain Protection
- 3 **FILM LAYER** - Natural Wood Decors & Textures
- 4 **VINYL LAYER** - 100% Virgin for Reliable Dimensional Stability
- 5 **CORE** - Foamed Waterproof Core Provides Extra Cushion, Warmth & Sound Deadening
- 6 **ACOUSTICAL PAD** - IXPE for Maximum Comfort & Sound Reduction



RETRO STYLE. ENDURING STRENGTH.

Flooring that feels both familiar and fresh, blending nostalgia with dependable comfort.



Retro Plank - Golden Oak




866.735.6570 | titansurfaces.com




TRIMS AVAILABLE!

Common White Oak


RETRO PLANK TW09V




9001 Golden Oak




9002 Common White Oak




9003 Provincial Oak



9004 Red Oak Natural



9005 Mill Run Hickory





9006 Antique Heart Pine

SPECIFICATIONS

CONSTRUCTION: **WPC**
 SIZE: **5" X 60"**
 TOTAL THICKNESS: **6.5mm**
 WEAR LAYER: **20 mil**
 ATTACHED PAD: **1mm IXPE**
 BEVEL TYPE: **Micro Bevel**
 EMBOSS TYPE: **Standard Wood Grain**
 INSTALLATION: **Floating / Uniclic®**
 SQ FT / CARTON: **32.81**
 CARTONS / PALLET: **40**
 SQ FT / PALLET: **1312.36**

- 1 **UV LAYER** - Aluminum Oxide UV Coating with Anti-Bacterial Protection
- 2 **WEAR LAYER** - Thicker, Stronger Wear Layers for Superior Scratch & Stain Protection
- 3 **FILM LAYER** - Natural Wood Decors & Textures
- 4 **VINYL LAYER** - 100% Virgin for Reliable Dimensional Stability
- 5 **CORE** - Foamed Waterproof Core Provides Extra Cushion, Warmth & Sound Deadening
- 6 **ACOUSTICAL PAD** - IXPE for Maximum Comfort & Sound Reduction



WPC



TRIMS AVAILABLE!

Sandalwood Koa

ESSENTIALS TW05V



5001 Caribbean Beech



5002 Charleston Pine



5003 Natural Pecan




5004 Tropical Walnut



5005 Tuscan Ash



5006 Yellowstone Oak



5007 Sandalwood Koa



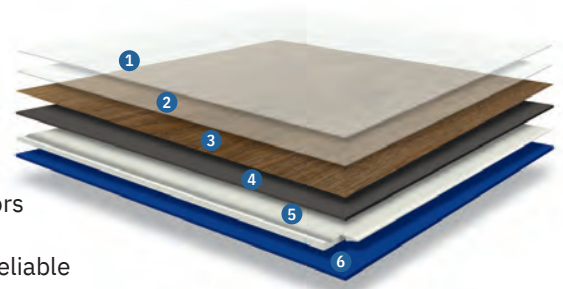
5008 Frisco Oak

SPECIFICATIONS

CONSTRUCTION: **WPC**
 SIZE: **9" X 60"**
 TOTAL THICKNESS: **8mm**
 WEAR LAYER: **22 mil**
 ATTACHED PAD: **1.5mm IXPE**
 BEVEL TYPE: **Painted Bevel**
 EMBOSS TYPE: **Embossed In Register Hi Definition Wood Grain**

INSTALLATION: **Floating / Uniclic®**
 SQ FT / CARTON: **29.92**
 CARTONS / PALLET: **32**
 SQ FT / PALLET: **957.49**

- UV LAYER** - Aluminum Oxide UV Coating with Anti-Bacterial Protection
- WEAR LAYER** - Thicker, Stronger Wear Layers for Superior Scratch & Stain Protection
- FILM LAYER** - Natural Wood Decors & Textures
- VINYL LAYER** - 100% Virgin for Reliable Dimensional Stability
- CORE** - Foamed Waterproof Core Provides Extra Cushion, Warmth & Sound Deadening
- ACOUSTICAL PAD** - IXPE for Maximum Comfort & Sound Reduction



titan-surfaces.com



TRIMS AVAILABLE!

Sao Paulo




EPIC TW04V



4001 Broughton Street



4002 Copper Ridge




4003 Park Place



4004 Rio Grande



4005 Sunset Cruise



4006 Victoria Falls



4007 Sao Paulo


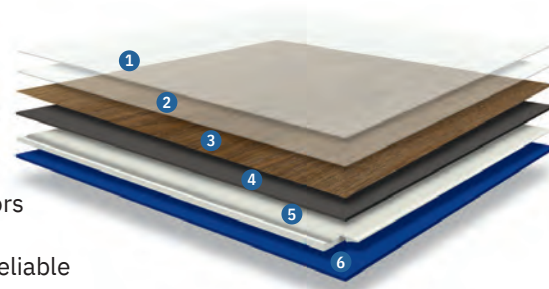


4008 Salvador

SPECIFICATIONS

CONSTRUCTION: **WPC**
 SIZE: **7" X 60"**
 TOTAL THICKNESS: **8mm**
 WEAR LAYER: **20 mil**
 ATTACHED PAD: **1.5mm IXPE**
 BEVEL TYPE: **Painted Bevel**
 INSTALLATION: **Floating / Uniclic®**
 SQ FT / CARTON: **23.62**
 CARTONS / PALLET: **70**
 SQ FT / PALLET: **1653.4**

- 1 **UV LAYER** - Aluminum Oxide UV Coating with Anti-Bacterial Protection
- 2 **WEAR LAYER** - Thicker, Stronger Wear Layers for Superior Scratch & Stain Protection
- 3 **FILM LAYER** - Natural Wood Decors & Textures
- 4 **VINYL LAYER** - 100% Virgin for Reliable Dimensional Stability
- 5 **CORE** - Foamed Waterproof Core Provides Extra Cushion, Warmth & Sound Deadening
- 6 **ACOUSTICAL PAD** - IXPE for Maximum Comfort & Sound Reduction




HPC




STAIR TREADS & TRIMS AVAILABLE!

Desert Willow


GENESIS TS07V



7003 Restoration Pine




7004 Vintage Maple




7005 Farmhouse Hickory



7006 Spalted Maple




7009 Bedford Oak



7010 Monterey Pine



7011 Desert Willow





7012 Texas Ash

SPECIFICATIONS

CONSTRUCTION: **HPC**
 SIZE: **7" X 60"**
 TOTAL THICKNESS: **10mm**
 WEAR LAYER: **22 mil**
 ATTACHED PAD: **1.5mm IXPE**
 BEVEL TYPE: **Artisan Edge™
 Pressed Bevel**
 EMOSS TYPE: **Embossed In Register
 Hi Definition Wood Grain**
 INSTALLATION: **Floating / Uniclic®**
 SQ FT / CARTON: **17.71**
 CARTONS / PALLET: **55**
 SQ FT / PALLET: **974.05**

- 1 **UV LAYER** - Aluminum Oxide UV Coating with Anti-Bacterial Protection
- 2 **WEAR LAYER** - Thicker, Stronger Wear Layers for Superior Scratch & Stain Protection
- 3 **FILM LAYER** - Natural Wood Decors & Textures
- 4 **CORE** - Hybrid Light Weight Waterproof Core for Indentation Resistance, Extra Cushion, Warmth and Sound Deadening
- 5 **PVC MOISTURE BARRIER** - Added Layer of Moisture Protection
- 6 **ACOUSTICAL PAD** - IXPE for Maximum Comfort & Sound Reduction



titan-surfaces.com

A close-up photograph of wood-grain laminate flooring. The image shows several planks with a natural wood grain pattern in shades of light brown and tan. A prominent feature is a beveled edge on one of the planks, which is highlighted by the lighting. The background is a dark, solid color, likely black or dark grey, which makes the white text stand out.

GENESIS

featuring **ARTISAN EDGE™**

ARTISAN EDGE™

A pressed bevel that has the appearance of a handcrafted hardwood flooring edge.



TRIMS AVAILABLE!

Classic Oak



TRADITIONS TS03V



3001 Character Maple

3002 Coastal Pine

3003 Heritage Birch

3004 Low Country Oak

3005 Small Leaf Acacia

3006 Southern Red Oak

3007 American Chestnut

3008 Classic Oak

3009 Sienna Cypress



3010 Boardwalk Pine

SPECIFICATIONS

CONSTRUCTION: **Solid Polymer Core**
 SIZE: **7" X 48"**
 TOTAL THICKNESS: **5mm**
 WEAR LAYER: **22 mil**
 ATTACHED PAD: **1mm IXPE**
 BEVEL TYPE: **Painted Bevel**
 EMOSS TYPE: **Embossed In Register Hi Definition Wood Grain**

INSTALLATION: **Floating / Uniclic®**
 SQ FT / CARTON: **23.64**
 CARTONS / PALLET: **50**
 SQ FT / PALLET: **1182**

- 1 **UV LAYER** - Aluminum Oxide UV Coating with Anti-Bacterial Protection
- 2 **WEAR LAYER** - Thicker, Stronger Wear Layers for Superior Scratch & Stain Protection
- 3 **FILM LAYER** - Natural Wood Decors & Textures
- 4 **CORE** - Solid Waterproof Core Provides Extra Dimensional Stability & Indentation Resistance
- 5 **ACOUSTICAL PAD** - IXPE for Maximum Comfort & Sound Reduction






TRIMS AVAILABLE!


Shenandoah




SIMPLICITY TS02V



2001 Asheville



2002 Moonlight



2003 Mountain Scapes



2004 Oasis



2005 Roasted Pine





2006 Shenandoah

SPECIFICATIONS

CONSTRUCTION: **Solid Polymer Core**
 SIZE: **7" X 48"**
 TOTAL THICKNESS: **4.5mm**
 WEAR LAYER: **12 mil**
 ATTACHED PAD: **1mm IXPE**
 BEVEL TYPE: **Micro Bevel**
 INSTALLATION: **Floating / Uniclic®**
 SQ FT / CARTON: **23.64**
 CARTONS / PALLET: **60**
 SQ FT / PALLET: **1418.26**

- 1 **UV LAYER** - Aluminum Oxide UV Coating with Anti-Bacterial Protection
- 2 **WEAR LAYER** - Thicker, Stronger Wear Layers for Superior Scratch & Stain Protection
- 3 **FILM LAYER** - Natural Wood Decors & Textures
- 4 **CORE** - Solid Waterproof Core Provides Extra Dimensional Stability & Indentation Resistance
- 5 **ACOUSTICAL PAD** - IXPE for Maximum Comfort & Sound Reduction




DRYBACK




Milan


REVIVAL TG11V



1101 Milan



1102 Verona




1103 Florence



1104 Venice



1105 Naples




1106 Turin

SPECIFICATIONS

CONSTRUCTION: **DRYBACK**
 SIZE: **7" X 48"**
 TOTAL THICKNESS: **2.5mm**
 WEAR LAYER: **20 mil**
 BEVEL TYPE: **Micro Bevel**
 EMOSS TYPE: **Standard Wood Grain**
 INSTALLATION: **Glue Down**
 SQ FT / CARTON: **37.33**
 CARTONS / PALLET: **55**
 SQ FT / PALLET: **2053.37**

- 1 **UV LAYER** - Aluminum Oxide UV Coating with Anti-Bacterial Protection
- 2 **WEAR LAYER** - Thicker, Stronger Wear Layers for Superior Scratch & Stain Protection
- 3 **FILM LAYER** - Natural Wood Decors & Textures
- 4 **VINYL LAYER** - 100% Virgin for Reliable Dimensional Stability




titansurfaces.com




Honey Mesquite


LEGACY GROVE TL08




8001 Texana Hickory




8002 Big Tooth Aspen




8003 Live Oak




8004 Cape Holly




8005 Honey Mesquite



8006 Morado



8007 Monterey Cypress





8008 Marblewood

SPECIFICATIONS

| | |
|-------------------|-----------------------------|
| CONSTRUCTION: | Laminate |
| SIZE: | 7.68" X 59.65" |
| TOTAL THICKNESS: | 12mm |
| WEAR LAYER: | AC4 |
| ATTACHED PAD: | 2mm IXPE |
| BEVEL TYPE: | Painted |
| EMBOSS TYPE: | Embossed In Register |
| INSTALLATION: | Floating / Uniclic® |
| SQ FT / CARTON: | 19.08 |
| CARTONS / PALLET: | 55 |
| SQ FT / PALLET: | 1049.40 |

- 1 **AC OVERLAY** - Scratch & Stain-Resistant Wear Layer
- 2 **DECOR LAYER** - Natural Wood Decors & Textures
- 3 **DENT-RESISTANT COMPOSITE WOOD HDF CORE** - Higher Density & More Water Resistant Than Regular Laminate with Wax Sealant for Water Resistance
- 4 **BALANCING LAYER** - Added Layer of Structural Support & Moisture Barrier
- 5 **ACOUSTICAL PAD** - IXPE for Maximum Comfort & Sound Reduction



COORDINATING MOLDINGS

COLOR MATCHED TRIM PIECES AVAILABLE – WE'VE TAKEN THE GUESS WORK OUT OF TRIM WORK!



Slim-trim



Endcap



Flush Stairnose



Stair Tread



TRIM COORDINATION

WHY IT MATTERS

A seamless floor depends on more than just the planks.

All trims and planks are made with the same decorative film, but pattern variation means not every plank will match a trim piece. The right match is always in the carton — it just requires planning.

MATCHES



NOT A MATCH



NOT A MATCH



BEST PRACTICES FOR INSTALLERS

- **Review before you start.** Compare trims with multiple planks.
- **Select the match.** Set aside planks that align closely with each trim.
- **Install with care.** Using matched planks next to trims ensures a flawless look.

THE RIGHT MATCH IS ALWAYS IN THE CARTON

- **Consumers:** Your floor and trims do match - coordination is key.
- **Installers:** Proper planning is your responsibility.
- **Dealers:** Sharing this practice prevents callbacks and dissatisfaction.



866.735.6570 | titansurfaces.com

SLIM TRIM


Includes Shim & Track

ENDCAP

Includes Track

FLUSH STAIRNOSE

THESE THREE TRIMS AVAILABLE IN 94.49" LENGTHS!




Transition between floors of equal or variable heights & doorways.



Transition from floors to higher surfaces like doors, thicker flooring.





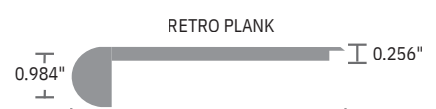
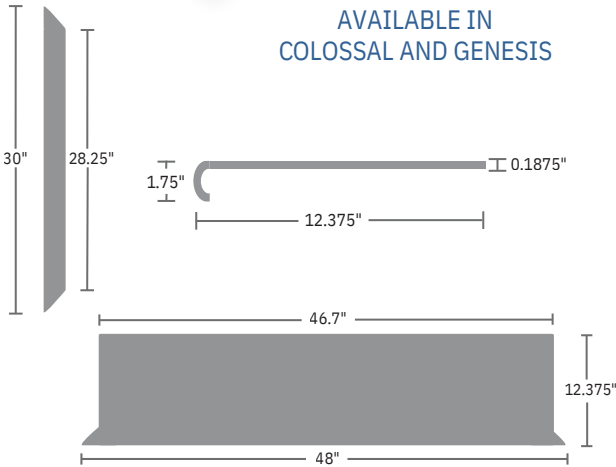
Create a smooth seamless finish on the edges of stairs.



STAIR TREAD WITH RETURNS



**AVAILABLE IN
COLOSSAL AND GENESIS**



LOAD SPECIFICATIONS

| LAMINATE | | | | | LUXURY VINYL PLANK | | | | | | | | | | |
|--------------|------------------------|--------|--------|-----------|------------------------|--------|--------|-----------|---------|------------------------|--------|-----------|------------------------|--------|-----------|
| PRODUCT | MAX PIECES PER 3" TUBE | | | | MAX PIECES PER 6" TUBE | | | | PRODUCT | MAX PIECES PER 3" TUBE | | | MAX PIECES PER 6" TUBE | | |
| | REDUCER | T-MOLD | ENDCAP | STAIRNOSE | REDUCER | T-MOLD | ENDCAP | STAIRNOSE | | SLIM TRIM | ENDCAP | STAIRNOSE | SLIM TRIM | ENDCAP | STAIRNOSE |
| LEGACY GROVE | 5 | 6 | 5 | N/A | 20 | 25 | 20 | 6 | ALL LVP | 7 | 7 | N/A | 32 | 30 | 6 |

COORDINATING MOLDINGS - LAMINATE

REDUCER

Includes Shim & Track

T-MOLDING

Includes Shim & Track

ENDCAP

Includes Shim & Track

FLUSH STAIRNOSE

THESE FOUR TRIMS AVAILABLE IN 94.49" LENGTHS!



Transition between floors of different heights & doorways.



Transition between floors of equal heights & doorways.



Transition from floors to higher surfaces like doors, thicker flooring.



Create a smooth seamless finish on the edges of stairs.



TITAN SURFACES PRODUCT PACKAGING DETAILS

| NAME / STYLE # | COLOSSAL / TW06 | EPIC / TW04 | ESSENTIALS / TW05 | GENESIS / TS07 | LEGACY GROVE / TL08 |
|-------------------|--------------------------------|--------------------------------|--------------------------------|--------------------------------|--------------------------|
| ACTUAL PLANK SIZE | 8.98" x 70.87" | 7.09" x 60" | 8.98" x 60" | 7" x 60" | 7.68" x 59.65" |
| PLANKS / CARTON | 4 | 8 | 8 | 8 | 6 |
| SQ FT / CARTON | 17.67 | 23.62 | 29.92 | 17.71 | 19.08 |
| LBS / CARTON | 45 | 37.25 | 48.95 | 54 | 36 |
| CARTONS / PALLET | 48 | 70 | 32 | 55 | 55 |
| SQ FT / PALLET | 848.17 | 1653.4 | 957.49 | 974.05 | 1049.4 |
| LBS / PALLET | 2225 | 2825 | 1691 | 3021 | 2111 |
| CARTON DIMENSIONS | 9.5"W x 72" L x 2" H | 7.6" W x 60.7" L x 2.7" H | 9.5" W x 60.7" L x 2.7" H | 7.6" W x 60.7" L x 2.7" H | 8.5" W x 60.25" L x 3" H |
| PALLET DIMENSIONS | 38.58" W x 72.05" L x 30.32" H | 38.58" W x 61.02" L x 45.28" H | 38.58" W x 61.02" L x 27.36" H | 38.58" W x 61.02" L x 45.28" H | 44" W x 61" L x 38" H |

| NAME / STYLE # | RETRO PLANK / TW09 | REVIVAL / TG11 | SIMPLICITY / TS02 | SWANKY / TW12 | TRADITIONS / TS03 |
|-------------------|-------------------------|------------------------------|--------------------------------|-------------------------------|--------------------------------|
| ACTUAL PLANK SIZE | 5" x 60" | 7" x 48" | 7.09" x 48.03" | 7.09" x 59.96" | 7.09" x 48.03" |
| PLANKS / CARTON | 16 | 16 | 10 | 6 | 10 |
| SQ FT / CARTON | 32.81 | 37.33 | 23.64 | 17.72 | 23.64 |
| LBS / CARTON | 51 | 37.69 | 36.3 | 37.48 | 39.65 |
| CARTONS / PALLET | 40 | 55 | 60 | 75 | 50 |
| SQ FT / PALLET | 1312.36 | 2053.37 | 1418.26 | 1328.75 | 1182 |
| LBS / PALLET | 2092 | 2073 | 2217 | 2811 | 2091 |
| CARTON DIMENSIONS | 8.5" W x 62.5" L x 3" H | 7" W x 48" L x 3" H | 7.6" W x 48.8" L x 2" H | 7" W x 60" L x 4" H | 7.6" W x 48.8" L x 2" H |
| PALLET DIMENSIONS | 44" W x 62" L x 38" H | 37.4" W x 49.22" L x 25.6" H | 39.37" W x 49.21" L x 28.74" H | 38.98" W x 61.02" L x 43.3" H | 39.37" W x 49.21" L x 27.17" H |



16 SLOT DISPLAY
55" W x 65" H x 22" D



8 SLOT DISPLAY
27.5" W x 65" H x 21.5" D



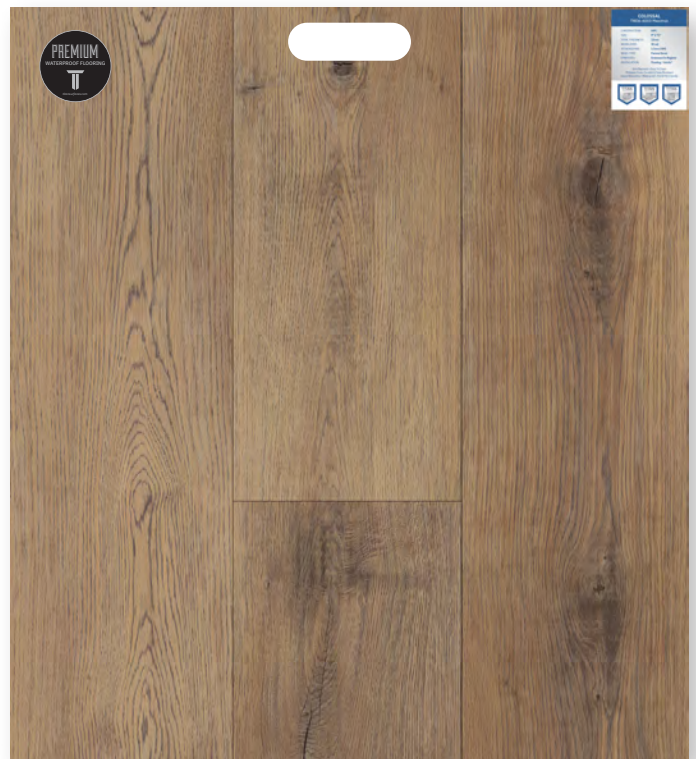
8 SLOT GENESIS DISPLAY
27.5" W x 65" H x 21.5" D



MASTER DISPLAY
85.63" W x 85.43" H x 29.53" D





8 SLOT LEGACY GROVE DISPLAY
27.5" W x 65" H x 21.5" D



DISPLAY BOARDS

Size varies by plank width - 21" W x 30" H and 27" W x 30" H



STRAP SETS

Size varies by plank width
 7" W x 12" H and 9" W x 15" H



BUILDER BOARDS

Size varies by plank width - 21" W x 30" H and 27" W x 30" H

TRIM CHAIN SET
 5.875" W x 12.25" H



**SOPHISTICATED STYLE WITH
EVERYDAY STRENGTH.**

Swanky - Mojito Hill

TEAM T TITAN

Contact Team Titan to learn more about our product line.

info@titansurfaces.com or orders@titansurfaces.com

866.735.6570 | titansurfaces.com