

CUSTOM 1 WOOD

P R O D U C T S



OVERLAYS



Overlays

Freedom in the Frame

Cabinet doors, wood species, and color impact cabinet styling; but the overlay is often the uncelebrated detail that defines the look of the room.

We are all familiar with Standard Overlay. It offers the opportunity to enjoy all the benefits of custom, gang built, cabinetry in a cost-effective manner.

You may prefer the sleek styling of Full Overlay, with minimum reveals on the face frame. Full Overlay provides a modern look along with the design freedom that comes from a framed cabinet. The frame is the secret to complete customization and multi-directional access not possible with frameless cabinetry. Gang construction, along with totally custom sizing, provides your space balance and allows for fast and easy installation.

Unique to Custom Wood Products, Marginal Overlay provides a clean look similar to Full Overlay. This very popular style has the advantages of casing and base molding clearances as well as the incorporation of any of our decorative corner treatment options.

Custom Wood Products also offers a variety of Inset options with subtle detailing that provide even more unique looks for your space. Inset cabinetry celebrates the face frame with a clean and perfect finish surpassed by no other. Because we gang build our cabinetry, each cabinet seamlessly shares the frame, resulting in multiple cabinets built as one. Since custom is our craft, all the openings can be entirely equal or perfectly asymmetrical. The choice is yours.

Contemporaries and traditionalists alike, climb aboard and discover your design freedom.

Standard Overlay

Provides the traditional framed cabinet appearance with wider reveals between doors and drawers.



Door/Drawer Overlay

- 1/2" overlay on sides
- 3/8" overlay on tops and bottoms

Hinge options

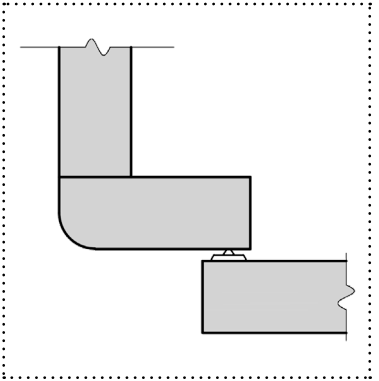
- CLIP top and COMPACT BLUMOTION
- Demountable (exposed)
- Knife (semi-concealed)

Slide options

- TANDEM BLUMOTION
- KV side mount

Drawer construction options

- Integrated face with French Dovetail
- 4-sided English Dovetail



1 1/2" reveal

1" reveal

7/8" reveal

1 5/8" reveal

1 1/4" reveal

7/8" reveal

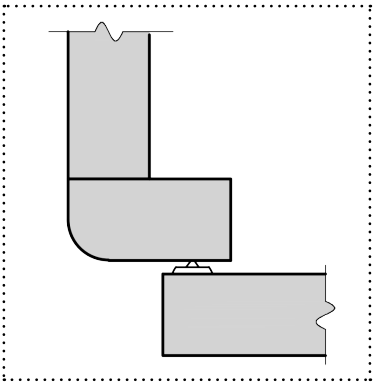


Marginal Overlay

A blend between Standard and Full Overlay, Marginal has a clean appearance with 1/4" reveals between doors and drawers while leaving enough exposure for an outside edge profile treatment on finished ends and scribing on wall ends.



- Includes
- Doors to cover when light rails are ordered
- Door/Drawer Overlay
- 5/8" overlay on sides
 - 7/8" overlay on tops and bottoms
- Hinge options
- CLIP top BLUMOTION
- Slide options
- TANDEM BLUMOTION
 - KV side mount
- Drawer construction options
- Integrated face with French Dovetail
 - 4-sided English Dovetail



7/8" reveal

1/4" reveal

3/8" reveal

5/8" reveal

1/4" reveal

3/8" reveal

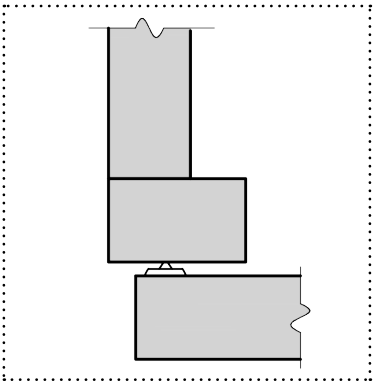


Full Overlay

Offers a clean look with minimal frame exposure; 1/4" reveals between doors and drawers. When needed, cabinet stiles are wider to accommodate matching overlay stiles. These overlay stiles maintain clean lines at walls and other desired locations.



- Includes
- Doors to cover when light rails are ordered
 - Square Cabinet corner treatment ONLY
 - Matching overlay stiles
- Door/Drawer Overlay
- 1" overlay on sides
 - 7/8" overlay on tops and bottoms
- Hinge options
- COMPACT BLUMOTION
- Slide options
- TANDEM BLUMOTION
 - KV side mount
- Drawer construction options
- Integrated face with French Dovetail
 - 4-sided English Dovetail



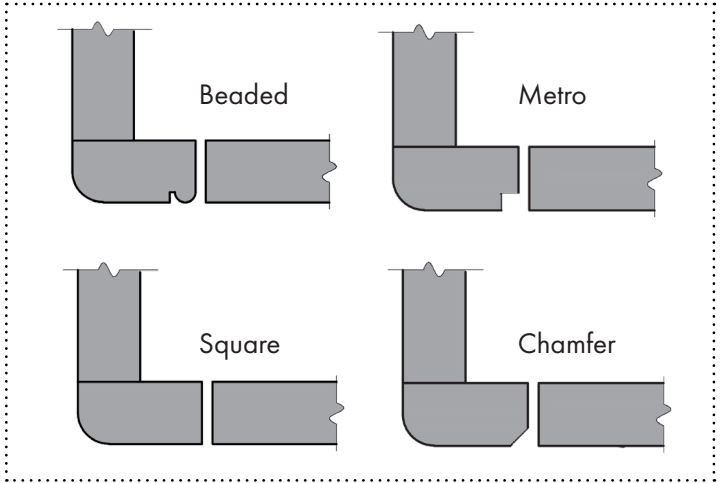
Full Inset

Combined with our gang construction, Full Inset, is the best looking inset cabinet in the industry. Gang construction allows the consistent 1 1/2" frame to shine, eliminating unsightly seams or breaks. Offered in four frame profiles, Beaded, Square, Metro and Chamfer.



- Includes
- 13" deep wall, shallow tall, and shallow base cabinets
 - 4" Flush finished returns in appliance openings
- Door/Drawer spacing
- 3/32" between frame and door/drawer
 - 1/8" between butt doors
- Hinge options
- CLIP top BLUMOTION
 - Barrel
- Slide options
- TANDEM BLUMOTION
- Drawer construction
- 4-sided English Dovetail

*The backs of door & drawer faces are flush with the back of the face frame.



1 1/2" reveal

1 1/2" reveal

1 1/4" reveal

1 1/2" reveal

1 1/2" reveal

3/32" gap

1 1/4" reveal

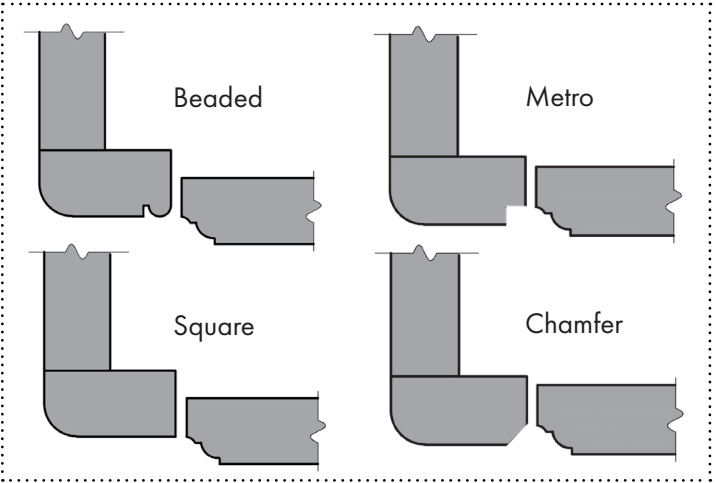


Partial Inset

Like Full Inset, Partial Inset is offered in Beaded, Square, Metro & Chamfer frame styles. The door and drawer faces are held proud of the face frame allowing the edge of the chosen door and drawer profile to align with the face frame, resulting in a “pillow” effect that can be both traditional and modern.



- Includes
- 13” deep wall, shallow tall, and shallow base cabinets
 - 4” flush finished returns in appliance openings
- Door/Drawer spacing
- $\frac{3}{32}$ ” between frame and door/drawer
 - $\frac{1}{8}$ ” between butt doors
- Hinge options
- CLIP top BLUMOTION
- Slide options
- TANDEM BLUMOTION
- Drawer construction
- 4-sided English Dovetail



*The profile break on the face frame aligns with the profile breaks on the door and drawer faces.

*Reveals are the same as Full Inset

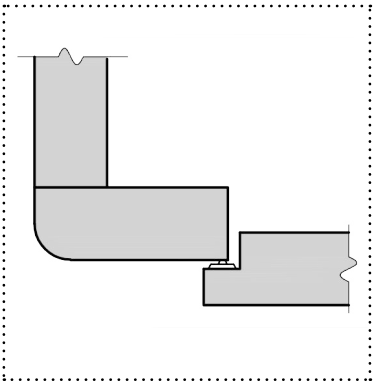


3/8" Inset Overlay

Door and drawer faces are inset 3/8" and lip over the cabinet face, leaving much of the frame exposed. The result is a thinner looking door and drawer face.



- Door/Drawer Overlay
- 1/4" overlay on sides
 - 1/4" overlay on tops and bottoms
- Hinges
- Demountable
 - Knife
- Slides
- TANDEM BLUMOTION
- Drawer construction
- 4-sided English Dovetail



1 3/4" reveal

1 1/2" reveal

1" reveal

1 3/4" reveal

1 1/2" reveal

1" reveal



CUSTOM WOOD®

P R O D U C T S

HANDCRAFTED IN KANSAS
SINCE 1981

415 E Bertrand Ave
St. Marys, KS 66536
800-477-3130
www.cwponline.com

