



R.D. HENRY & CO.

ESTD 1981 We make cabinets. You add life.

SELECTION GUIDE

DOOR STYLES, FINISHES, ACCESSORIES & MORE

RDHENRY.COM

TABLE OF CONTENTS

	PAGE
FINISH OPTIONS	3
Artisan Stains	4
Artisan Paints	11
Packaged Finishes	12
Custom Paint Match	15
Glaze Options and Techniques	16
Aging Techniques	17
DOOR STYLE CATEGORIES, INDEX	18
Flat Panel	18
Beadboard Panel	21
Classic Raised Panel	22
Beaded Raised Panel	23
Mitered	24
Applied Molding	25
Veneer Slab	27
1-Piece Craftwood	28
POSTS/LEGS & BUNN FEET	29
CORBELS	30
DRAWER BOX OPTIONS	31
STORAGE SOLUTIONS	32-33
ACCESSORIES/EMBELLISHMENTS	34-35

Cover Image photo courtesy of **CABINET GENIES** in Cape Coral, FL
 Perimeter Finish **CUSTOM PAINT MATCH (SW-7006 EXTRA WHITE)**
 Wood Species **CRAFTWOOD** Door Style **1-PIECE MODESTO MISSION**
 Island Finish **BARK** Wood Species **BEECH** Door Style **MODESTO MISSION**



Photo courtesy of **CLASSIC CABINETS BY DESIGN** in Louisville, CO
 Finish **BARK** Wood Species **ALDER** Door Style **BRIGHTON**

FINISH OPTIONS



ARTISAN STAINS

A palette that addresses the growing trends of grey-based colors, dark rich browns, mid-tone browns and the movement to lighter wood finishes, giving the clarity and substance of fine furniture [PAGE 4-10](#)



ARTISAN PAINTS

The paint color palette is nature inspired with colors that are clear, livable, elegant and durable, making them the hallmark of our beautiful finishes [PAGE 11](#)



PACKAGED FINISHES

Designed for an entire kitchen or an accent piece as a focal point. These finishes allow a dimension of artistic styling that bring a sense of individuality and personalization [PAGE 12-14](#)

ADDITIONAL FINISH PRODUCTS AND ENHANCEMENTS



CUSTOM PAINT MATCH

Match a solid finish from well-known paint manufacturers, such as Sherwin-Williams, Ralph Lauren, Benjamin Moore, Behr and more [PAGE 15](#)



GLAZE OPTIONS AND TECHNIQUES

Highlight finishes with one of our four (4) glazes and our two (2) techniques of application, either a hand-wiped or a hand-brushed option [PAGE 16](#)



AGING TECHNIQUES

Handmade artistic processes to accentuate finishes even more. Add character to any finish with one of our ten (10) available distressing options [PAGE 17](#)



ARTISAN STAINS

ALDER

Reddish-brown to pale yellow wood with soft straight grain, even texture and a subtle figure. Alder mellows with age and exposure to light.

KNOTTY ALDER

Random distribution of knots which will be partially filled with resin as a means of securing the knot.



SWEET MIST



WHITE WASH



CARAMEL APPLE



BUTTER PECAN




FAWN



PACIFIC COAST



NATURAL



SPICED CIDER



PECAN



1/2 FRUITWOOD



FRUITWOOD



VERMONT



SIENNA



NUTMEG



CANYON SUNSET



CINNAMON



FLATIRON




LONDON FOG




EARLY AUTUMN



CAFE



CALICO




MOCHA



BARK




SORGHUM



RIVER ROCK




FRENCH PRESS



ESPRESSO BEAN



ARTISAN STAINS



SWEET MIST



BUTTER PECAN



COUNTRY ROAD



FAWN



NATURAL



PECAN



FRUITWOOD



1/2 FRUITWOOD



SIENNA



NUTMEG



CINNAMON



EARLY AUTUMN



SPICED CIDER



CAFE




LONDON FOG



BARK



WILLAMETTE



MOCHA



RIVER ROCK



SPICED RUM



CALICO



CANYON SUNSET



ESPRESSO BEAN



TUDOR BROWN



PITCH BLACK



BEECH

Strong wood with whitish to pale brown straight grain and small grey flecks. Expect some light mineral color and streaking which will be more noticeable on light finishes.

RUSTIC BEECH

Repaired knots of various sizes and heavy mineral coloring and streaking, which is more visible on lighter finishes.

ARTISAN STAINS

CHERRY

Cherry is a smooth-grained, reddish-brown, starting out a light pink and darkens over time to a rich reddish hue with a lustrous patina. Expect some slight streaks, gum or pitch pockets and a small percentage of white sapwood.

RUSTIC CHERRY

In addition to the same characteristics stated for clear Cherry, both open and secured knots, bird pecks, or equivalent gum pockets are common and no effort will be made to evenly distribute knots or those characteristics deemed "rustic" and their occurrence would be described as "random."



SWEET MIST




NATURAL



SIENNA



1/2 FRUITWOOD



NUTMEG



PECAN



CINNAMON



FRUITWOOD



CAFE



SPICED CIDER



CARAMEL APPLE



PACIFIC COAST



EARLY AUTUMN



BUTTER PECAN



VERMONT



BARK



LONDON FOG



RIVER ROCK



MOCHA



CANYON SUNSET



CALICO



TUDOR BROWN



FRENCH PRESS



ESPRESSO BEAN



ARTISAN STAINS



A dense, tough, coarse-textured wood with white sapwood and reddish-brown heartwood. The color and graining patterns will have variations from black to brown in the heartwood to yellow in the sapwood. Certain stains will amplify this effect.

ARTISAN STAINS



Heavy, straight-grained wood with a fine texture. The sapwood is white and selected for its light color; maple does not generally take dark colors well and may appear blotchy. On light colors the natural mineral streaks may not be concealed. Darker colors often conceal these mineral streaks.




SWEET MIST




NATURAL




BUTTER PECAN




PECAN




1/2 FRUITWOOD




BARK




CAFE



FRUITWOOD




SPICED RUM



RIVER ROCK




MOCHA




ESPRESSO BEAN



TUDOR BROWN



FRENCH PRESS



PITCH BLACK



ARTISAN STAINS



SWEET MIST



BUTTER PECAN



NATURAL



1/2 FRUITWOOD



FAWN



NUTMEG



PECAN




SIENNA



FRUITWOOD



CINNAMON



SPICED CIDER




PACIFIC COAST



BARK



LONDON FOG




EARLY AUTUMN




CAFE



SPICED RUM



RIVER ROCK



MOCHA



CANYON SUNSET




CALICO



ESPRESSO BEAN



TUDOR BROWN



PITCH BLACK



OAK

Timeless hardwood with a coarse texture and a pinkish-red hue. The texture of the wood varies according to the rate of growth, but typically has a strong open grain pattern with a mix of straight and cathedral grain patterns. Although we hand select our lumber, you can expect small amounts of mineral streaking, pin knots and burls as well as occasional ray flakes.

ARTISAN STAINS



SWEET MIST




BUTTER PECAN



FAWN



NATURAL



1/2 FRUITWOOD



NUTMEG




SIENNA



PECAN



FRUITWOOD



CINNAMON



SPICED CIDER



CARAMEL APPLE




PACIFIC COAST



BARK




LONDON FOG



FLATIRON




EARLY AUTUMN




CAFE



SPICED RUM




RIVER ROCK



MOCHA



CANYON SUNSET



CALICO



ESPRESSO BEAN



TUDOR BROWN



PITCH BLACK



ARTISAN PAINTS

				
WINTER WHITE	PAINT WHITE	DOVE	HARBOR GREY	BOULDER
				
CHAMBRAY	SANDSTONE COVE	COTTON	FRENCH SILK	DOLPHIN GREY
				
FAVA	POTTERS CLAY	OFF TRAIL	SEA SALT BLUE	SCOTTISH MOOR
				
CELESTIAL	SOFT CLAY	FOSSIL	EUCALYPTUS	CHARCOAL SLATE
				
BAY HARBOR	JUNIPER	SHERWOOD	STARBOARD	NAUTILUS
				
SPRUCE	AUTUMN NIGHT	CARBON	PAINT BLACK	



HARBOR GREY

One of the hallmarks of our unsurpassed finish are our fabulous paints with an affordable luxury you can literally feel. More color options available with our paint match program [page 15](#)



BEACHCOMBER
Hickory



BEACHCOMBER
Quarter-Sawn Oak



MAINSAIL
MDF Paint or Craftwood



NORTHPORT
Paintgrade



WHITE SUEDE
MDF Paint or Craftwood



ROASTED MARSHMALLOW
Alder



TRANQUILITY
MDF Paint or Craftwood



ANTIQUITY
Alder



BOARDWALK
Hickory



BOARDWALK
Quarter-Sawn Oak



SANDALWOOD
Beech



DOC HOLLIDAY
Beech



ROCKY MOUNTAIN
Alder



SANDSTONE
Alder



NANTUCKET
Quarter-Sawn Oak



GRAND CANYON
Alder



DOC HOLLIDAY
Alder



THISTLEDOWN
Alder



BARLEY
Alder



SAWDUST
Alder

PACKAGED FINISHES



COBBLESTONE
Hickory



COBBLESTONE
Quarter-Sawn Oak



BURNT TAUPE
Alder



WREN
Alder



TIMBER WOLF
Oak



TATTERED FENCE
Oak



DUSK
Alder



BUCKHORN
Quarter-Sawn Oak



TATTERED FENCE
Alder



TIMBER WOLF
Alder



BUCKHORN
Alder



PORTABELLO
Alder



COBBLE BROWN
Beech



COBBLE BROWN
Alder



MACADAMIA
Alder



LEATHER
Alder



DARK RYE
Alder



INK WELL
Alder



ALEGRE
Beech



ALEGRE
Oak


PACKAGED FINISHES



CHARLESWORTH
Cherry



CORNERSTONE
Alder



RENWICK
Cherry



RED VELVET
Alder



BARN YARD RED
Alder



CASCADE
MDF Paint or Craftwood



ARCADIA
MDF or Craftwood



SMOKEHOUSE
Alder



SLATE
Maple



HURON
Alder



LARKSPUR
MDF or Craftwood



BALTIC SEA
Alder



NEPTUNE
MDF or Craftwood



BASIL
Cherry



THYME
Alder




COASTAL GREEN
Alder



OLIVE
Alder



LEAPFROG
Alder



SHALIMAR
Alder



CACTUS GREEN
Alder

CUSTOM PAINT MATCH



Color plays an important part of designing a dream kitchen. To make the design process easier, we have a Custom Paint Match Program that allows you to offer paint matching from just about any color swatch. The color eye works very much as it would at your local paint supplier.

[See commonly used swatches](#) →

Finish-Lower **WYTHE BLUE HC-143**
BENJAMIN MOORE
Finish-Upper **COTTON**
Wood Species **PAINT GRADE**
Door Style **CAMBRIA**

CURRENT PAINT FAN DECKS AVAILABLE

- Behr
- Benjamin Moore
- Dunn-Edwards Paints
- Farrow & Ball
- Glidden
- Kelly-Moore Paints
- Pratt & Lambert
- Ralph Lauren
- Sherwin-Williams
- Valspar

GLAZE OPTIONS AND TECHNIQUES

GLAZE TECHNIQUES



STANDARD GLAZE Highlighting is applied to the entire surface of the cabinet and doors and then wiped off, leaving hang-up in the recessed areas.



BRUSHED GLAZE is a special technique that leaves brush strokes over the entire surface.



NO GLAZE




BURGUNDY



VAN DYKE BROWN



PEWTER



MIDNIGHT FROST



NO GLAZE



BURGUNDY



VAN DYKE BROWN



PEWTER



MIDNIGHT FROST

AGING OPTIONS & TECHNIQUES



CRACKS

Simulated cracks of varied lengths and sizes



WORM HOLES

Random ice-pick marks in small clusters throughout




DENTS

Random placement of shallow dents




WIRE BRUSH HOLES

Very small lightly patterned holes in different areas of a door




BURN THRU

Wear through, after stain is applied, before glaze/sheen



GRAVEL

Random dents of various sizes, deeper, more widespread



SCREWED EDGES

Simulated saw marks on edges of the door



EASED EDGES/CORNERS

All corners are sanded before stain is applied to create a worn edge



WIRE BRUSH SCRATCHES

Tiny scratches in a tight pattern



KNIFE OUTS

Tear outs along the edges of the door

Ten (10) types of aging (distressing) techniques are available in a variety of combinations. Aging is a handmade artistic process and, like any fine art, no two pieces will be identical. Not all types of aging are available on all wood species.


DOOR STYLES

DOOR STYLE CATEGORIES

PAGE

FLAT PANEL (29 styles)	18
BEADBOARD PANEL (7 styles)	21
CLASSIC RAISED PANEL (10 styles)	22
BEADED RAISED PANEL (14 styles)	23
MITERED (12 styles)	24
APPLIED MOLDING (19 styles)	25
VENEER SLAB (2 styles)	27
1-PIECE CRAFTWOOD (12 styles)	28

FLAT PANEL →



SHERIDAN NARROW



SHERIDAN MEDIUM



SHERIDAN WIDE



SKYLINE

FLAT PANEL

APPLIED MOLDING

BEADBOARD PANEL

CLASSIC RAISED PANEL

BEADED RAISED PANEL

MITERED

VENEER SLAB

1-PIECE CRAFTWOOD

DOOR STYLES

FLAT PANEL 




ARLINGTON FLAT



SAVOY



TUSCAN FLAT



SHAKER



VALLEY FORGE



MESA FLAT



VALLEJO MISSION



MODESTO MISSION



PENBROOK



HUNTINGTON

DOOR STYLES

FLAT PANEL 



BRIGHTON



BELMONT



CRAFTSMAN



SANTIAGO MISSION



TAOS 2 1/4"



TAOS 2 3/4"



TAOS 3 1/2"



COUNTRY SHAKER



STAFFORD



SALEM

DOOR STYLES

FLAT PANEL →



NAPLES 2 1/4"



NAPLES 2 3/4"



NAPLES 3 1/2"



CAMBRIA



WINDSOR FLAT

BEADBOARD PANEL →



WINDSOR BEADBOARD



MESA BEADBOARD



GROOVED SHAKER



BEADBOARD SHAKER



HUNTINGTON BEADBOARD

DOOR STYLES

BEADBOARD PANEL →



STAFFORD BEADBOARD



SALEM BEADBOARD

CLASSIC RAISED PANEL →



CHISHOLM CLASSIC



LEXINGTON



VALLEY FORGE RAISED



PROVIDENCE



RICHMOND



WILSON



VIENNA CLASSIC



WINDSOR CLASSIC

DOOR STYLES

CLASSIC RAISED PANEL →



BRENTWOOD CLASSIC



HERITAGE CLASSIC

BEADED RAISED PANEL →



VALLEY FORGE BEADED



ARLINGTON BEADED



COVINGTON



CONCORD



VENICE 2 1/4"



VENICE 2 3/4"



VENICE 3 1/2"



CHARLESTON

DOOR STYLES

BEADED RAISED PANEL →



CHISHOLM BEADED



TIMBERLINE



DELANO



TUSCAN



WINDSOR BEADED

MITERED →



HERITAGE BEADED



STERLING RAISED



STERLING FLAT



STANTON RAISED



STANTON FLAT

DOOR STYLES

MITERED —————>



CLAIRMONT



BRADFORD



SOHO



ALCOTT



ALCOTT FLAT

APPLIED MOLDING —————>



RALSTON BEADBOARD



STONEWALL



NEWPORT



CHISHOLM CLASSIC
WITH AM1



VALLEY FORGE RAISED
WITH AM15

DOOR STYLES

APPLIED MOLDING →



VALLEY FORGE BEADED
WITH AM2



VALLEY FORGE BEADED
WITH AM15




CHARLESTON WITH AM1



CHARLESTON WITH AM3



CHISHOLM BEADED
WITH AM1



DELANO WITH AM1



SHAKER WITH AM14



SHAKER WITH AM15

SHAKER WITH AM1

DOOR STYLES

APPLIED MOLDING →



VALLEY FORGE
WITH AM12



VALLEY FORGE WITH AM15



CRAFTSMAN WITH AM15



HERITAGE BEADED
WITH AM2



HERITAGE BEADED
WITH AM15

VENEER SLAB →



HERITAGE CLASSIC
WITH AM15



STAFFORD WITH AM1



SALEM WITH AM1




CONTEMPO I



CONTEMPO II

1-PIECE CRAFTWOOD *(Paints only with recommended drawer front)*

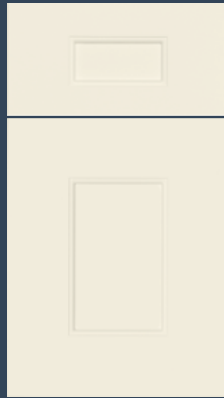
DOOR STYLES




STAFFORD 1-PC




SAVOY 1-PC




SALEM 1-PC




VALLEJO MISSION 1-PC



SANTIAGO MISSION 1-PC




MODESTO MISSION 1-PC




CHISHOLM CLASSIC 1-PC



WILSON 1-PC




LEXINGTON 1-PC




SHAKER 1-PC




CRAFTSMAN 1-PC




VALLEY FORGE 1-PC




CONTEMPO III



ELLIS 1-PC



EMPIRE 1-PC



HUDSON 1-PC



POSTS AND LEGS



POST A



POST B



POST C



POST D



POST E



POST F



POST G



POST H



POST I



POST J



POST K



LEG M



LEG N



LEG P



LEG Q



LEG R



LEG S



LEG T



LEG U

BUNN FEET

Our Bunn feet allow you to make any simple cabinet into a beautiful furniture grade cabinet, giving it the appearance of a custom-built piece of furniture at a fraction of the cost.



BUNN 1



BUNN 2



BUNN 3



BUNN 4



BUNN 5



BUNN 6



BUNN 7

CORBELS



ART DECO
Large
[C][M][O]



ART DECO
Small
[C][M]



ARTS AND CRAFTS
Small
[C][M][O]



ARTS AND CRAFTS
Medium
[C][M][O]



ARTS AND CRAFTS
Large
[C][M][O]



BORDEAUX
Medium
[C][O]



BORDEAUX
Large
[C][M][O]



ACANTHUS
Extra Large
[C][M]



ACANTHUS
Large
[C][M]



ACANTHUS
Medium
[C][M][O]



CORBAR 1
[A][B][C][H][M][O][Q]



CORBAR 2
[A][B][C][H][M][O][Q]



HARDWOOD DOVETAILED



BEECH DOVETAILED

Sanded dovetail

DRAWER BOX OPTIONS

Our standard drawer box and rollout options are 5/8" thick dovetailed solid hardwood with the ability to upgrade to our beautiful Beech construction for those who enjoy quality even behind the scenes.

Beech Dovetailed Shown

STORAGE SOLUTIONS

Having a beautiful kitchen is the first step, but it also has to function according to your family's lifestyle. We offer multiple storage solutions for your kitchen that will make your life just a little bit easier.



Knife tray



Knife block utensil bin unit



Double tier cutlery tray



Utensil bin unit



Spice pullouts



OXO storage unit



Solid wood tray dividers

STORAGE SOLUTIONS



Mixer shelf



LeMans shelves



Lazy Susan



Base rollout trays



Trash bin pullout



Rollout trays in tall cabinet



Drawer peg system

ACCESSORIES & EMBELLISHMENTS

Accessories are chosen to complement the rest of your space — the finishing touches that tie it all together.


With a wide range of decorative and functional features, Evoke allows you to design exactly the type of room you want.



Floating shelves



Beadboard Paneling



Glass doors



Wood panels

ACCESSORIES & EMBELLISHMENTS



Aventos lift doors



Valances



Corbels




Hood options



Vanity consoles



Decorative ends



Applied appliance panels



Posts and legs




Heavy-duty wide drawers

R.D. HENRY & CO.

ESTD 1981 We make cabinets. You add life.

RDHENRY.COM

Photo courtesy of **KITCHEN INTERIORS** in Richmond, KY



Perimeter Finish **SW6003 PROPER GREY**
Wood Species **MDF PAINT**
Finish-Island **EARLY AUTUMN W/VDB WIPED GLAZE**
Wood Species Island **HICKORY**
Door Style **SANTIAGO MISSION**

© 2023 **R.D. HENRY & CO.** ALL RIGHTS RESERVED.



KITCHEN CABINET MANUFACTURERS ASSOCIATION.
ENVIRONMENTAL STEWARDSHIP PROGRAM (ESP).
ALL PRODUCTS IMPACT THE ENVIRONMENT
FOR ESP PROGRAM CRITERIA, VISIT KCMA.ORG

PROUDLY MANUFACTURED IN THE U.S.A.

