




STYLING

DOOR STYLES

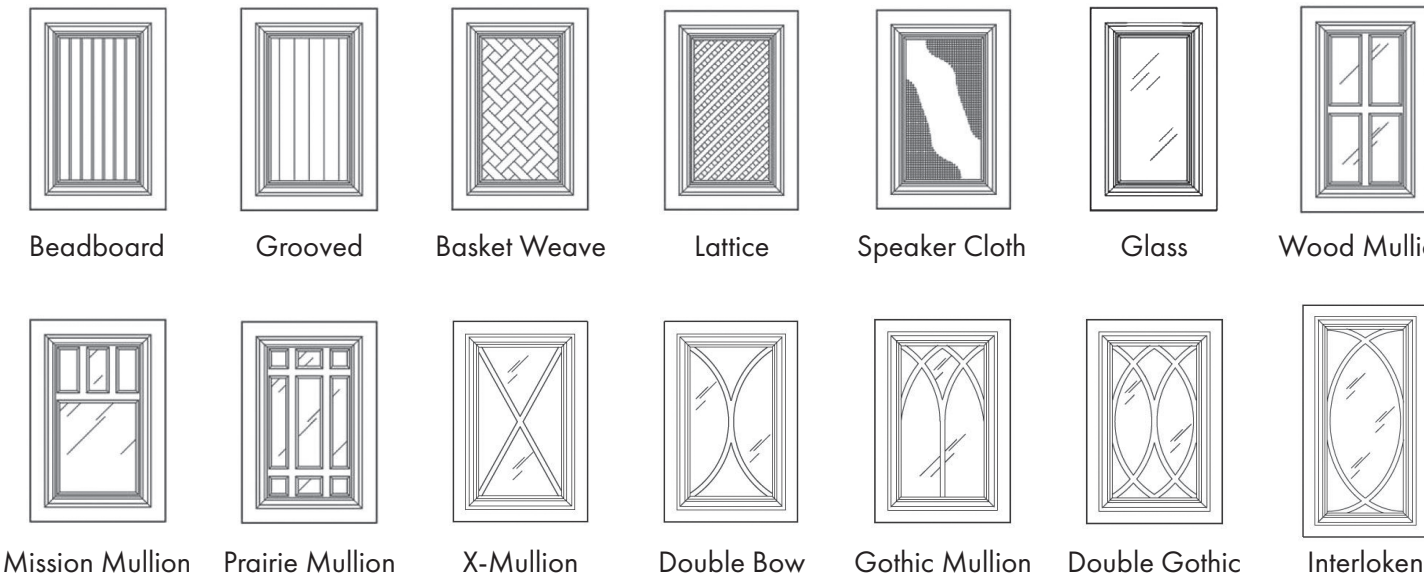
Available in three types - Framed, Mitered, and Slab - our door styles provide a variety of looks and price points.



Each door style has its own Series with detailed specifications, limitations, considerations, options and pricing.



ENHANCED PANELS give cabinets even more character and distinction. These options are not available for every door style.



STAINS AND GLAZES

We offer hundreds of wood, stain, and glaze combinations. Shown here are some of our most popular options. Ordering a door sample will allow you to be confident with the selected combination.

Not all stains and glazes can be applied to every wood species. Please consult your designer for availability.

HAND-WIPED STAINS are formulated to enhance the natural beauty of each wood species’ unique grain pattern and characteristics.

Alder/ Knotty Alder					
	Natural	Tatami	Sienna	Ginger	Mink
Cherry/ Rustic Cherry					
	Natural	Sage	Fruitwood	Praline	Mink
Hickory/ Rustic Hickory					
	Natural	Champagne	Tatami	Praline	Mink
Oak					
	Natural	Tatami	Nutmeg	Ginger	Mink
Qtr. Sawn White Oak					
	Natural	Champagne	Tatami	Sage	Mink
Rift Sawn White Oak					
	Natural	Champagne	Tatami	Sage	Mink
Walnut					
	Natural	Tatami	Copper	Coffee	Mink


















*Colors will appear differently on printed materials. Please choose your finish from a sample block.

Birch					
	Natural	Champagne	Sienna	Nutmeg	Ginger
Maple					
	Natural	Champagne	Sienna	Auburn	Fruitwood

STAIN GLAZES are formulated to enhance the details of your door style. Glaze is sprayed on, completely covering the surface, then hand wiped off, leaving an antiqued patina and depth to the stain as well as clean, solid lines in all door grooves and corners. For more options, visit cwponline.com/cabinets/woods-colors.

					
Champagne with Mocha on Alder	Nutmeg with Black on Alder	Ginger with Brown on Hickory	Fruitwood w/Black on Knotty Alder	Golden with Brown on Oak	Cordovan with Black on Cherry

DESIGNER SERIES STAINS involve a multi-step process that creates darker, deeper, and richer colors not possible with hand-wiped stains alone.

					
Flint Hills on Qtr. Sawn White Oak	Cinder on Birch	Henna on Qtr. Sawn White Oak	Cocoa on Qtr. Sawn White Oak	Espresso on Qtr. Sawn White Oak	Ebony on Oak
					
Flint Hills on Hickory	Cinder on Hickory	Henna on Maple	Cocoa on Hickory	Espresso on Hickory	Ebony on Hickory
					
Flint Hills on Maple	Cinder on Alder	Henna on Alder	Cocoa on Birch	Espresso on Birch	Ebony on Walnut

SOLID COLORS AND SPECIALTY FINISHES

We offer a variety of solid color and glaze combinations. Ask your designer to view samples. Ordering a door sample will allow you to be confident with the selected combination.

Our Fan Deck program allows customers to choose a color from virtually any major paint brand for their cabinets. This option minimizes the cost of creating a custom solid color.

*Colors will appear differently on printed material. Please choose your finish from a sample block.

SOLID COLORS

White	Cotton	Harbor	Silk	Eggshell	Creamy
Stone	Antique White	Dune	Pearl	Quick Silver	Mourning Dove
Tarragon	Marion Gray	River Rock	Urban Bronze	Puget Sound	Pacifica
Regatta	Peppercorn	Midnight	Jasper	Bunker Hill Black	Black Forest

SOFTER SIDE is a Solid Color finish followed by glazing and an even, soft brushing of the same glaze over the entire surface that allows the base color to show through.

Mist	Oyster	Dusk	Flannel	Graystone	Slate

SOLID COLOR GLAZES enhance the details of your chosen door style. Visit cwponline.com for full sample set.

White with Cream	White with Beige	Creamy with Cream	Creamy with Beige	Antique White with Linen	Antique White with Heather
Dune with Smoke	Mourning Dove with Pewter	Puget Sound with Heather	Puget Sound with Smoke	Peppercorn with Flint	Pacifica with Chestnut
Pearl with Heather	Quick Silver with Chestnut	Marion Gray with Chestnut	Urban Bronze with Chestnut	Bunker Hill Black with Pewter	Bunker Hill Black with Brick

LET DOWN is a translucent version of any standard Solid Color, followed by antiquing, that allows the wood grain to show through.



Marketplace Door	Classic Raised Door	Craftsman Door
Creamy and Beige on Birch	Quick Silver and Smoke on Alder	Marion Gray and Chestnut on Qtr Sawn White Oak

DISTRESSING is done by a team of specially trained craftsmen. Because this art is achieved completely by hand, each cabinet is unique. Available in 5 collections with an option for customization.



Vintage	Medium
---------	--------

DOOR AND DRAWER EDGE PROFILES

OVERLAY & INSET					3/8" INSET	
	Square	1/8" Radius	1/4" Radius	Chamfer		3/8" Inset Square
	3/8" Radius	3/8" Drop Radius	Beveled	New Cut		3/8" Inset 1/8" Radius
	Classic Cut	Estate	Eclipse	Bay		3/8" Inset 3/8" Radius



CUSTOM WOOD

P R O D U C T S

HANDCRAFTED IN KANSAS
SINCE 1981

415 E Bertrand Ave
St. Marys, KS 66536
800.477.3130
www.cwponline.com

