



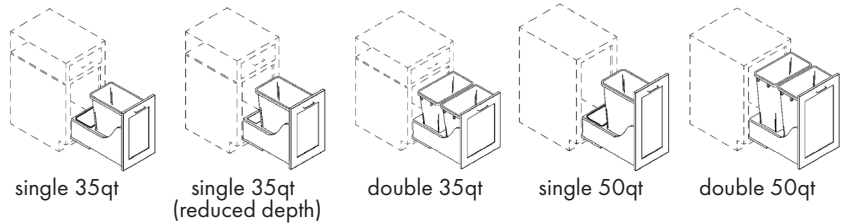
ORGANIZE

# Trash Containment

## Rev-A-Blum Trash Roll-out



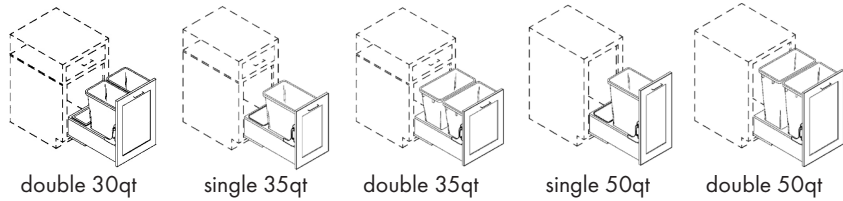
- Includes gray polymer waste container
- Ceiling installed between trash roll-out and drawer above
- TANDEM BLUMOTION Heavy Duty, soft close slides
- Compatible with SERVO-DRIVE



## Rev-A-Motion Trash Roll-out



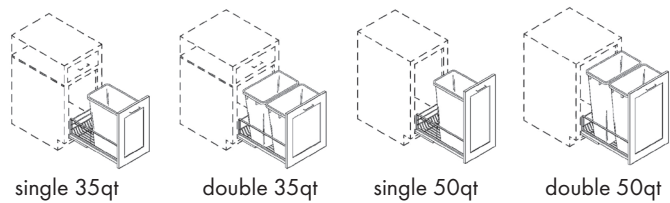
- Includes gray polymer waste container
- Ceiling installed between trash roll-out and drawer above
- Gas spring assisted soft open and close component
- Heavy Duty concealed, full extension slides



## Premiere Trash Roll-out



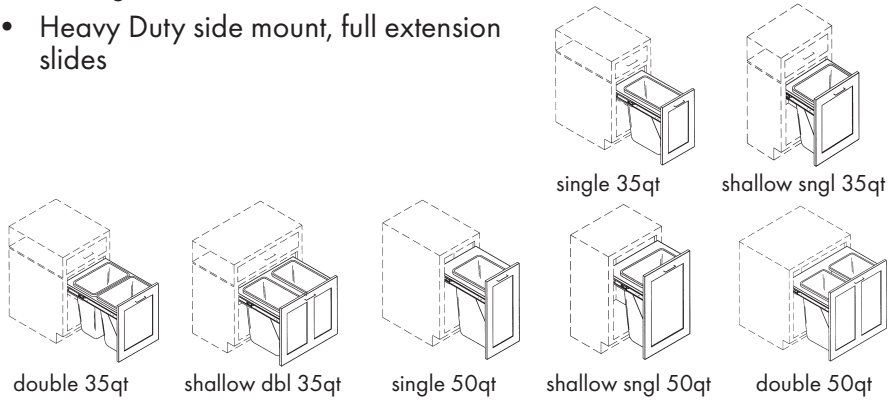
- Includes gray polymer waste container
- Ceiling installed between the trash roll-out and the drawer above
- Heavy Duty wire frame supports bins and features soft close mechanism



## Custom Trash Roll-out



- Includes gray polymer waste container
- Ceiling installed between trash roll-out and drawer above
- Heavy Duty side mount, full extension slides



Whatever your organizational needs may be, we have a solution. Custom Wood Products brings you top of the line accessories that make your space work for you. From trash management to spice storage and utensil organization, there is something for everyone.

We are here to help. Working with Custom Wood Products through your designer, you can be sure that every accessory you select will fit into the allowed space and perform the way it was intended for many years to come.

Index

Trash Containment	2
Spice It Up	3
Base Cabinet Organizing	4
Blind Corner Foresight	7
Full Access Susans	8
Pantry Powerhouse	9
Drawer Decluttering	11
Other Kitchen Complements	13
Bath and Laundry Helpers	15
Floating Shelves	17

# Spice It Up

## Door Mounted Spice Rack



- 3¾" deep rack accommodates up to 2¾" diameter jars, and leaves space for shallow depth shelves at the back of cabinet
- Can be mounted to left or right hinged doors
- 5½" between shelves unless otherwise specified
- Built to fit openings from 12" wide. Made approximately 3" narrower than cabinet door

## Swing-out Spice Rack (Double Sided)




- 6" deep double-sided rack accomodates 2⅛" jars
- Built to your swing preference (left or right) behind either hinge side
- 5½" between shelves unless otherwise specified

## Custom Pull-out Spice Rack with Fixed Shelves



- Choose either left or right access
- 5½" between shelves unless otherwise specified
- Built to fit openings from 4¾" to 7" wide
- Sidemount full extension slides
- For a minimum 12" deep cabinet

## Pull-out Spice Rack with Adjustable Shelves



- 2 adjustable shelves with chrome rails are accessible from left and right
- Available in 4 unit widths: 5", 6½", 8", and 9½"
- Concealed, full extension, soft close slides
- For a minimum 12" deep cabinet

# Base Cabinet Organizing

## Roll-Outs



- Can be utilized in single or double door cabinets
- Standard height of 3½" with options of: 4⅝", 6½", 8⅜", 11⅝"
- Standard depth is 21" with options of 24", 27" and 30"
- Adjustable rail system with TANDEM BLUMOTION, soft close slides
- Heavy Duty slides available as an upgrade

## Roll-Out Shelf



- Ideal for small appliances, printers, etc.
- Shelves have 1¼" solid wood sides
- Standard depth is 21" with options of: 24", 27" and 30"
- TANDEM BLUMOTION, soft close slides

## Wire Can Storage Pull-out



- Includes 2 adjustable chrome plated steel wire baskets
- Choose either left or right access
- Available in 2 heights and 4 basket widths: 4⅜", 6¼", 8¼", and 12½"
- Full extension, soft close slides
- For a minimum 21" deep base cabinet

## Deluxe Wire Can Storage Pull-out



- Includes 2 adjustable chrome plated steel wire baskets with Maple non-slip bottoms (shown with extra basket)
- Choose either left or right access
- Available in 2 heights and 4 basket widths: 4⅜", 6¼", 9", and 11⅝"
- Full extension, soft close slides
- For a minimum 21" deep base cabinet

Tray Divider/Wrap Pull-out



- Includes removable center divider with T-bar for customizing spaces
- Available in 4 unit widths: 5", 6", 8" and 9"
- TANDEM BLUMOTION, soft close slides
- For a minimum 24" deep base cabinet

Wood Utensil Organizer Pull-out



- Includes 3 removable stainless steel bins on adjustable shelf (11" unit includes 6 bins)
- Includes additional adjustable shelf with chrome rails
- Available in 5 unit widths: 5", 6½", 8", 9½" and 11"
- TANDEM BLUMOTION, soft close slides
- For a minimum 24" deep base cabinet

Wood Can Storage Pull-out



- 3 adjustable shelves with chrome rails are accessible from left and right
- Available in 7 unit widths: 3", 5", 6½", 8", 9½", 11", and 14"
- TANDEM BLUMOTION, soft close slides
- For a minimum 24" deep base cabinet

Wood Food Canister Pull-out



- Includes 7 clear plastic (BPA free) canisters with POP lids
- Available in 1 size: 8" unit
- TANDEM BLUMOTION, soft close slides
- For a minimum 24" deep base cabinet

Swivel Wood Can Storage Pull-out




- 2 swivel shelves with built-in, self-centering axis system are accessible from left and right
- Adjustable accessory top shelf
- Available in 2 unit widths: 5" and 8"
- TANDEM BLUMOTION, soft close slides
- For a minimum 24" deep base cabinet

Food Storage Container Roll-out



- Includes 5 or 7 chrome U pegs with adjustable clip-on lid dividers
- Available in 2 unit widths: 14½" and 20½"
- TANDEM BLUMOTION, soft close slides
- For a minimum 24" deep base cabinet

Knife/Utensil Pull-out



- Includes 2 universal knife inserts with movable flex rods
- Includes 4 multi-colored flexible cutting mats
- Removable stainless steel utensil bin (all units include 1 bin, 11" unit includes 4 bins)
- Available in 5 unit widths: 5", 6", 8", 9" and 11"
- Reversible and height adjustable top shelf allows storage below
- TANDEM BLUMOTION, soft close slides
- For a minimum 24" deep base cabinet

Double Tier Cookware Roll-out



- Available in 2 unit widths:
  - 14½" unit includes 1 lid organizer, 1 pot & pan organizer and 4 wood dish pegs
  - 20½" unit (shown) includes 2 lid organizers, 1 pot & pan organizer and 4 wood dish pegs
- TANDEM BLUMOTION, soft close slides
- For a minimum 24" deep base cabinet

Hanging Pull-out




- Available in 2 unit depths: 14" (includes 5 zinc hooks) and 22" (includes 7 zinc hooks)
- TANDEM BLUMOTION, soft close slides
- Extra single or double hooks sold seperately

Paper Towel Storage Pull-out



- Refillable paper towel holder and storage compartment
- Base storage shelf with chrome rails
- Available in 2 unit widths: 6" and 8"
- TANDEM BLUMTION, soft close slides
- For a minimum 24" deep base cabinet

Door Mounted Paper Towel Holder



- Mounts to inside of door to store paper towels out of sight
- Lower storage shelf
- Available in 1 size: 13½" wide x 7½" deep x 18½" high
- Designed for 36" sink base cabinet doors

Blind Corner Foresight

Sliding Blind Corner Swing-out



- Wood or Almond polymer trays
- 2 adjustable shelves move independently
- Choose either left or right swing-out orientation
- Available in 3 sizes

LeMans Blind Corner Swing-outs



- Maple non-skid shelves with chrome rails
- 2 adjustable shelves move independently
- Shelves combine turning and swinging into one flawless motion
- Choose either left or right swing-out orientation
- Available in 3 sizes
- "Soft and Silent feature" slows the shelves just before final closure

Magic Corner II Blind Corner Organizer



- Maple non-skid melamine shelves with chrome rails
- 4 adjustable shelves
- Front shelves pull out and swivel to a 90° open position while the rear baskets move simultaneously into view
- Rear baskets then slide forward independently providing total access
- Choose either left or right swing-out orientation
- Available in 1 size only
- "Soft and Silent feature" slows the shelves just before final closure

Full Access Susans

Full Round Susan



- Wood or Almond polymer trays
- 2 trays rotate independently and are height adjustable on a center chrome shaft
- Available in 3 sizes: 20", 24", or 28" trays



Chrome wire rails available for wood susan trays

Kidney Susan




- Wood or Almond polymer trays
- 2 trays rotate independently and are height adjustable on a center chrome shaft
- Available in 2 sizes: 24" or 28" trays



Chrome wire rails available for wood kidney susan trays

Pie-Cut Revolving Door Susan



- Wood or Almond polymer trays
- 2 trays are fixed in height and rotate on a chrome shaft assembly
- Available as 28" trays




Chrome wire rails available for wood pie-cut susan trays

Not So Lazy Susan



- Includes 7 zinc hooks that hold hanging cookware
- Upper kidney shaped shelf with mid-level arrester secures cookware
- Lower kidney shaped tray with a 1 5/8" high rim secures cookware lids
- Available in 2 sizes: 28" or 32" trays



Chrome wire rails available for lower kidney susan tray

Super Susan



- 2 trays rotate independently on large aluminum bearings that are mounted to the floor or shelves of the cabinet. The bearings have a positive stop for closing doors with pie-cut and kidney susans
- Available in 3 sizes: 20", 28", or 32" trays
- Pie-cut and kidney susan trays available



Chrome wire rails available for wood susan trays

Pantry Powerhouse

Wire Pantry Pull-out



- Durable steel construction
- Adjustable chrome plated wire baskets are 3" high by 21 5/8" deep
- Available in 5 unit widths: 8", 10", 14", 16" and 20"
- Full extension, soft close slides
- For a minimum 24" deep cabinet

Slim Wire Pantry Pull-out



- Durable steel construction
- Adjustable chrome plated wire baskets are 3" high by 21 5/8" deep
- Available as a 4" wide unit
- Full extension, soft close slides
- For a minimum 24" deep cabinet

Wood Swinger Pantry



- Door racks and swing-out racks feature adjustable shelves with chrome wire rails
- Available in varied heights to suit your cabinet opening
- For a minimum 24" deep cabinet

Wire Swinger Pantry



- Durable chrome plated steel construction
- Includes 20 adjustable interior wire baskets
- Includes 10 adjustable door mounted wire baskets
- Available in 1 size
- For a minimum 24" deep cabinet

Can Storage on Pantry Doors



- Fixed shelves with 3/8" diameter wood rails
- 7" spacing between shelves (except 13" at bottom and 7" or more at top)
- Rack is approximately 3" narrower than door width
- Built to fit openings from 12" wide
- Roll-outs cannot be used in conjunction with Can Storage

# Drawer Decluttering

## Double Tier Organizer Drawer



- Replaces drawer in base cabinet or drawer stack
- Interior organizer drawer slides to back
- Available in 6 configurations
- Undermount, soft close slides on main organizer drawer
- Sidemount slides on interior organizer drawer
- For a minimum 24" deep cabinet

## Custom Double Tier Drawer



- Back of main drawer held down to allow interior drawer to slide back
- TANDEM BLUMOTION, soft close slides on main drawer
- KV4270 sidemount slides on interior drawer
- Increasing the frame opening height increases the inside height of drawers equally, unless specified

## Silverware Dividers



- Removable for easy cleaning
- Available in 8 configurations with 2 heights of dividers
- Selected configuration will be trimmed to fit drawer specified

## Custom Silverware Dividers



- Removable for easy cleaning
- Dividers are 3/8" solid wood
- Configuration based on submitted drawings

## Knife Block Insert



- Removable for easy cleaning
- Available up to 18½" wide and 22" deep
- 18½" wide unit accommodates 19 knives
- Also available as a double tier

## Spice Drawer Insert



- Stores spice bottles up to 5" tall
- Removable for easy cleaning
- Available up to 33" wide and 19¾" deep

## Fineline Drawer Products



- Choose from Birch or Walnut
- Available as separate items: Cutlery Insert, Depth Spacer Insert, Multi-Purpose Insert, Knife Block, Double Roll Dispenser, Stepped Container Holder, Insert Container Holder, Set of 6 Stainless Steel Containers, Cutlery Box Insert, Kitchen Storage Box

## Dish Drawer Peg Board System



- Choose from 2 durable floor finishes: wood or gray vinyl
- Removable for easy cleaning
- Available as separate items: Dish Pegs, Lid Organizer, Canister Set, and Pot & Pan Organizer
- Choose dish pegs as either wood or stainless steel
- All organizing and holding racks are chrome
- Canister set comes with (2) 55-oz. stainless steel containers with durable see-thru plastic lids

Docking Drawers



- Choose from 2 styles: Charging Station (shown) or Powering Station
- Can be mounted left or right of center
- Compatible with TANDEM BLUMOTION, soft close slides
- Plugs into existing wall outlet
- Choose either black or white for the face plate color
- The Charging Station is for low power items such as cell phones and tablets. It houses either 2 USB & 2 AC ports or 4 USB ports.
- The Powering Station is for hair dryers, curling irons, or other small appliances. It houses 2 GFCI AC ports.

Tray Dividers



- ¼” veneer plywood with natural finish
- Tray dividers slide in hardwood channels for easy removal
- Available in any cabinet or opening size
- Choose number of Tray Dividers (spaced equally unless otherwise specified)

Other Kitchen Complements

Over Appliance Wire Swing-out



- Chrome plated wire basket attached to door
- Basket swings open with door giving full access to stored items
- Choose door mount as either left, right, or both
- Not available next to wall
- For a minimum 24” deep cabinet

Sliding Towel Bar



- 3 bar unit
- Chrome plated aluminum
- Choose left or right installation
- Available in openings from 6½” wide and 19” deep

Bread Board



- ¾” thick mineral oiled hardwood
- Can be built directly above a drawer or centered over a pair of drawers
- Hardwood nosing is finished to match cabinet
- Available up to 24” wide

Under Sink Mat



- Flexible rubber available in five colors: maple, black stainless, gray stainless, white, and gray
- Protects floor of cabinet from spills
- Unique dimpled design collects up to 1 gal. of fluid per 6 sq. ft.
- Trims to fit in cabinets up to 24” deep and 45” wide

Pop-Up Mixer Shelf



- Shelf is 1½” thick natural finish, butcher block
- Accommodates mixers up to 16½” high and 60 lb.
- Shelf cannot be positioned level with counter surface
- Heavy Duty Lift-Assist System with soft close

Tilt-out Sink Front



- Stainless steel tray removes for easy cleaning
- Available in two depths: 2⅛” or 1 11⁄16”
- Available in openings from 14” wide
- Self-closing concealed hinges

# Bath and Laundry Helpers

## Vanity Organizer Pull-out



- Adjustable shelves with clear rails and non-skid vinyl lining
- Includes 6 or 9 polycarbonate bins
- Available in 2 unit sizes: short (shown) and tall
- TANDEM BLUMOTION, soft close slides
- For a minimum 21" deep cabinet

## Grooming Organizer Pull-out



- Shelves with clear rails and non-skid vinyl lining
- Includes 2 removable stainless steel bins
- Available in 2 unit sizes: short (shown) and tall
- TANDEM BLUMOTION, soft close slides
- For a minimum 21" deep cabinet

## Grooming Organizer Pull-out with Outlet



- Shelves with clear rails and non-skid vinyl lining
- Includes 2 removable stainless steel bins
- Includes outlet for (2) 120V plugs
- Tamper resistant stop prevents items from being stored "ON" inside the cabinet
- TANDEM BLUMOTION, soft close slides
- For a minimum 21" deep cabinet

## Hair Accessory Station



- Black laminate top
- Includes adjustable rack with 3 durable cylinders to hold hair dryer and curling irons
- Includes adjustable chrome wire basket that provides additional storage
- Choose left or right access
- 3 unit widths available in 2 heights
- Full extension, soft close slides
- For a minimum 21" deep cabinet

## Grooming Drawer with Outlet



- Includes 2 removable stainless steel bins
- Includes 2 compartments with non-skid lining
- Includes outlet for (2) 120V plugs
- Tamper resistant stop prevents items from being stored "ON" inside the cabinet
- Available in 2 unit widths: 15" and 16½" (shown)
- TANDEM BLUMOTION, soft close slides

## Vanity Under Sink L-Shaped Pull-out



- L-shaped organizer fits around plumbing
- Includes 6 acrylic bins for upper level storage
- Mounted to cabinet floor
- Available in 2 unit widths: 9" (shown) and 12"
- TANDEM BLUMOTION, soft close slides
- For a minimum 21" deep cabinet

## Vanity Under Sink U-Shaped Roll-out



- Includes single 8 qt. silver polymer waste container with lid
- U-shaped organizer fits around plumbing
- Includes 4 adjustable dividers
- Mounted to cabinet floor
- TANDEM BLUMOTION, soft close slides
- For a minimum 21" deep cabinet

## Rev-A-Blum Vanity Trash Roll-out



- Includes single 8 qt. silver polymer waste container with lid
- Mounted to cabinet floor
- TANDEM BLUMOTION, soft close slides
- For a minimum 21" deep cabinet

Drying Rack Drawer



- Up to 18 linear feet of drying space
- Rust-resistant stainless steel rods
- Flat or hang dry with two positions of placement
- TANDEM BLUMOTION, soft close slides
- For a minimum 24" deep cabinet

Hamper Pull-out (Standard)



- Includes single 1½ bushel, removable white polymer hamper with lid
- Door mounted to Hamper Pull-out
- 135 lb. capacity
- TANDEM BLUMOTION, soft close slides
- For a minimum 21" deep cabinet

Hamper Pull-out (Custom)



- Maple wood frame with ¼" perforated hardboard panels
- Custom made to fit any opening
- Door mounted to Hamper Pull-out
- 150 lb. capacity
- TANDEM BLUMOTION, soft close slides

Floating Shelves

Floating Shelves



- Defined as a shelf that is finished on both ends
- Built up to 60" W x 4" H x 10" D (minimum 1¼" H)
- Includes finished ends
- Includes locking wafer system
- Choose your preferred edge treatment

Non-Floating Shelves



- Defined as a shelf that has a wall or cabinet on one or both ends
- Built up to 60" W x 4" H x 12" D (minimum 1¼" H)
- Includes ¾" thick mounting ledgers for 1" deep pockets on back and side(s)
- Includes a finished end, if needed
- Choose your preferred edge treatment

Heavy Duty Floating Shelves



- Defined as a shelf that is finished on both ends or placed between walls or cabinets. It may be extra long or intended to hold extra weight.
- Built up to 120" W x 4" H x 16" D (minimum 2½" H)
- Weight limit of 150 lbs. per bracket when installed per manufacturer's specifications
- Metal brackets are attached to solid wood blocking or wood studs and the floating shelf is attached to the brackets
- Bracket system allows a stable floating shelf that is adjustable for leveling after installation
- Includes installation instructions, template, and fasteners
- Includes finished ends, if needed
- Choose your preferred edge treatment



**CUSTOM WOOD**®

P R O D U C T S

HANDCRAFTED IN KANSAS  
SINCE 1981

415 E Bertrand Ave  
St. Marys, KS, 66536  
800.477.3130  
[www.cwponline.com](http://www.cwponline.com)



11.23