


REDUCER  
Includes Shim & Track

T-MOLDING  
Includes Shim & Track


ENDCAP  
Includes Track


FLUSH STAIRNOSE

THESE FOUR TRIMS AVAILABLE IN 94.49 LENGTHS!




Transition between floors of different heights & doorways.



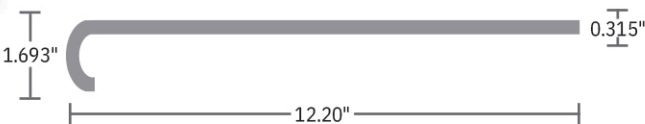


Transition between floors of equal heights & doorways.




50" STAIR TREAD

AVAILABLE IN SELECT STYLES!





LOAD SPECIFICATIONS

PRODUCT	MAX PIECES PER 3" TUBE				MAX PIECES PER 6" TUBE			
	REDUCER	T-MOLD	ENDCAP	STAIRNOSE	REDUCER	T-MOLD	ENDCAP	STAIRNOSE
COLOSSAL	7	7	7	N/A	30	32	30	6
EPIC	7	7	7	N/A	30	32	30	7
ESSENTIALS	7	7	7	N/A	30	32	30	7
GENESIS	7	7	7	N/A	30	32	30	6
RETRO PLANK	7	7	7	N/A	30	32	30	7
SIMPLICITY	7	7	7	N/A	30	32	30	7
TRADITIONS	7	7	7	N/A	30	32	30	7
LEGACY GROVE	5	6	5	N/A	20	25	20	6




Transition from floors to higher surfaces like doors, thicker flooring.






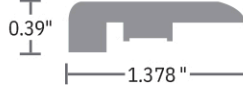
SIMPLICITY & TRADITIONS



EPIC & ESSENTIALS




COLOSSAL & GENESIS



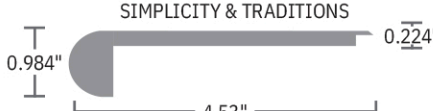
RETRO PLANK


titansurfaces.com

800.735.6570




Create a smooth seamless finish on the edges of stairs.







SIMPLICITY & TRADITIONS




EPIC & ESSENTIALS



COLOSSAL



GENESIS



RETRO PLANK

COORDINATING MOLDINGS - LAMINATE


REDUCER  
Includes Shim & Track

T-MOLDING  
Includes Shim & Track


ENDCAP  
Includes Shim & Track


FLUSH STAIRNOSE

THESE FOUR TRIMS AVAILABLE IN 94.49 LENGTHS!




Transition between floors of different heights & doorways.







Transition between floors of equal heights & doorways.





Transition from floors to higher surfaces like doors, thicker flooring.





Create a smooth seamless finish on the edges of stairs.

