



Deep Roots.  
High Expectations.™

# DESIGN GUIDE



# WELCOME

to the

## Kemper® Design Guide.

Full of tips and inspiration, this design guide is your go-to companion during the exciting and, yes, sometimes overwhelming process that is a home remodel. Browse the styles and finishes, organizational “sanity helpers,” and attention-grabbing wood hoods, and be reassured by the designer notes along the way.

Kemper’s powerful portfolio of cabinetry options will propel your vision of home from magazine clippings and Pinterest boards to a dream realized. You can count on Kemper – and on us – to deliver what will surely be your new favorite room.

Cheers to a beautiful home!

*Your Kemper Design Team*



### DESIGNER TIP:

Look for the + symbol throughout for additional information and inspirational ideas



## MICHAEL SNYDER

Kemper Designer  
Lake Ozark, MO

## DESIGNER SPOTLIGHT

### Tell me a little about yourself. Where are you from, family, hobbies, how long have you been a designer?

I'm originally from Arcola, IL, just a few miles down the road from MasterBrand Cabinets® Arthur factory. My wife and I have been at the Lake of the Ozarks for the past 16 years. We have 2 children in elementary school. When we aren't attending dance recitals or ball games, I enjoy playing golf and fishing. I have been a designer for 3 years but spent 12 years as a sales rep for H&S Sales / MasterBrand.

### What are some of your favorite features of Kemper Cabinetry?

As a designer, I really enjoy the simplicity of the Kemper brand. It's much easier to design with, compared to other brands that I have used. As far as consumer features, the plethora of storage solutions are great. I try to include as many as I can when the budget allows, as they always blow the client away once they have them.

### What inspired the overall design concept for this kitchen?

The client owns a couple of high-end marinas and boat showrooms. The building for this project is not only the client's residence, but it is also lodging, of sorts, for clients who come in from out of town to look at boats. We wanted the design to be as sleek and modern as the speedboats that he sells.

### How did you balance functionality and aesthetics in this design?

Appliance panels were crucial in this design, to keep the sleek look. You know that the appliances are there, but they seamlessly fit into the cabinet designs.

### Were there any trends or styles that influenced your choices?

Just keeping it clean, sleek and modern.

### How did you incorporate the client's personal style and preferences into the design?

Because of the nature of the building's purpose, we incorporated the client's business colors into this design: red, black and grey.

### What feedback did you receive from the clients after the project was completed?

He was impressed that we could pull off the job using a semi-custom cabinet line, and he was equally impressed with the quality of the product.

### How do you stay updated with the latest design trends and technologies?

I stay updated by being a member of the NKBA, reading Kitchen & Bath Design News, Qualified Remodeler and being a member of several industry related Facebook groups.

Shown: Marimac Maple Black Paint, Choice™ Series

Deep Roots. High Expectations.™ • 1

Shown on front cover: Huck Maple Marcona and Steam Paint, Choice™ Series

# KEMPER®

## Deep Roots. High Expectations.™

Kemper® Cabinetry offers different series to meet a variety of needs and budgets. Your designer will help you determine which is the right fit for you and your design.

To understand what is available in each series, look for the icons throughout this design guide.

### **E** ECHO™ SERIES

A great entryway into Kemper Cabinetry, the Echo Series offers all the essentials to create a beautiful result.

### **C** CHOICE™ SERIES

When your design calls for additional nuance – like organization features – step up to Choice Series.

### **E** EMERGE™ SERIES

When even more style and finish options are desired, visit [kempercabinets.com/products](https://kempercabinets.com/products) or talk with your designer about Emerge's exquisite offering.



Tap Into The Latest Trends

# Inside This Design Guide

## TAP INTO THE LATEST TRENDS

### WARMER TONES\*

Interior colors are moving to warmer tones. People are switching to cozy, soft and natural. Allowing wood tones and warmth to envelop the room rather than the painted cabinetry stark white of past.

04 Style With  
Staying Power

12 Color By  
Number

14 Just The  
Right Finish

26 Organizational  
Overhaul

28 Wood Hoods  
That Impress

30 Personalize With  
Accessories

Shown on top: Huck Maple Coastline Stain, Echo Series  
Bottom left: Larsen Cherry Morel, Choice Series  
Bottom right: Pasco Maple Kanga Stain and Steam Paint, Choice Series

\* MLLC 2024 Kitchen Trends Survey



## Ready, Set, Style.

Selecting a drawer and door style is a great place to get started. From a straightforward Shaker to an intricately detailed design style, Kemper® has what you need.

### THINGS TO CONSIDER WHEN SHOPPING STYLES:

Select the one that aligns with your vision.



Clean, smooth slab drawer fronts.



Detailed, five-piece drawer fronts.



Full overlay drawer and door fronts will deliver seamless coverage of cabinet fronts.



Partial overlay allows each drawer and door to stand out on its own.



Cherry, maple, oak and more. The wood species you choose will affect the way your chosen wood stain or paint reads on the wood color and grain. With so many combinations to choose from, your designer can help further guide.



#### DESIGNER TIP:

Does your design call for modern and minimal? Specialty laminate may be for you. See these sleek styles on page 24.

## Full Overlay Door Styles

Species and finish offering differs in each Series.

**C Choice™ Series**   C Cherry   M Maple   R Rustic Alder  
**E Echo™ Series**   D MDF   O Oak   L Laminate  
 H Rustic Hickory   P Painted Hardwood   PureStyle™



**Faye**  
5-Piece Drawer Front  
C C M O  
E C M O P



**Faye**  
Profiled Slab Drawer Front  
C C M O  
E C M O P



**Gordon**  
5-Piece Drawer Front  
C C M R



**Gordon**  
Slab Drawer Front  
C C M R



**Marimac\***  
5-Piece Drawer Front  
C C D H M O R  
E C M O P F



**Marimac**  
5-Piece Narrow Rail Drawer Front  
C C D H M R



**Marimac**  
Slab Drawer Front  
C C D H M O R  
E C M O P F



**Warwick**  
5-Piece Drawer Front  
C C M

# Full Overlay Door Styles

Species and finish offering differs in each Series.

- C Choice™ Series**   C Cherry   M Maple   R Rustic Alder
- E Echo™ Series**   D MDF   O Oak   L Laminate
- H Rustic Hickory   P Painted Hardwood   PureStyle™



**Larsen\***  
5-Piece Drawer Front  
C C D H M O R  
E C M P P



**Larsen**  
Slab Drawer Front  
C C D H M O R  
E C M P P



**Justin**  
5-Piece Drawer Front  
C C M



**Justin**  
Profiled Slab Drawer Front  
C C M



**Amstead**  
5-Piece Drawer Front  
C C D M



**Amstead**  
Slab Drawer Front  
C C D M



**Kleyborn**  
5-Piece Drawer Front  
C C M  
E C M P



**Kleyborn**  
Slab Drawer Front  
C C M  
E C M P



**Willowby\***  
5-Piece Drawer Front  
C C H M O  
E C M O P P



**Willowby**  
Profiled Slab Drawer Front  
C C H M O  
E C M O P P



**Cotter**  
5-Piece Drawer Front  
C C M



**Cotter**  
Slab Drawer Front  
C C M



**Leyton**  
5-Piece Drawer Front  
C C M  
E C M P



**Leyton**  
Slab Drawer Front  
C C M  
E C M P



**Billings**  
5-Piece Drawer Front  
C M  
E M P P



**Billings**  
Slab Drawer Front  
C M  
E M P

# Full Overlay Door Styles

Species and finish offering differs in each Series.

- C Choice™ Series**    C Cherry    M Maple    R Rustic Alder
- E Echo™ Series**    D MDF    O Oak    L Laminate
- H Rustic Hickory    P Painted Hardwood    PureStyle™



**Butler**  
5-Piece Drawer Front  
C C M



**Butler**  
Slab Drawer Front  
C C M



**Brisbane**  
5-Piece Drawer Front  
C C M O  
E C M O P



**Brisbane**  
Profiled Slab Drawer Front  
C C M O  
E C M O P



**Martin**  
5-Piece Drawer Front  
C C H M O R



**Martin**  
Slab Drawer Front  
C C H M O R



**Pasco**  
5-Piece Drawer Front  
C C H M O R



**Pasco**  
Slab Drawer Front  
C C H M O R



**Hardin**  
5-Piece Drawer Front  
C C H M



**Hardin**  
Slab Drawer Front  
C C H M



**Warren**  
5-Piece Drawer Front  
C C M  
E C M P



**Canby**  
5-Piece Drawer Front  
C C M



**Lynnville**  
5-Piece Drawer Front  
C M



**Lynnville**  
Slab Drawer Front  
C M




**Huck**  
5-Piece Drawer Front  
C C M  
E M P



**Huck**  
Slab Drawer Front  
C C M  
E M P

# Full Overlay Door Styles



**DESIGNER TIP:**

Trillian does it all – Available in stain, painted, and laminate so you can have this great style any way you like it.

**Trillian\***  
Slab Drawer Front

C CDM  
E C M P L

\*\* When Trillian is selected in Painted Hardwood, the doors and drawer fronts will be constructed of medium density fiberboard (MDF) or high density fiberboard (HDF).

# Partial Overlay Door Styles

Species and finish offering differs in each Series.

**C Choice™ Series** C Cherry M Maple R Rustic Alder  
**E Echo™ Series** D MDF O Oak L Laminate  
 H Rustic Hickory P Painted Hardwood P PureStyle™



**Hopkins**  
Profiled Slab Drawer Front

C C M O  
E C M O P



**Ramsey**  
Slab Drawer Front

C C H M O R



**Logan**  
5-Piece Drawer Front

C M  
E M P P



**Logan**  
Slab Drawer Front

C M  
E M P

# Partial Overlay Door Styles



**Antrim\***  
5-Piece Drawer Front

C H M O R  
E C M O P P



**Antrim**  
Slab Drawer Front

C H M O R  
E C M O P P



**Granbury**  
Profiled Slab Drawer Front

C C M O  
E C M O P



**Newcomb**  
Slab Drawer Front

C C M  
E C M P

# Full Overlay Aluminum Frame Door Accents




Aluminum Finish  
Clear Glass



Aluminum Finish  
Frosted Glass



Brushed Stainless Finish  
Clear Glass



Brushed Stainless Finish  
Frosted Glass



Black Powder Coat Finish  
Clear Glass



Black Powder Coat Finish  
Frosted Glass



**DESIGNER TIP:**

Add interest and elevate your design with Aluminum Frame Door Accents.

**C Choice™ Series**

# FINISH OPTIONS

## COLOR BY NUMBER

Bring your creative vision to life with the Kemper® Color by Number Program.

Includes any color in the Sherwin William's® and Benjamin Moore® paint families. Color by Number gives you thousands of choices to create your unique space.



### DESIGNER TIP:

92% of designers agree clients want more colors in cabinetry to make their space their own.\*

\* MLLC 2024 Kitchen Trends Survey

Shown: Huck Maple Benjamin Moore  
Honey Hut Paint, Choice™ Series



### DESIGNER TIP:

Prior to making a final decision, be sure to view the finish you select in your home in the lighting that your cabinets will experience and at different times of day. This will ensure you make a confident choice.



# FINISH OPTIONS

## JUST THE RIGHT FINISH.

Stark white is out, and warm finishes are in. Think cozy, soft, and natural. Rooms wrapped in the warmth of wood tones and creamy warm whites, like accessible beige, are highly sought after.

Looking for the perfect tone to add warmth to your space? Collaborate with your designer to discover the ideal warm Kemper® finish.

Shown Clockwise: Choice™ Series  
 Huck Maple Marcona and Steam Paint  
 Butler Maple Seal Stain and Maritime Paint  
 Billings Maple Brightest White Paint  
 Amstead Maple Icy Avalanche Paint  
 Huck Maple Marcona Paint



## CUE THE COLOR.

Looking beyond white? You can go bold or add classic neutrals to define your design. Or opt for a dynamic two-tone design to create dimension. The two-tone concept can be done with two paint finishes or a paint and a stain.

These are some of our favorite finish combinations to inspire you!



Maritime Paint & Morel Stain



Steam Paint & Marcona Paint



Benjamin Moore Ticonderoga Taupe 992 Paint & Boardwalk Stain

Please refer to door samples for a true representation of finish color. This printed guide cannot be considered color accurate.















# Paints and Laminates

Available on species as indicated. See your designer for exclusions.













Species and finish offering differs in each Series.

- C Choice™ Series**   C Cherry   M Maple   R Rustic Alder
- E Echo™ Series**   D MDF   O Oak   L Laminate
- H Rustic Hickory   P Painted Hardwood   PureStyle™





















## PAINTS\* AND LAMINATES

 Brightest White C D M	 White C D M E P L P	 Steam C D M E P L P	 Coconut C D M E P L P	 Marcona C D M E P	 Icy Avalanche C D M E P L P
 Cloud C D M E P L P	 Moonstone C D M E P L P	 Retreat C D M E P	 Foxhall Green C D M	 Maritime C D M E P L P	 Regatta C Coming Soon E P
 Black C D M O E P	 Color By Number C D M				

## PAINTS WITH PENNED GLAZES\*

 Brightest White with Amaretto Crème C D M	 Brightest White with Charcoal C D M	 White with Amaretto Crème C D M E P	 White with Charcoal C D M	 Steam with Amaretto Crème C D M E P	 Steam with Charcoal C D M
 Brightest White with Grey Stone C D M	 Brightest White with Toasted Almond C D M	 White with Grey Stone C D M E P	 White with Toasted Almond C D M	 Steam with Grey Stone C D M E P	 Steam with Toasted Almond C D M

## PAINTS WITH PENNED GLAZES\*

 Coconut with Amaretto Crème C D M E P	 Coconut with Charcoal C D M	 Marcona with Amaretto Crème C D M E P	 Marcona with Charcoal C D M	 Icy Avalanche with Amaretto Crème C D M E P	 Icy Avalanche with Charcoal C D M
 Coconut with Grey Stone C D M E P	 Coconut with Toasted Almond C D M	 Marcona with Grey Stone C D M E P	 Marcona with Toasted Almond C D M	 Icy Avalanche with Grey Stone C D M E P	 Icy Avalanche with Toasted Almond C D M
 Cloud with Amaretto Crème C D M E P	 Cloud with Charcoal C D M	 Retreat with Amaretto Crème C D M E P	 Retreat with Charcoal C D M		
 Cloud with Grey Stone C D M E P	 Cloud with Toasted Almond C D M	 Retreat with Grey Stone C D M E P	 Retreat with Toasted Almond C D M		

\* The door and/or drawer front center panel on Maple painted doors may be constructed of Medium Density Fiberboard (MDF), except on the Lynnville door style, or when Heirlooming is specified.
















# STAINS

Available on species as indicated. See your designer for exclusions.

























Species and finish offering differs in each Series.

- C Choice™ Series**    C Cherry    M Maple    R Rustic Alder
- E Echo™ Series**    D MDF    O Oak    L Laminate
- H Rustic Hickory    P Painted Hardwood    PureStyle™







## STAINS




 Natural C C H M O R E M O	 Coastline C C H M O R E C M O	 Buckskin C C H M O R E C M O	 Boardwalk C C H M O R	 Morel C C H M O R E C M O	 Seal C C H M O R
 Sahara C C H M O R E C M O	 Light C C H O	 Cattail C C H M O R	 Kanga C C H M O R E C M O	 Colt C C H M O R E C M O	
 Tundra C C H M O R	 Thatch C C H M O R E C M O	 Titanium C C H M O R E C M O	 Chocolate C C M O R E C M O		

## STAINS WITH PENNED GLAZES

 Buckskin with Amaretto Crème C C H M R E M	 Buckskin with Charcoal C C H M R	 Buckskin with Toasted Almond C C H M R	 Boardwalk with Amaretto Crème C C H M R	 Boardwalk with Charcoal C C H M R	 Boardwalk with Toasted Almond C C H M R
 Morel with Amaretto Crème C C H M R E M	 Morel with Charcoal C C H M R	 Morel with Toasted Almond C C H M R	 Sahara with Amaretto Crème C C H M R E M	 Sahara with Charcoal C C H M R	 Sahara with Toasted Almond C C H M R
 Kanga with Amaretto Crème C C H M R E M	 Kanga with Charcoal C C H M R	 Kanga with Toasted Almond C C H M R	 Cattail with Amaretto Crème C C H M R	 Cattail with Charcoal C C H M R	 Cattail with Toasted Almond C C H M R
 Colt with Amaretto Crème C C H M R E M	 Colt with Charcoal C C H M R	 Colt with Toasted Almond C C H M R	 Tundra with Amaretto Crème C C H M R	 Tundra with Charcoal C C H M R	 Tundra with Toasted Almond C C H M R

## STAINS WITH PENNED GLAZES

 Natural with Amaretto Crème C C H M R E M	 Natural with Charcoal C C H M R	 Natural with Toasted Almond C C H M R	 Coastline with Amaretto Crème C C H M O R E M	 Coastline with Charcoal C C H M O R	 Coastline with Toasted Almond C C H M O R
---	---	---	--	---	---

 Thatch with Amaretto Crème C C H M R E M	 Thatch with Charcoal C C H M R	 Thatch with Toasted Almond C C H M R
---	--	--


# Sheen



# Heirlooming

Finishing techniques are a great way to give your cabinets a unique look. Heirlooming adds dimension and interest to your cabinets.

Over-sanded edges and profiles expose the underlying wood to create a naturally aged appearance, lending depth and character.



### MATTE SHEEN\*

*(Top portion of door)*

Our low sheen top coat is less reflective and absorbs more light, resulting in a softer, more muted look. Available on all stains and glazed stains. Not available on paints or glazed paints.

\* Matte is only available in Choice™ Series

### SATIN SHEEN

*(Lower portion of door)*

Our timeless original top coat features a moderate sheen which is reflective without being too glossy. Available on all stains, glazed stains, paints and glazed paints.

Shown Top: Huck Maple Buckskin Stain, Satin Sheen.

Shown Left: Marimac Maple Thatch, Seal, Buckskin and Coastline Stain



### DESIGNER TIP:

Accessorize your cabinetry with personal touches like these furniture-inspired feet. See more accessory options on page 30.



Shown: Craftsman Foot Black Paint

## Echo Series

Kemper® Echo Series offers PureStyle for those looking for the beauty of a paint finish with added durability.

The PureStyle wrapped door and drawer front design solution delivers crisp, clean details and a durable, paint-like finish. The added benefits of color consistency paired with the resistance to scratching, fading and surface water mean PureStyle delivers fashion without the fuss.



### CLEANS BEAUTIFULLY.

A clean cloth dampened with a solution of 5% dish soap and 95% water is all it takes to clean PureStyle cabinetry. Dry with a clean, soft cloth.

### FULL OVERLAY DOOR STYLES



**Marimac**  
5-Piece Drawer Front



**Marimac**  
Slab Drawer Front



**Larsen**  
5-Piece Drawer Front



**Larsen**  
Slab Drawer Front



**Willowby**  
5-Piece Drawer Front



**Billings**  
5-Piece Drawer Front

### PARTIAL OVERLAY DOOR STYLES



**Antrim**  
5-Piece Drawer Front



**Antrim**  
Slab Drawer Front



**Logan**  
5-Piece Drawer Front

### EXCEPTIONAL FINISH.

PureStyle features color consistency without the unpredictable variability often seen by various wood types. The surface regularity of PureStyle results in a fashionable, clean-lined aesthetic.





**DESIGNER TIP:**

Looking to add a little extra something to your design? Consider a modern, high gloss finish or a grain texture with Kemper® specialty laminates.



# Full Overlay Specialty Styles

Species and finish offering differs in each Series.

- C Choice™ Series    C Cherry    M Maple    R Rustic Alder
- E Echo™ Series    D MDF    O Oak    L Laminate
- H Rustic Hickory    P Painted Hardwood    P PureStyle™



**Taro**  
Slab Drawer Front  
C L  
High Gloss White



**Troxel**  
Slab Drawer Front  
C L  
Arctic  
Obsidian



**Genova**  
Slab Drawer Front  
C L  
Icy Avalanche Linea Nightfall  
Antler  
Wharf  
Elk  
Gunstock



**Shafer**  
5-Piece Drawer Front  
C P  
Icy Avalanche Linea Nightfall  
Elk  
Gunstock

## HIGH GLOSS LAMINATE



High Gloss White  
C L

High Gloss White is available with Matching or Metallic edgebanding.



Matching




Metallic

## WOOD GRAIN LAMINATES



Icy Avalanche Linea Nightfall  
C L P



Antler  
C L

## TEXTURED WOOD GRAIN LAMINATES




Arctic  
C L




Wharf  
C L



Elk  
C L P



Gunstock  
C L P



Obsidian  
C L

# Organizational Overhaul

Who couldn't use a little help keeping life better organized? Tucked inside Kemper® cabinets are a multitude of organizational options just waiting to tidy your Tupperware® and make sense of your mess. With so many Kemper Storage Solutions™ options to choose from, you can select the right combination for your personal needs. After all, cabinet organization is more than storage – it's peace of mind.

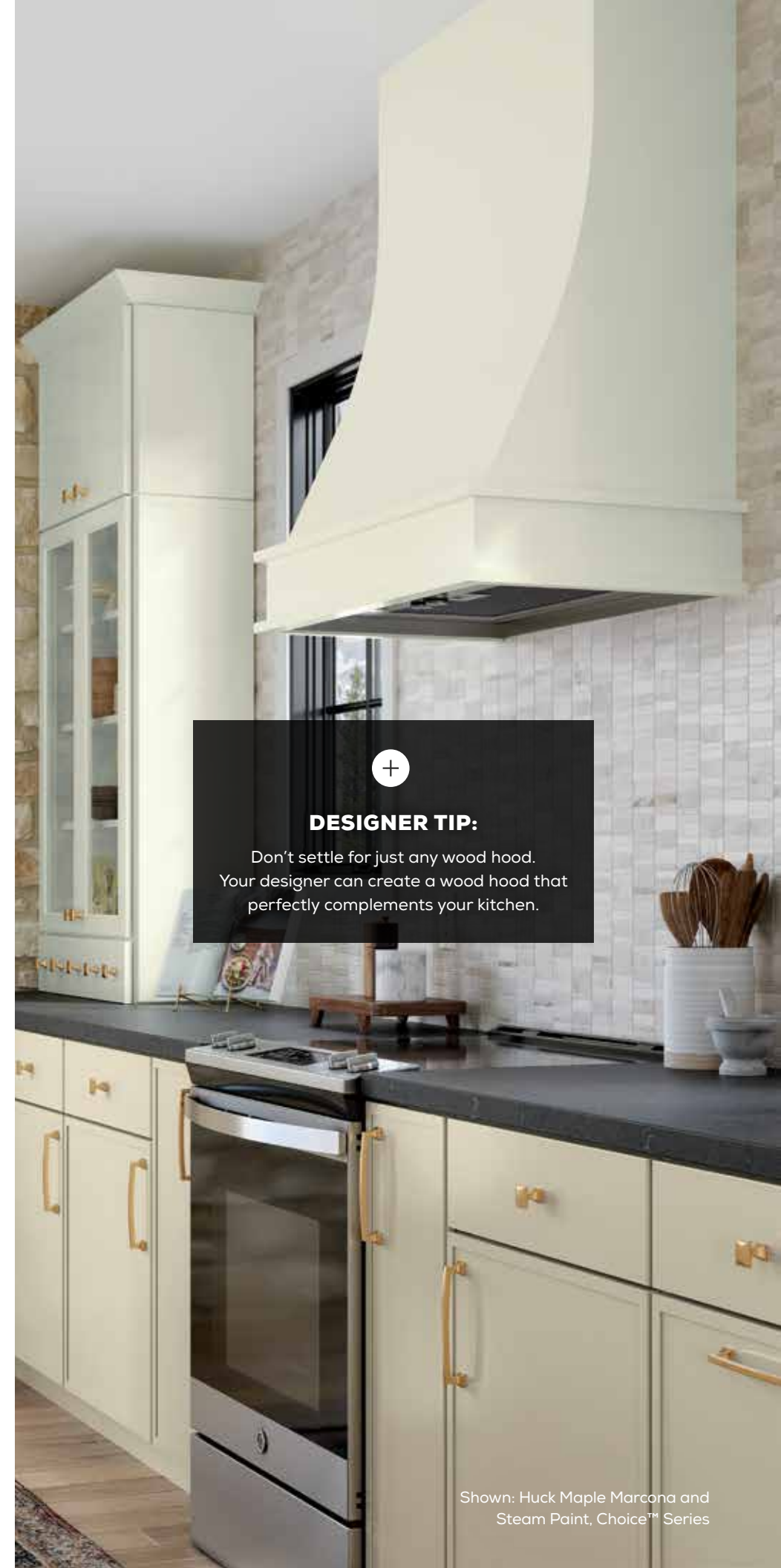
- A** SuperCabinet™
- B** EZ-Org™ Modular Pull-out Racks
- C** Wall Refrigerator Pull-out
- D** Biometric Security Drawer
- E** Wood Tiered Cutlery Divider Drawer
- F** Base Wastebasket
- G** Base Utensil Pantry Pull-out
- H** Base Corner Curved Pull-out
- I** Base Pots and Pans Pull-out
- J** Lazy Susan Pull-out
- K** Base Roll Trays
- L** Base with Roll-out Tray Divider
- M** Utility Organizer Drop Zone



# Wood Hoods

A trend with staying power, wood hoods top many kitchen remodel must-have lists. Whether built-in to seamlessly integrate with cabinetry or designed to stand out as a showpiece, Kemper® makes wood hoods for every kitchen.

- A** Waterfall Wood Hood
- B** Craftsman Straight Wood Hood
- C** Signature Mantel
- D** Linear Tapered Wood Hood
- E** Artisan Straight Wood Hood
- F** Classic Square Wood Hood
- G** Straight Batten Wood Hood
- H** Tapered Wood Hood
- I** Simple Tapered Wood Hood
- J** Shiplap Tapered Wood Hood
- K** Canopy Square Wood Hood



+

**DESIGNER TIP:**  
 Don't settle for just any wood hood.  
 Your designer can create a wood hood that  
 perfectly complements your kitchen.

# Accessories

Design is in the details, which is why Kemper® offers an endless array of options to make your kitchen uniquely yours. Don't overlook the power of the small elements in the overall look of your room. You'll find even more options online at kempercabinets.com.

- A** Floating Shelf
- B** Finger Pull Hardware
- C** Compact Drawer Outlet
- D** Power Pod
- E** Madeline Foot
- F** Rain Glass Insert
- G** Straight Angle Crown Moulding



## ENJOY THE JOURNEY



by using the Kemper start-to-finish overview of designing your new room. As always, your designer is here to walk alongside you, offer guidance and help deliver your vision.

## VISIT KEMPERCABINETS.COM



for more information and inspiration.

### LOCK IN YOUR STYLE.

- Browse magazines and websites such as Houzz and Pinterest to select images that reflect your design style.
- Save your favorite door styles, finishes and organizational cabinets and specialty products on the Kemper website.

### ASSESS AND DESIGN.

- Obtain accurate measurements for your new space.
- Meet with your kitchen designer to work on design options and layouts.
- Consider your other design components: flooring, countertop, backsplash, lighting, faucets, appliances, wall color, and hardware.
- Develop a budget for your new space.

### PLACE YOUR CABINET ORDER.

- Secure an installer if your designer is not doing this for you.
- Use this time to prepare meals ahead of time and set up a temporary kitchen space if you are undergoing a remodel.
- Determine tasks to be completed before your cabinets arrive. Be sure to complete everything you need to complete, such as flooring installation, before your cabinets arrive.

### ENJOY YOUR SPACE.

- Review the care and cleaning information. Discover how to touch up your cabinets.
- Learn how to make adjustments to your cabinet door hinges and drawer guides.
- Enjoy!

## Quality Craftsmanship

### PROTECTION FOR YOUR INVESTMENT

No matter which series you choose, Kemper® provides the best quality cabinet at every price point, all backed by a limited lifetime warranty from the #1 cabinetry manufacturer in the industry.



LIMITED  
LIFETIME  
WARRANTY



Part of the  
MasterBrand®  
Family

Kemper® is a subsidiary of MasterBrand Cabinets®, an industry leader that comprises a breadth of quality cabinet brands. Since 1926, the MasterBrand Cabinets family has earned its reputation as one of America's top cabinetmakers, and Kemper has helped MasterBrand achieve this. Beautiful. Functional. Durable. These are the defining qualities of Kemper.

## Standard Construction

This traditional cabinetry construction features a 1-1/2" wide face frame behind the door and drawer front. Regardless of the door style chosen, a portion of the frame will be visible when the doors and drawers are closed. Available on all Full Overlay and Partial Overlay door styles.

### CABINET BOX

- Top and Bottom: 3/8" Thick furniture board
- Sides: 1/2" Thick furniture board
- Back: 3/8" Thick furniture board

### CABINET EXTERIOR

- Sides: matching laminate\*
- Wall cabinet top/bottom: Natural Maple laminate
- Back: unfinished

### CABINET INTERIOR

Natural Maple laminate

### DRAWERS

Four-sided, dovetailed, clear-coated hardwood with full extension, soft-close

### HINGES

Fully concealed, 6-way adjustable hinge with soft-close

### I-BEAM BRACES

3/8" Thick furniture board

### ADJUSTABLE SHELF

3/4" Thick furniture board with Natural Maple laminate and PVC edgebanding

### TOEKICK

Unfinished furniture board; field-applied Toeboard required



## ALL-PLYWOOD\*\* CONSTRUCTION UPGRADE AVAILABLE

Ask your designer about construction upgrade options.

\* Exteriors are laminate that match the color of the face frame, with the exception of Color By Number.  
\*\* All-plywood components meet ANSI/HPVA HP-1 standards, and may contain MDF or particleboard.

# KEMPER®

Deep Roots. High Expectations.™

 **ECHO™ SERIES**  
Framed Value Semi-Custom Cabinetry

 **CHOICE™ SERIES**  
Framed Semi-Custom Cabinetry

 **EMERGE™ SERIES**  
Premium Semi-Custom Cabinetry

Share your design with us by tagging us  
on social with #KemperCabinets.



Styles, product availability and construction may vary slightly from those shown in this book due to material availability and/or design evolution. Specifications are subject to change without notice. Customer service is available if your design requires verification of product availability and specifications.

Product photography and illustrations have been reproduced as accurately as printing technologies permit. To ensure highest satisfaction, we strongly recommend you view an actual sample for best color, wood grain and finish representation.

**Kemper® has a Limited Lifetime Warranty.**

For terms and conditions, please visit: <https://www.kempercabinets.com/warranty>



[kempercabinets.com](https://www.kempercabinets.com)  
#KemperCabinets  
© 2025 MasterBrand Cabinets LLC  
All rights reserved.

EAST  
1172049940  
2025-03/MOS/15M