

Hydrokit Water Resistant Sealing



New Zealand

Hydrokit

Hydrokit is a high-quality waterproof, transparent and elastic one-component joint sealant (based on silicones).

- Ideal for watertight sealing of connection joints between skirting boards, walls, toe kicks, sanitary fixtures and sanitary appliances.
- Perfect for watertight sealing of trim profiles.
- Perfect solution for Godfrey Hirst flooring ranges.
- In general: excellent adhesion to laminate, timber, aluminum (profiles), MDF, melamine, PVC.
- UV-resistant: maintains adhesion and consistency in UV-light.
- Perimeter sealing to prevent gaps at the wall/floor interface.
- Kitchen, Integrated Laundry and Powder Room applications to provide protection to areas with a 1.5 m perimeter of a sanitary fixture and sanitary appliance.
- Bathroom, Laundries and Toilets will require sealant application to the entire floor perimeter and where the floor joins baths, tubs, sinks, sanitary fixtures and sanitary alliances to prevent water penetration to concealed spaces.

Please take care when using Hydrokit flexible sealant and use only as required in Wet Area room applications. Whilst the product is flexible, over use, through other areas of the home will restrict laminate floors ability to move with seasonal change and will void the product warranty.

Please refer to detailed drawings below for application.



Sealant Tube (460793)
Characteristics
Permanent elasticity, easy to apply, water resistant, neutral, low odor and non-corrosive. Frost free: resistant to temperatures between -60° and +180°C (Internal use only).
Usage
12 m/tube (joint 0.5 x 0.5 cm)
Storage life
Shelf life min. 15 months after production date (refer to batch code) if stored unopened in a cool dry place.

Compressive Foam Rod (460795)

Expanded Foam

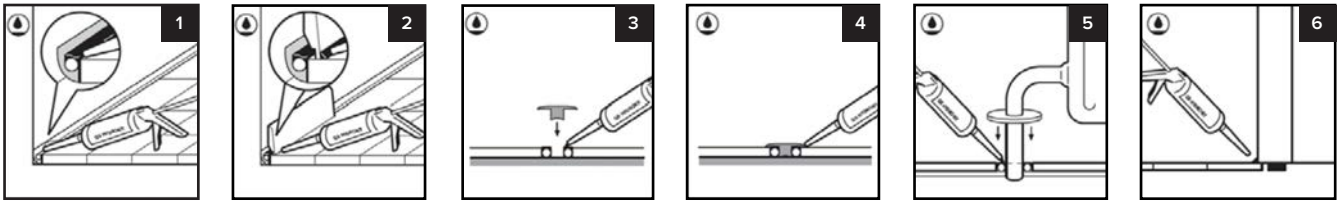
Use expanded foam to close the expansion gap and avoid excessive use of Hydrokit.



Hydrokit Water Resistant Sealing

Installation Instructions

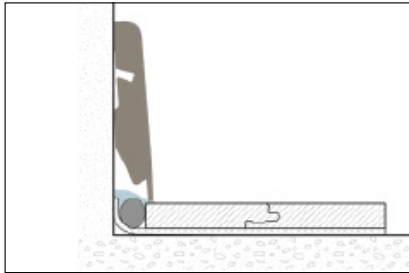
- Apply Hydrokit using a caulk gun on a clean, dry, dust-free and grease-free surface; then smooth with a putty knife.
- The Hydrokit should preferably be applied at temperatures between +5°C and +30°C.
- Maximum expansion of 25%.
- Please ensure all wet area room treatments have an expansion trim installed at all doorway interfaces.



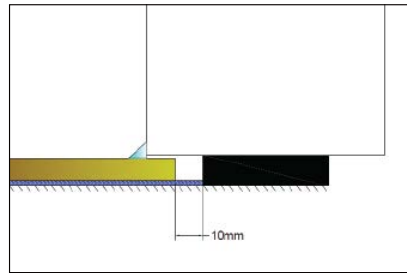
Applications for Expanded Foam and Hydrokit Sealant:

Please see detailed drawings of different profile treatments

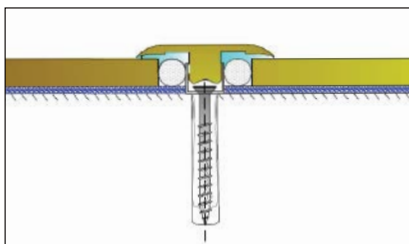
Wall Base



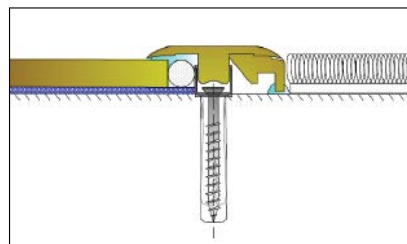
Door Frame



Expansion T Section



Expansion End Section



Expansion End Section

