



**BOARD OF DIRECTORS  
REGULAR MEETING**

**TROPHY CLUB MUNICIPAL UTILITY DISTRICT NO. 1  
100 MUNICIPAL DRIVE  
TROPHY CLUB, TEXAS 76262**

**THE PRESIDING OFFICER WILL BE PHYSICALLY PRESENT, AND MEMBERS OF THE PUBLIC MAY ATTEND, AT THE FOLLOWING LOCATION:**

**100 MUNICIPAL DRIVE  
TROPHY CLUB, TEXAS 76262**

---

June 20 , 2022

6:30 P.M.

Svore Municipal Boardroom

---

**REGULAR MEETING AGENDA PACKET**

**CALL TO ORDER AND ANNOUNCE A QUORUM**

**WORKSHOP SESSION**

1. Receive update regarding District Emergency Planning efforts.
2. New Director Orientation by District Legal Counsel relating to Texas laws and legal requirements governing conduct and affairs of the Board of Directors of the District.

**CITIZEN COMMENTS**

*This is an opportunity for citizens to address the Board on any matter whether or not it is posted on the agenda. The Board is not permitted to take action on or discuss any comments made to the Board at this time concerning an item not listed on the agenda. The Board will hear comments on specific agenda items prior to the Board addressing those items. You may speak up to four (4) minutes or the time limit determined by the President or presiding officer. To speak during this item, you must complete the Speaker’s form that includes the topic(s) of your statement. Citizen Comments should be limited to matters over which the Board has authority.*

**REPORTS & UPDATES**

3. Staff Reports
  - a. Capital Improvement Projects
  - b. Water Operations Report
  - c. Wastewater System Reports
  - d. Finance Reports

[attachments: Staff Reports](#)

**CONSENT AGENDA**

*All matters listed as Consent Agenda are considered to be routine by the Board of Directors and will be enacted by one motion. There will not be a separate discussion of these items. If discussion is desired, that*

*item will be removed from the consent agenda and will be considered separately.*

4. Consider and act to approve the Consent Agenda.
  - a. May 2022 Combined Financials
  - b. May 17, 2022 Regular Meeting Minutes

[attachments: May 2022 Combined Financials](#)

[May 17, 2022 Regular Meeting Minutes](#)

#### **REGULAR SESSION**

5. Discussion and update regarding request for American Rescue Plan Act (ARPA) funds for infrastructure improvement projects.
6. Consider and act to appoint two directors to the Budget committee.

[attachment: Staff Report](#)

7. Consider and act to appoint two directors to the Audit committee.

[attachment: Staff Report](#)

8. Discussion and possible action regarding board meeting dates and times.

#### **EXECUTIVE SESSION**

9. Pursuant to Section 551.071 of the Texas Open Meetings Act, the Board may consult with its attorney in Executive Session on a matter in which the duty of the attorney to the Governmental Body under the Disciplinary Rules of Professional Conduct of the State Bar of Texas clearly conflicts with the Open Meetings Act or to seek advice of counsel on legal matters involving pending or contemplated litigation or settlement offers:
  - a. Consult with legal counsel concerning *Trophy Club Municipal Utility District No. 1 v. Acadia Services, LLC*, In the District Court of Tarrant County, 141st Judicial District (Cause No. 141-299351-18).
  - b. Consult with legal counsel concerning the Strategic Partnership Committee and potential joint strategic planning with the Town of Trophy Club.
  - c. Consult with legal counsel concerning electioneering and political signs on fire department property.

#### **REGULAR SESSION**

10. Consider and act regarding items discussed in Executive Session.
11. Discussion and possible action relating to the Strategic Partnership Committee and Strategic Planning Initiatives with the Town of Trophy Club, including possible action relating to appointment of member(s) to, and future activities of, the Strategic Planning Committee.

12. Items for future agendas:

13. Set future Meeting dates – July 18, 2022

[attachment: meeting calendar](#)

**\*THE BOARD RESERVES THE RIGHT TO ADJOURN INTO EXECUTIVE SESSION AT ANY TIME DURING THE MEETING PURSUANT TO THE APPLICABLE SECTION OF SUBCHAPTER D, CHAPTER 551, TEXAS GOVERNMENT CODE, THE TEXAS OPEN MEETINGS ACT, WITH RESPECT TO ANY ITEM ON THE AGENDA. NO FINAL ACTION, DECISION OR VOTE WILL BE TAKEN ON ANY SUBJECT OR MATTER IN EXECUTIVE SESSION. THIS NOTICE MODIFIES THE DISTRICT'S PRIOR PRACTICE OF SPECIFICALLY IDENTIFYING ALL AGENDA ITEMS TO BE DISCUSSED IN EXECUTIVE SESSION.**

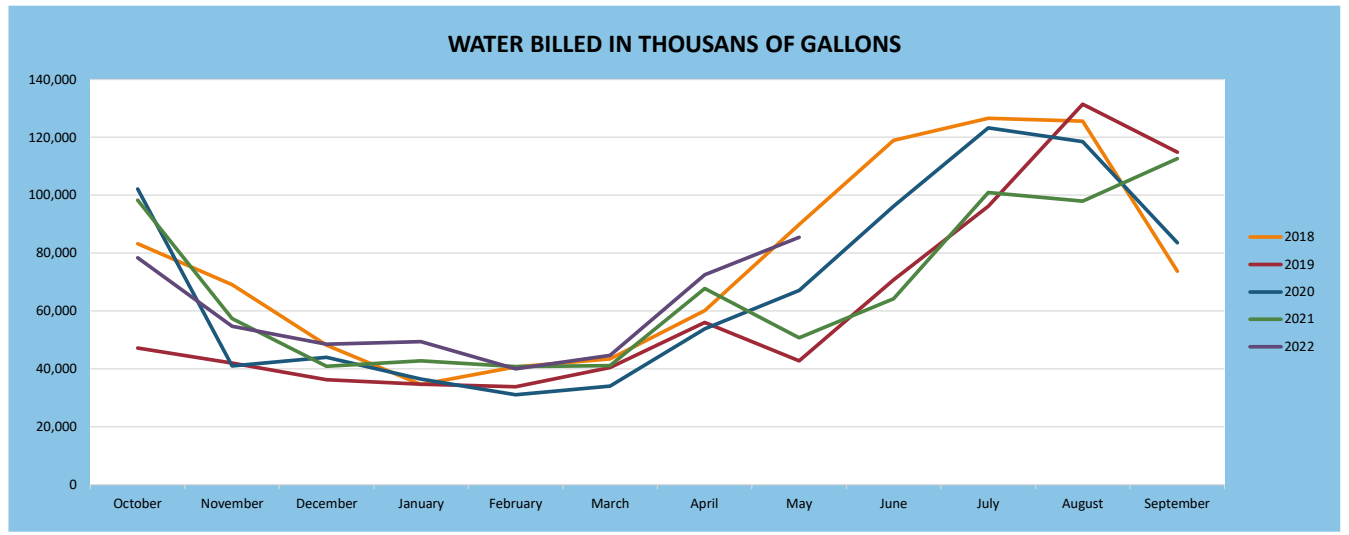
**ADJOURN**

THE STATE OF TEXAS §  
COUNTIES OF DENTON AND TARRANT §

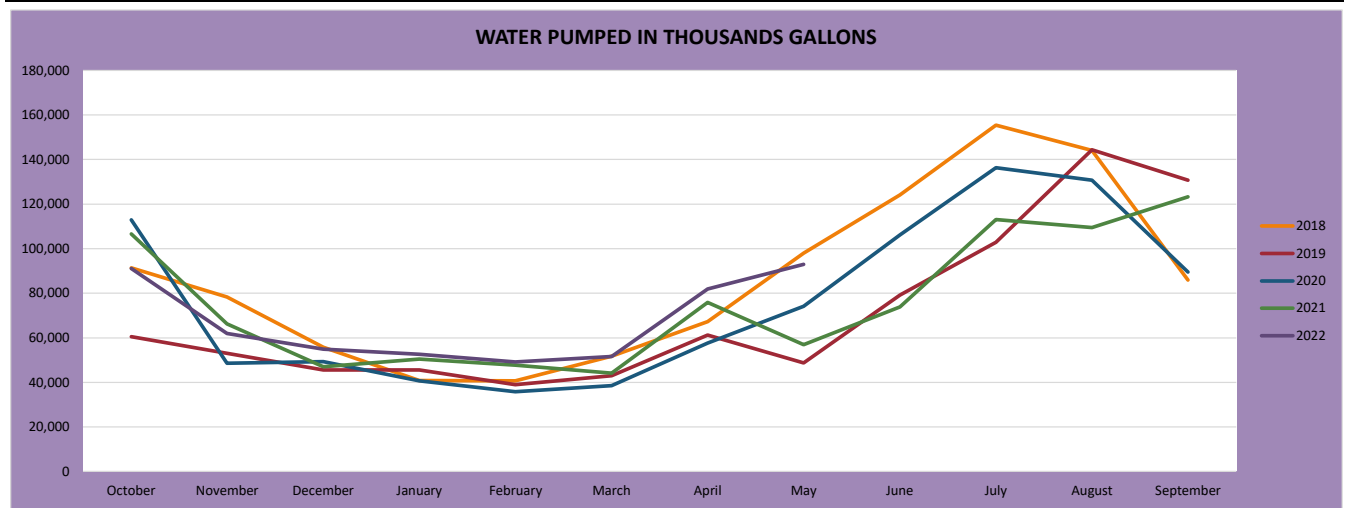
THIS NOTICE CERTIFIES THAT BY 6:30 P.M. ON FRIDAY, JUNE 17, 2022, THE AGENDA OF TROPHY CLUB MUNICIPAL UTILITY DISTRICT NO. 1, BOARD OF DIRECTORS REGULAR MEETING TO BE HELD ON MONDAY, JUNE 20, 2022, AT 6:30 P.M., WAS POSTED ON THE FRONT WINDOW OF TROPHY CLUB MUNICIPAL UTILITY DISTRICT NO. 1 ADMINISTRATION BUILDING, 100 MUNICIPAL DRIVE, TROPHY CLUB, TEXAS, WHICH IS A PLACE CONVENIENT TO THE PUBLIC AND WITHIN THE BOUNDARIES OF THE DISTRICT AND NOTIFICATION WAS POSTED TO THE DISTRICT WEBSITE, IN ACCORDANCE WITH SECTION 49.063 OF THE WATER CODE AND SECTION 551.054 OF THE TEXAS GOVERNMENT CODE, AS AMENDED.

## Monthly Water Operations Report

| Water Billed |         |          |          |         |          |        |        |        |         |         |         |           |            |
|--------------|---------|----------|----------|---------|----------|--------|--------|--------|---------|---------|---------|-----------|------------|
| FY           | October | November | December | January | February | March  | April  | May    | June    | July    | August  | September | Total Year |
| 2013         | 85,488  | 75,251   | 48,527   | 39,601  | 34,450   | 43,137 | 56,947 | 76,542 | 85,312  | 110,072 | 130,945 | 114,497   | 900,769    |
| 2014         | 82,660  | 48,813   | 34,482   | 39,767  | 37,085   | 54,794 | 66,337 | 84,384 | 99,240  | 92,913  | 113,135 | 110,873   | 864,483    |
| 2015         | 90,994  | 58,986   | 49,607   | 36,162  | 38,776   | 30,566 | 46,543 | 39,576 | 60,731  | 100,622 | 139,441 | 123,886   | 815,890    |
| 2016         | 108,951 | 41,936   | 39,028   | 39,622  | 44,551   | 49,498 | 55,181 | 50,827 | 65,390  | 115,687 | 119,611 | 98,945    | 829,227    |
| 2017         | 74,785  | 68,638   | 38,580   | 33,028  | 38,380   | 60,841 | 56,683 | 86,794 | 98,864  | 95,355  | 104,303 | 99,541    | 855,792    |
| 2018         | 83,228  | 69,099   | 48,144   | 34,592  | 40,658   | 43,411 | 60,079 | 89,802 | 118,899 | 126,588 | 125,531 | 73,735    | 913,766    |
| 2019         | 47,193  | 41,933   | 36,244   | 34,604  | 33,740   | 40,421 | 55,970 | 42,773 | 70,747  | 96,174  | 131,472 | 114,784   | 746,055    |
| 2020         | 102,150 | 40,988   | 43,946   | 36,418  | 31,000   | 34,047 | 53,755 | 67,030 | 96,195  | 123,309 | 118,522 | 83,570    | 830,930    |
| 2021         | 98,232  | 57,380   | 40,841   | 42,725  | 40,786   | 41,078 | 67,776 | 50,736 | 64,195  | 100,853 | 97,864  | 112,674   | 815,140    |
| 2022         | 78,390  | 54,635   | 48,488   | 49,322  | 40,021   | 44,588 | 72,448 | 85,474 |         |         |         |           | 473,366    |



| Water Pumped |         |          |          |         |          |        |        |        |         |         |         |           |            |
|--------------|---------|----------|----------|---------|----------|--------|--------|--------|---------|---------|---------|-----------|------------|
| FY           | October | November | December | January | February | March  | April  | May    | June    | July    | August  | September | Total Year |
| 2013         | 85,966  | 77,758   | 55,110   | 39,283  | 37,867   | 56,743 | 60,969 | 87,168 | 96,602  | 119,414 | 145,988 | 120,342   | 983,210    |
| 2014         | 81,909  | 51,769   | 39,769   | 48,758  | 42,395   | 61,100 | 71,283 | 96,481 | 95,206  | 110,173 | 123,369 | 115,607   | 937,819    |
| 2015         | 106,251 | 67,825   | 58,659   | 45,691  | 39,675   | 35,752 | 56,704 | 48,637 | 72,934  | 117,302 | 143,413 | 142,394   | 935,237    |
| 2016         | 106,731 | 52,616   | 43,708   | 46,945  | 50,721   | 55,178 | 60,434 | 55,562 | 68,138  | 112,533 | 128,963 | 104,664   | 886,193    |
| 2017         | 82,677  | 77,937   | 43,792   | 43,207  | 43,024   | 69,549 | 65,723 | 94,452 | 103,867 | 101,184 | 114,872 | 109,769   | 950,053    |
| 2018         | 91,439  | 78,282   | 55,745   | 40,796  | 40,750   | 51,711 | 67,217 | 97,980 | 124,109 | 155,354 | 144,015 | 85,946    | 1,033,344  |
| 2019         | 60,576  | 53,119   | 45,651   | 45,552  | 39,014   | 43,048 | 61,238 | 48,787 | 79,167  | 102,887 | 144,299 | 130,752   | 854,090    |
| 2020         | 112,971 | 48,627   | 49,384   | 40,726  | 35,749   | 38,576 | 57,714 | 74,153 | 106,219 | 136,306 | 130,721 | 89,514    | 920,660    |
| 2021         | 106,660 | 66,304   | 46,962   | 50,538  | 47,733   | 44,191 | 75,866 | 56,985 | 73,907  | 113,015 | 109,492 | 123,206   | 914,859    |
| 2022         | 91,078  | 61,928   | 54,930   | 52,679  | 49,094   | 51,606 | 81,977 | 92,915 |         |         |         |           | 536,207    |

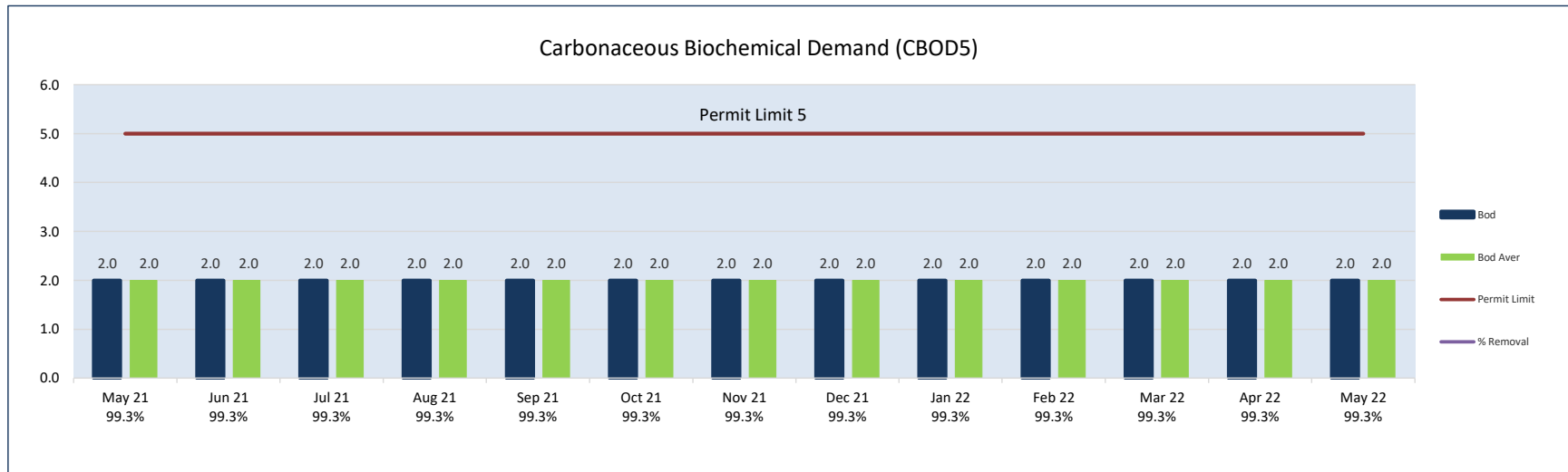
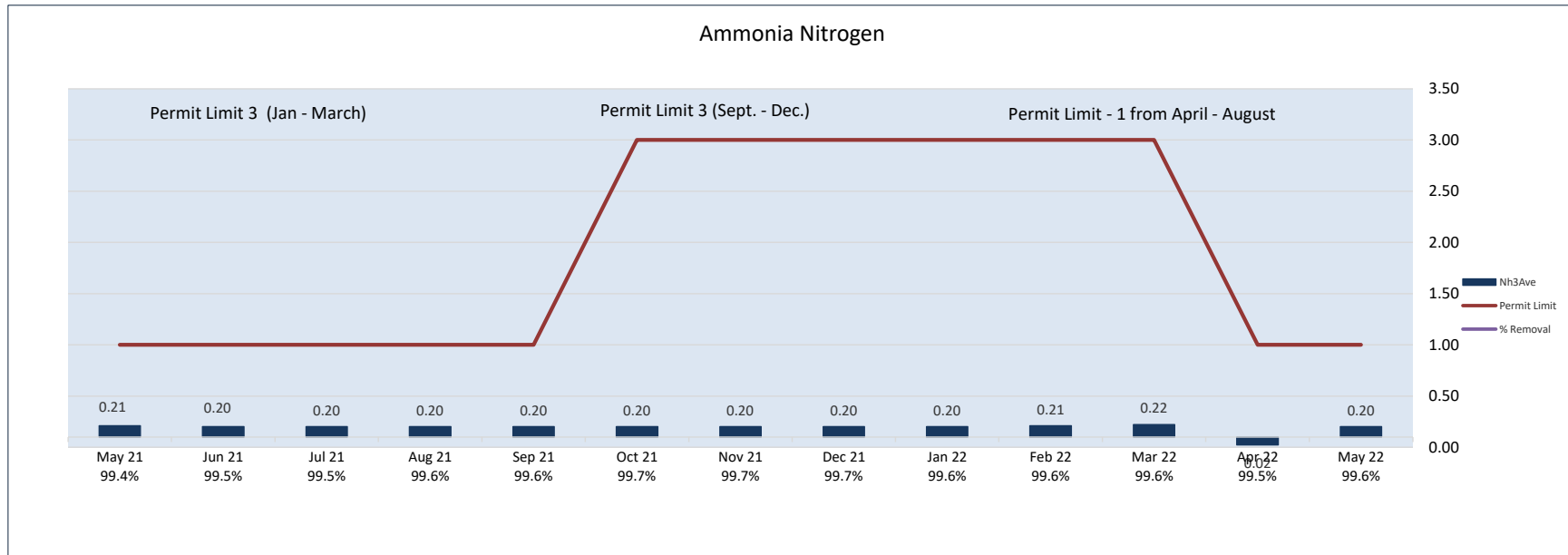


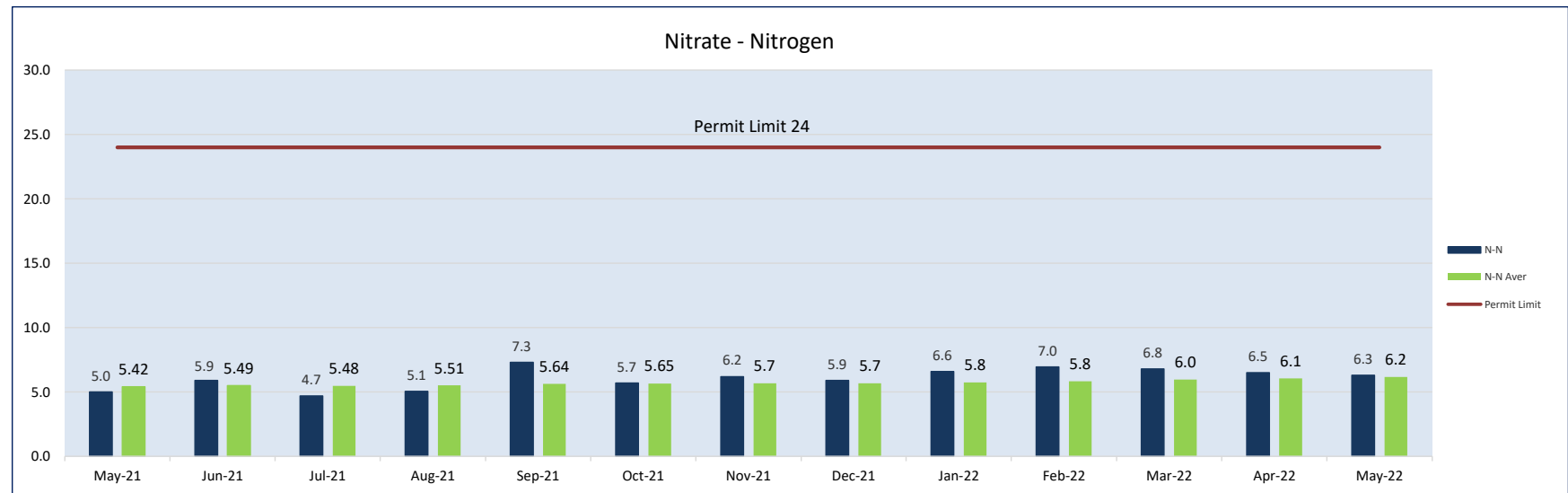
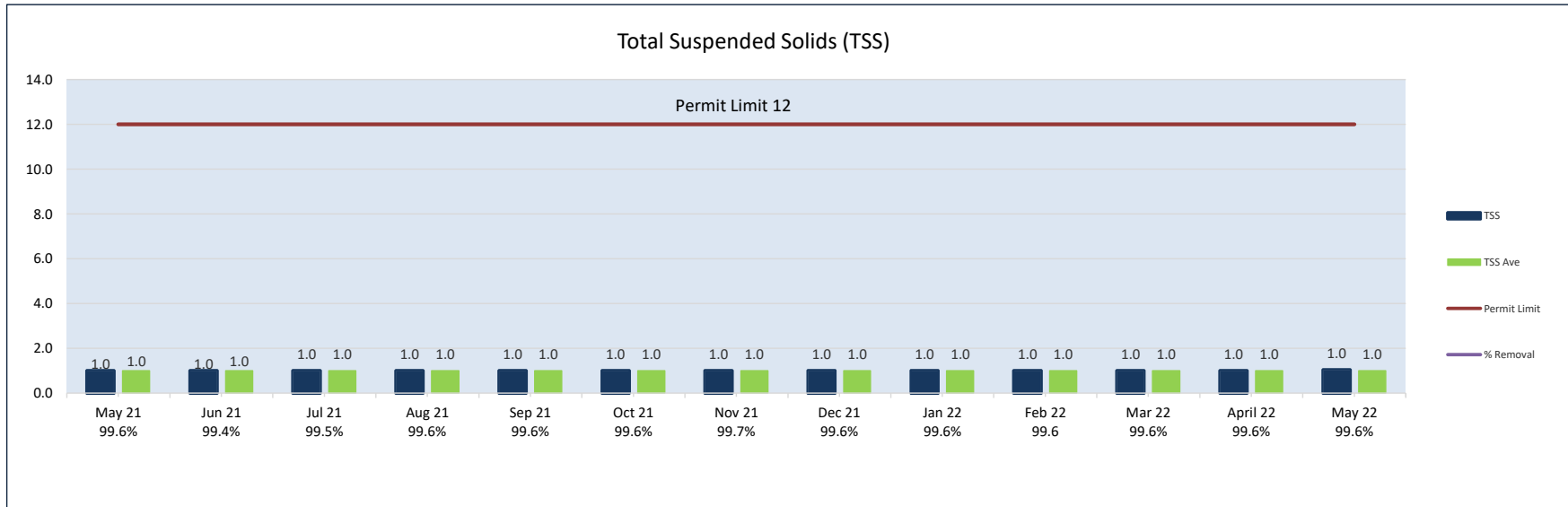
| Active Connections |         |          |          |         |          |       |       |      |      |      |        |           |  |
|--------------------|---------|----------|----------|---------|----------|-------|-------|------|------|------|--------|-----------|--|
| FY                 | October | November | December | January | February | March | April | May  | June | July | August | September |  |
| 2017 Total         | 4644    | 4647     | 4661     | 4657    | 4663     | 4666  | 4670  | 4676 | 4685 | 4690 | 4696   | 4700      |  |
| 2018 Total         | 4701    | 4706     | 4712     | 4716    | 4720     | 4724  | 4724  | 4728 | 4732 | 4735 | 4736   | 4738      |  |
| 2019 Total         | 4741    | 4743     | 4745     | 4753    | 4753     | 4758  | 4761  | 4762 | 4768 | 4770 | 4773   | 4782      |  |
| 2020 Total         | 4795    | 4796     | 4797     | 4797    | 4807     | 4807  | 4816  | 4817 | 4830 | 4836 | 4836   | 4837      |  |
| 2021 Total         | 4837    | 4837     | 4837     | 4837    | 4837     | 4837  | 4837  | 4837 | 4839 | 4841 | 4841   | 4840      |  |
| 2021 MUD           | 3393    | 3393     | 3393     | 3393    | 3393     | 3393  | 3393  | 3393 | 3395 | 3397 | 3397   | 3396      |  |
| 2021 PID           | 1444    | 1444     | 1444     | 1444    | 1444     | 1444  | 1444  | 1444 | 1444 | 1444 | 1444   | 1444      |  |
| 2022 Total         | 4841    | 4841     | 4841     | 4841    | 4844     | 4845  | 4843  | 4843 |      |      |        |           |  |
| 2022 MUD           | 3397    | 3398     | 3398     | 3398    | 3401     | 3402  | 3400  | 3400 |      |      |        |           |  |
| 2022 PID           | 1444    | 1443     | 1443     | 1443    | 1443     | 1443  | 1443  | 1443 |      |      |        |           |  |

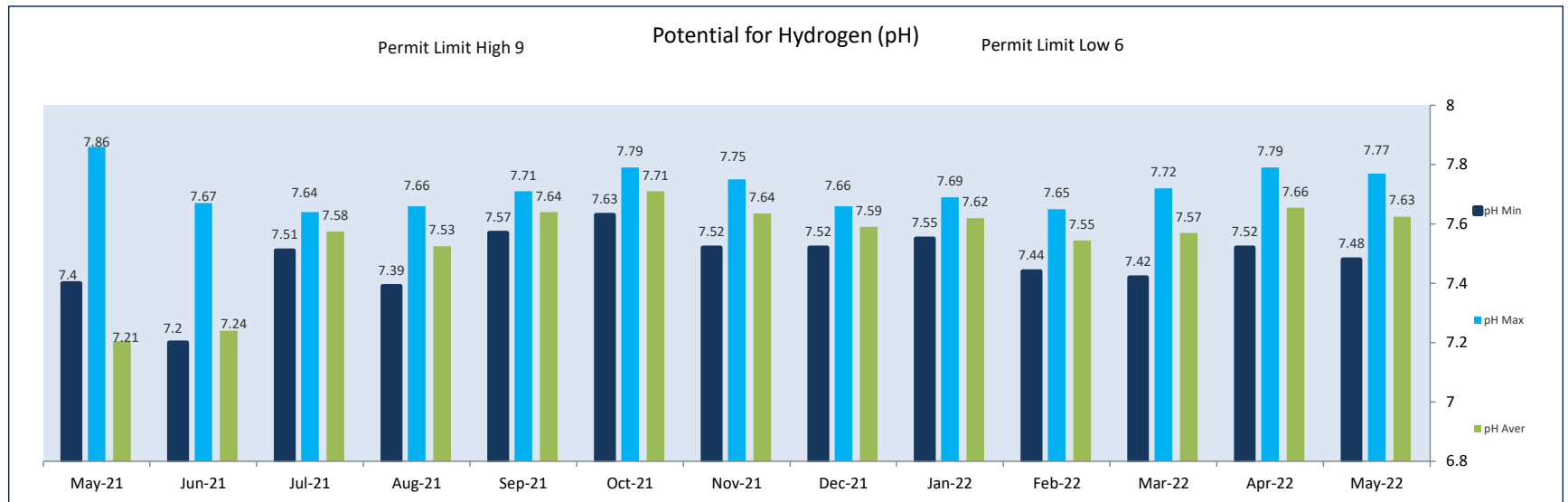
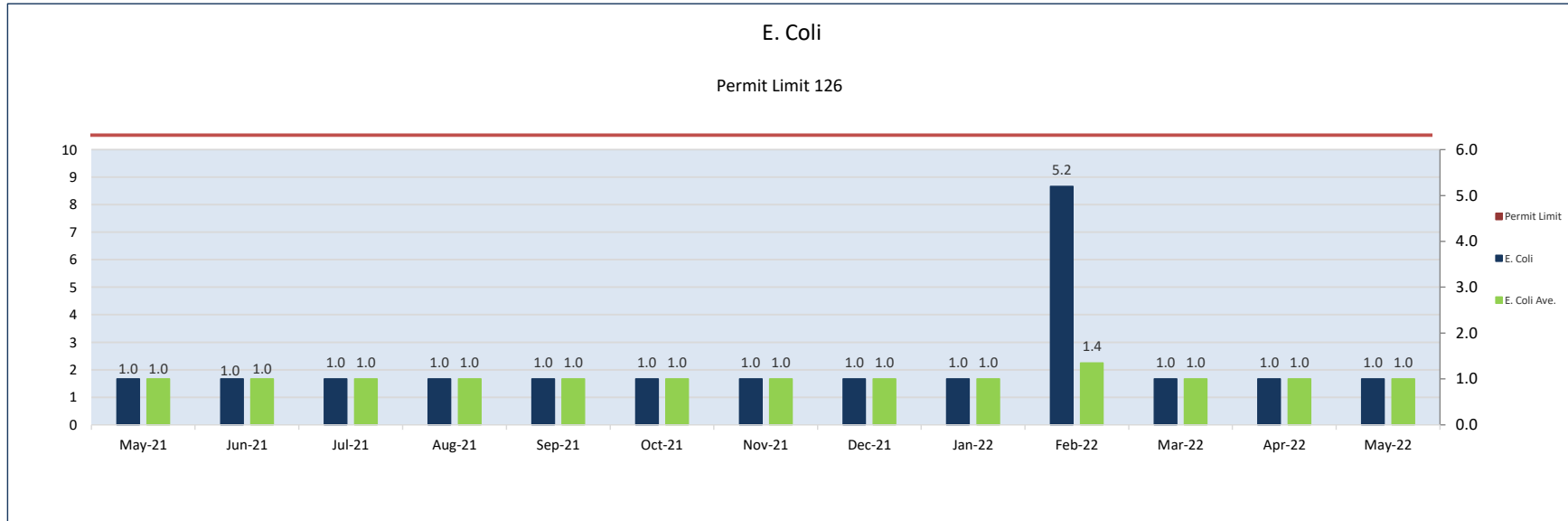
### May 2022 Results

| Date   | Ammonia-N |          | % Removal | CBOD5    |          | % Removal | TSS      |          | % Removal |
|--------|-----------|----------|-----------|----------|----------|-----------|----------|----------|-----------|
|        | Influent  | Effluent |           | Influent | Effluent |           | Influent | Effluent |           |
| 3-May  | 37.5      | 0.20     | 99.5%     | 288      | 2.0      | 99.3%     | 340      | 1.0      | 99.7%     |
| 4-May  | 52.5      | 0.20     | 99.6%     | 299      | 2.0      | 99.3%     | 307      | 1.0      | 99.7%     |
|        |           |          |           |          |          |           |          |          |           |
| 9-May  | 39.5      | 0.20     | 99.5%     | 286      | 2.0      | 99.3%     | 330      | 1.0      | 99.7%     |
| 12-May | 39.5      | 0.20     | 99.5%     | 295      | 2.0      | 99.3%     | 244      | 1.0      | 99.6%     |
|        |           |          |           |          |          |           |          |          |           |
| 16-May | 47.0      | 0.20     | 99.6%     | 289      | 2.0      | 99.3%     | 298      | 1.0      | 99.7%     |
| 18-May | 54.5      | 0.20     | 99.6%     | 293      | 2.0      | 99.3%     | 300      | 1.0      | 99.7%     |
|        |           |          |           |          |          |           |          |          |           |
| 24-May | 52.0      | 0.20     | 99.6%     | 459      | 2.0      | 99.6%     | 198      | 1.0      | 99.5%     |
| 26-May | 44.2      | 0.20     | 99.5%     | 276      | 2.0      | 99.3%     | 260      | 1.3      | 99.5%     |
|        |           |          |           |          |          |           |          |          |           |

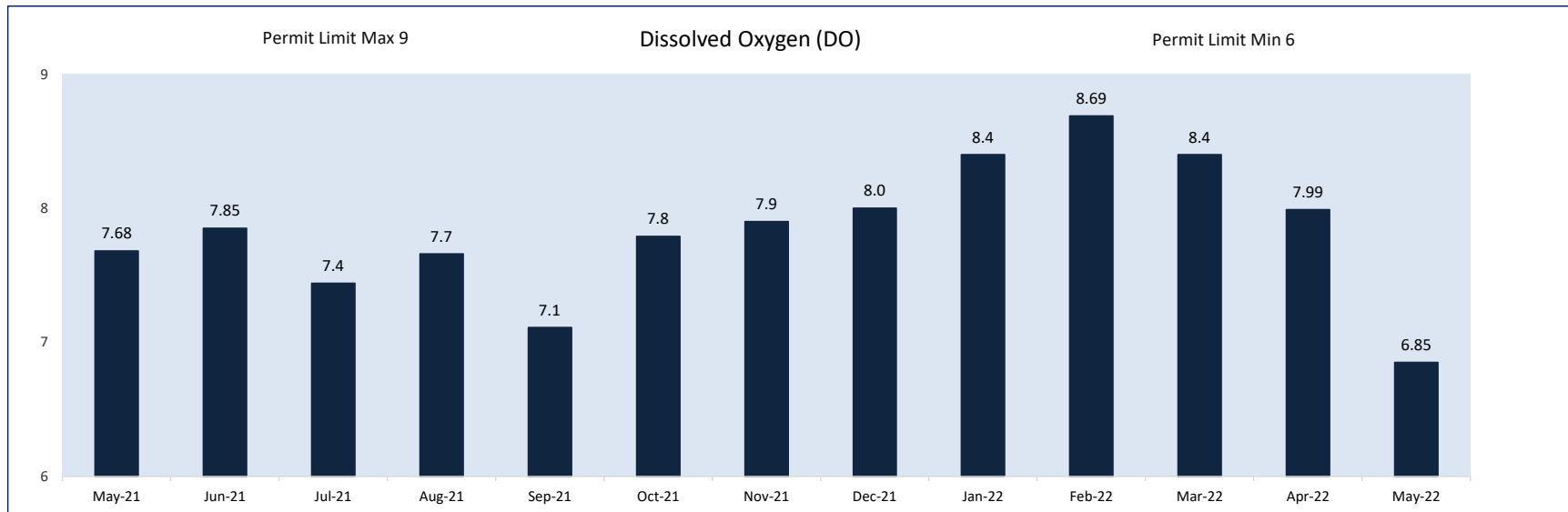
| Report | Ammonia-N |      | CBOD5 |     | TSS   |     |
|--------|-----------|------|-------|-----|-------|-----|
|        |           | 0.20 | 99.6% | 2.0 | 99.3% | 1.0 |











Begin Date: 05/01/2022 End Date: 05/31/2022

From Amt:

AP Checks For Date/Amount Range  
.00 To Amt: 99,999,999.99

| Vendor Number          | Vendor Name                | Invoice Number | Invoice Date | Inv Stat | Dept No | Account Number    | Description                   | Line Item Value | Check Number | Check Date |
|------------------------|----------------------------|----------------|--------------|----------|---------|-------------------|-------------------------------|-----------------|--------------|------------|
| 2772                   | ALLIED Waste Industries    | 0615-001316778 | 04/30/22     | P        | 20      | 135-55125-020-000 | Dumpster Services             | 11,364.30       | 8486         | 05/10/22   |
| Totals for Check: 8486 |                            |                |              |          |         |                   |                               | 11,364.30       |              |            |
| 3127                   | ALLIED WELDING SUPPLY, INC | 303326         | 12/31/21     | P        | 10      | 135-55080-010-000 | Maintenance & Repairs         | 42.00           | 8487         | 05/10/22   |
| 3127                   | ALLIED WELDING SUPPLY, INC | 3043019        | 04/01/22     | P        | 10      | 135-55080-010-000 | Maintenance & Repairs         | 42.00           | 8487         | 05/10/22   |
| Totals for Check: 8487 |                            |                |              |          |         |                   |                               | 84.00           |              |            |
| 1500                   | AMERICAN WATER WORKS ASSOC | 7002011671     | 03/27/22     | P        | 10      | 135-60066-010-000 | Publications/Books/Subscripts | 875.00          | 8488         | 05/10/22   |
| Totals for Check: 8488 |                            |                |              |          |         |                   |                               | 875.00          |              |            |
| 2794                   | Core Construction Services | 04292022       | 04/29/22     | P        | 10      | 135-69005-010-000 | Capital Outlays               | 37,013.00       | 8489         | 05/10/22   |
| Totals for Check: 8489 |                            |                |              |          |         |                   |                               | 37,013.00       |              |            |
| 3193                   | COMPUPAY, INC.             | PR00757        | 996 05/13/22 | P        |         | 135-21313-000-000 | Cafe 125-Medical Reimb        | 287.50          | 8490         | 05/10/22   |
| Totals for Check: 8490 |                            |                |              |          |         |                   |                               | 287.50          |              |            |
| 3217                   | Data Management Inc.       | 181195         | 04/29/22     | P        | 30      | 135-55030-030-000 | Software & Support            | 1,555.68        | 8491         | 05/10/22   |
| Totals for Check: 8491 |                            |                |              |          |         |                   |                               | 1,555.68        |              |            |
| 3184                   | DATAPROSE LLC              | DP2201494      | 04/30/22     | P        | 30      | 135-60035-030-000 | Postage                       | 1,769.50        | 8492         | 05/10/22   |
| 3184                   | DATAPROSE LLC              | DP2201494      | 04/30/22     | P        | 30      | 135-55205-030-000 | Utility Billing Contract      | 608.31          | 8492         | 05/10/22   |
| Totals for Check: 8492 |                            |                |              |          |         |                   |                               | 2,377.81        |              |            |
| 1026                   | FEDERAL EXPRESS CORP       | 7-672-29803    | 02/24/22     | P        | 30      | 135-60035-030-000 | Postage                       | 35.91           | 8493         | 05/10/22   |
| Totals for Check: 8493 |                            |                |              |          |         |                   |                               | 35.91           |              |            |
| 2606                   | Fiserv Solutions, LLC      | 90013091       | 05/03/22     | P        | 30      | 135-60040-030-000 | Service Charges & Fees        | 50.00           | 8494         | 05/10/22   |
| Totals for Check: 8494 |                            |                |              |          |         |                   |                               | 50.00           |              |            |
| 2796                   | Garver                     | 21W05181-6     | 04/29/22     | P        | 20      | 135-69005-020-000 | Capital Outlays               | 2,223.75        | 8495         | 05/10/22   |
| Totals for Check: 8495 |                            |                |              |          |         |                   |                               | 2,223.75        |              |            |
| 2635                   | Halff Associates, INC      | 10071974       | 04/24/22     | P        | 10      | 135-69005-010-000 | Capital Outlays               | 4,000.00        | 8496         | 05/10/22   |
| 2635                   | Halff Associates, INC      | 10071963       | 04/24/22     | P        | 10      | 520-69005-010-000 | Capital Outlays               | 1,246.57        | 8496         | 05/10/22   |
| 2635                   | Halff Associates, INC      | 1072209        | 04/30/22     | P        | 30      | 135-55030-030-000 | Software & Support            | 141.84          | 8496         | 05/10/22   |
| 2635                   | Halff Associates, INC      | 10072210       | 04/30/22     | P        | 30      | 135-55030-030-000 | Software & Support            | 5,200.00        | 8496         | 05/10/22   |
| Totals for Check: 8496 |                            |                |              |          |         |                   |                               | 10,588.41       |              |            |
| 2635                   | Halff Associates, INC.     | 10071967       | 04/24/22     | P        | 10      | 135-69005-010-000 | Capital Outlays               | 1,525.00        | 8497         | 05/10/22   |
| Totals for Check: 8497 |                            |                |              |          |         |                   |                               | 1,525.00        |              |            |
| 1372                   | HACH COMPANY               | 13003116       | 04/26/22     | P        | 20      | 135-65045-020-000 | Lab Supplies                  | 294.38          | 8498         | 05/10/22   |
| Totals for Check: 8498 |                            |                |              |          |         |                   |                               | 294.38          |              |            |
| 3124                   | IRS Tax Payment            | PR00757        | 996 05/13/22 | P        |         | 135-21302-000-000 | FMH Taxes                     | 4,992.02        | 8499         | 05/10/22   |
| 3124                   | IRS Tax Payment            | PR00757        | 996 05/13/22 | P        |         | 135-21303-000-000 | Social Security Taxes         | 5,812.26        | 8499         | 05/10/22   |
| 3124                   | IRS Tax Payment            | PR00757        | 996 05/13/22 | P        |         | 135-21304-000-000 | Medicare Taxes                | 1,359.32        | 8499         | 05/10/22   |

Begin Date: 05/01/2022 End Date: 05/31/2022

From Amt:

AP Checks For Date/Amount Range .00 To Amt: 99,999,999.99

| Vendor Number          | Vendor Name               | Invoice Number | Invoice Date | Inv Stat | Dept No | Account Number    | Description           | Line Item Value | Check Number | Check Date |
|------------------------|---------------------------|----------------|--------------|----------|---------|-------------------|-----------------------|-----------------|--------------|------------|
| Totals for Check: 8499 |                           |                |              |          |         |                   |                       | 12,163.60       |              |            |
| 2783                   | JJ HVAC LLC               | 2218           | 05/09/22     | P        | 10      | 135-55080-010-000 | Maintenance & Repairs | 350.00          | 8500         | 05/10/22   |
| Totals for Check: 8500 |                           |                |              |          |         |                   |                       | 350.00          |              |            |
| 2943                   | JPMORGAN CHASE BANK NA    | 04262022       | 04/26/22     | P        |         | 135-20060-000-000 | Procurement Clearing  | 4,301.69        | 8501         | 05/10/22   |
| Totals for Check: 8501 |                           |                |              |          |         |                   |                       | 4,301.69        |              |            |
| 3195                   | LOU'S GLOVES INCORPORATED | 048609         | 04/25/22     | P        | 20      | 135-55080-020-000 | Maintenance & Repairs | 311.60          | 8502         | 05/10/22   |
| Totals for Check: 8502 |                           |                |              |          |         |                   |                       | 311.60          |              |            |
| 2790                   | M-Co Construction, Inc    | PAY APP 7      | 04/29/22     | P        | 10      | 520-69005-010-000 | Capital Outlays       | 119,821.27      | 8503         | 05/10/22   |
| Totals for Check: 8503 |                           |                |              |          |         |                   |                       | 119,821.27      |              |            |
| 2643                   | McLean & Howard, L.L.P.   | 04302022       | 04/30/22     | P        | 39      | 135-55045-039-000 | Legal                 | 617.50          | 8504         | 05/10/22   |
| Totals for Check: 8504 |                           |                |              |          |         |                   |                       | 617.50          |              |            |
| 2392                   | MICKEY D CARSON DBA/NUSCO | 411221         | 05/04/22     | P        | 20      | 135-65031-020-000 | Chemicals Collections | 5,555.00        | 8505         | 05/10/22   |
| Totals for Check: 8505 |                           |                |              |          |         |                   |                       | 5,555.00        |              |            |
| 1063                   | NAPA AUTO PARTS           | 230328541      | 03/15/22     | P        | 20      | 135-55080-020-000 | Maintenance & Repairs | 160.88          | 8506         | 05/10/22   |
| Totals for Check: 8506 |                           |                |              |          |         |                   |                       | 160.88          |              |            |
| 3111                   | North Texas Groundwater   | 17429          | 03/31/22     | P        | 10      | 135-60135-010-000 | TCEQ Fees & Permits   | 3,175.40        | 8507         | 05/10/22   |
| Totals for Check: 8507 |                           |                |              |          |         |                   |                       | 3,175.40        |              |            |
| 1056                   | OFFICE DEPOT, INC         | 241230721001   | 04/28/22     | P        | 30      | 135-65085-030-000 | Office Supplies       | 505.07          | 8508         | 05/10/22   |
| 1056                   | OFFICE DEPOT, INC         | 240926414001   | 04/27/22     | P        | 30      | 135-65095-030-000 | Maintenance Supplies  | 12.29           | 8508         | 05/10/22   |
| 1056                   | OFFICE DEPOT, INC         | 24091718001    | 04/26/22     | P        | 30      | 135-65085-030-000 | Office Supplies       | 222.26          | 8508         | 05/10/22   |
| 1056                   | OFFICE DEPOT, INC         | 24091718001    | 04/26/22     | P        | 30      | 135-65095-030-000 | Maintenance Supplies  | 650.41          | 8508         | 05/10/22   |
| Totals for Check: 8508 |                           |                |              |          |         |                   |                       | 1,390.03        |              |            |
| 2713                   | OpenGov, Inc              | 7282           | 05/10/22     | P        | 30      | 135-55030-030-000 | Software & Support    | 595.00          | 8509         | 05/10/22   |
| Totals for Check: 8509 |                           |                |              |          |         |                   |                       | 595.00          |              |            |
| 3156                   | OXIDOR LABORATORIES LLC   | 22040441       | 04/26/22     | P        | 20      | 135-60135-020-000 | TCEQ Fees & Permits   | 3,000.00        | 8510         | 05/10/22   |
| Totals for Check: 8510 |                           |                |              |          |         |                   |                       | 3,000.00        |              |            |
| 3156                   | OXIDOR LABORATORIES LLC   | 22040531       | 04/28/22     | P        | 20      | 135-55135-020-000 | Lab Analysis          | 408.00          | 8511         | 05/10/22   |
| Totals for Check: 8511 |                           |                |              |          |         |                   |                       | 408.00          |              |            |
| 3156                   | OXIDOR LABORATORIES LLC   | 22040554       | 04/22/22     | P        | 20      | 135-55135-020-000 | Lab Analysis          | 290.40          | 8512         | 05/10/22   |
| Totals for Check: 8512 |                           |                |              |          |         |                   |                       | 290.40          |              |            |
| 3156                   | OXIDOR LABORATORIES LLC   | 22050025       | 05/02/22     | P        | 20      | 135-55135-020-000 | Lab Analysis          | 408.00          | 8513         | 05/10/22   |
| Totals for Check: 8513 |                           |                |              |          |         |                   |                       | 408.00          |              |            |

Begin Date: 05/01/2022 End Date: 05/31/2022

From Amt:

AP Checks For Date/Amount Range .00 To Amt: 99,999,999.99

| Vendor Number     | Vendor Name                    | Invoice Number | Invoice Date | Inv Stat | Dept No | Account Number    | Description                   | Line Item Value | Check Number | Check Date |
|-------------------|--------------------------------|----------------|--------------|----------|---------|-------------------|-------------------------------|-----------------|--------------|------------|
| 2801              | Pipeline Analysis LLC          | 21-567-003     | 04/30/22     | P        | 20      | 135-55081-020-000 | Mainten & Repairs Collections | 48,537.55       | 8514         | 05/10/22   |
| Totals for Check: |                                | 8514           |              |          |         |                   |                               | 48,537.55       |              |            |
| 2719              | Precision Pump Systems         | 1011209        | 04/26/22     | P        | 20      | 135-55080-020-000 | Maintenance & Repairs         | 150.00          | 8515         | 05/10/22   |
| 2719              | Precision Pump Systems         | 1011215        | 04/26/22     | P        | 20      | 135-55081-020-000 | Mainten & Repairs Collections | 1,025.00        | 8515         | 05/10/22   |
| Totals for Check: |                                | 8515           |              |          |         |                   |                               | 1,175.00        |              |            |
| 2789              | Relevant Solutions             | 3144918        | 04/19/22     | P        | 20      | 135-55080-020-000 | Maintenance & Repairs         | 740.31          | 8516         | 05/10/22   |
| Totals for Check: |                                | 8516           |              |          |         |                   |                               | 740.31          |              |            |
| 3176              | REY-MAR CONSTRUCTION           | TC162022       | 04/28/22     | P        | 10      | 135-55080-010-000 | Maintenance & Repairs         | 10,569.00       | 8517         | 05/10/22   |
| 3176              | REY-MAR CONSTRUCTION           | TC1722         | 05/10/22     | P        | 10      | 135-55080-010-000 | Maintenance & Repairs         | 3,456.76        | 8517         | 05/10/22   |
| Totals for Check: |                                | 8517           |              |          |         |                   |                               | 14,025.76       |              |            |
| 3113              | TCDRS                          | PR00747-2      | 04/01/22     | P        |         | 135-21317-000-000 | TCDRS                         | (63.62)         | 8518         | 05/10/22   |
| 3113              | TCDRS                          | PR00757        | 05/13/22     | P        |         | 135-21317-000-000 | TCDRS                         | 8,721.46        | 8518         | 05/10/22   |
| Totals for Check: |                                | 8518           |              |          |         |                   |                               | 8,657.84        |              |            |
| 2696              | Texas Excavation Safety System | 22-07314       | 04/30/22     | P        | 30      | 135-60040-030-000 | Service Charges & Fees        | 339.15          | 8519         | 05/10/22   |
| Totals for Check: |                                | 8519           |              |          |         |                   |                               | 339.15          |              |            |
| 1001              | TOWN OF TROPHY CLUB            | APR REFUSE     | 04/30/22     | P        |         | 135-25040-000-000 | Town-Storm Drainage           | 35,883.06       | 8520         | 05/10/22   |
| 1001              | TOWN OF TROPHY CLUB            | APR REFUSE     | 04/30/22     | P        |         | 135-25000-000-000 | Refuse                        | 80,741.62       | 8520         | 05/10/22   |
| 1001              | TOWN OF TROPHY CLUB            | APR REFUSE     | 04/30/22     | P        |         | 135-25010-000-000 | Refuse Tax                    | 6,671.83        | 8520         | 05/10/22   |
| 1001              | TOWN OF TROPHY CLUB            | 050522         | 05/05/22     | P        | 45      | 122-60337-045-000 | Transfer to Town/Fire Budget  | 74,891.66       | 8520         | 05/10/22   |
| Totals for Check: |                                | 8520           |              |          |         |                   |                               | 198,188.17      |              |            |
| 1081              | TRI COUNTY ELECTRIC            | 24052022       | 04/27/22     | P        | 20      | 135-60020-020-000 | Electricity                   | 548.75          | 8521         | 05/10/22   |
| Totals for Check: |                                | 8521           |              |          |         |                   |                               | 548.75          |              |            |
| 1000              | TROPHY CLUB MUD (WATER BILLS)  | 04/30/2022     | 04/30/22     | P        | 30      | 135-60025-030-000 | Water                         | 376.50          | 8522         | 05/10/22   |
| Totals for Check: |                                | 8522           |              |          |         |                   |                               | 376.50          |              |            |
| 2798              | Tyler Technologies, Inc        | 025-377682     | 04/27/22     | P        | 30      | 135-69005-030-000 | Capital Outlays               | 3,640.00        | 8523         | 05/10/22   |
| Totals for Check: |                                | 8523           |              |          |         |                   |                               | 3,640.00        |              |            |
| 2690              | Universal Blower Pac, Inc      | 17437          | 04/28/22     | P        | 20      | 135-55080-020-000 | Maintenance & Repairs         | 486.61          | 8524         | 05/10/22   |
| Totals for Check: |                                | 8524           |              |          |         |                   |                               | 486.61          |              |            |
| 1533              | UNDERGROUND INC                | 0112405-IN     | 04/26/22     | P        | 20      | 135-55081-020-000 | Mainten & Repairs Collections | 540.00          | 8525         | 05/10/22   |
| 1533              | UNDERGROUND INC                | 111367-N       | 01/17/22     | P        | 20      | 135-55081-020-000 | Mainten & Repairs Collections | 867.00          | 8525         | 05/10/22   |
| Totals for Check: |                                | 8525           |              |          |         |                   |                               | 1,407.00        |              |            |
| 2634              | Valley Solvent Company, INC    | 85646          | 05/03/22     | P        | 20      | 135-65030-020-000 | Chemicals                     | 1,173.60        | 8526         | 05/10/22   |
| Totals for Check: |                                | 8526           |              |          |         |                   |                               | 1,173.60        |              |            |
| 3280              | WATTS ELLISON LLC              | 29437          | 04/22/22     | P        | 10      | 135-60285-010-000 | Lawn Equipment & Maintenance  | 600.00          | 8527         | 05/10/22   |

Begin Date: 05/01/2022 End Date: 05/31/2022

From Amt:

| Vendor Number          | Vendor Name                    | Invoice Number  | Invoice Date | Inv Stat | Dept No | Account Number    | Description                  | Line Item Value | Check Number | Check Date |
|------------------------|--------------------------------|-----------------|--------------|----------|---------|-------------------|------------------------------|-----------------|--------------|------------|
| 3280                   | WATTS ELLISON LLC              | 29437           | 04/22/22     | P        | 10      | 135-60285-010-000 | Lawn Equipment & Maintenance | 770.00          | 8527         | 05/10/22   |
| 3280                   | WATTS ELLISON LLC              | 29437           | 04/22/22     | P        | 30      | 135-60285-030-000 | Lawn Equipment & Maintenance | 469.67          | 8527         | 05/10/22   |
| Totals for Check: 8527 |                                |                 |              |          |         |                   |                              | 1,839.67        |              |            |
| 998                    | BROOME, MONTIE                 | U0010010026106A | 04/30/22     | P        |         | 135-20050-000-000 | A/P Vendors                  | 90.64           | 8528         | 05/10/22   |
| Totals for Check: 8528 |                                |                 |              |          |         |                   |                              | 90.64           |              |            |
| 998                    | CONIGLIO, MICHAEL              | U0010080662106A | 04/30/22     | P        |         | 135-20050-000-000 | A/P Vendors                  | 119.75          | 8529         | 05/10/22   |
| Totals for Check: 8529 |                                |                 |              |          |         |                   |                              | 119.75          |              |            |
| 998                    | CRAWFORD, GLENDA               | U0020001146203A | 04/30/22     | P        |         | 135-20050-000-000 | A/P Vendors                  | 16.43           | 8530         | 05/10/22   |
| Totals for Check: 8530 |                                |                 |              |          |         |                   |                              | 16.43           |              |            |
| 998                    | DAVIS, LONNIE J                | U0010170004110A | 04/30/22     | P        |         | 135-20050-000-000 | A/P Vendors                  | 50.80           | 8531         | 05/10/22   |
| Totals for Check: 8531 |                                |                 |              |          |         |                   |                              | 50.80           |              |            |
| 998                    | FEKEL, GAIL                    | U0020570034204A | 04/30/22     | P        |         | 135-20050-000-000 | A/P Vendors                  | 29.97           | 8532         | 05/10/22   |
| Totals for Check: 8532 |                                |                 |              |          |         |                   |                              | 29.97           |              |            |
| 998                    | JONES, ERIC                    | U0010180011110A | 04/30/22     | P        |         | 135-20050-000-000 | A/P Vendors                  | 64.97           | 8533         | 05/10/22   |
| Totals for Check: 8533 |                                |                 |              |          |         |                   |                              | 64.97           |              |            |
| 998                    | MICHELSSEN, ELIZABETH & AUSTIN | U0020000968207A | 04/30/22     | P        |         | 135-20050-000-000 | A/P Vendors                  | 125.80          | 8534         | 05/10/22   |
| Totals for Check: 8534 |                                |                 |              |          |         |                   |                              | 125.80          |              |            |
| 998                    | NIEDEREE, BENJAMIN             | U0050090707111A | 04/30/22     | P        |         | 135-20050-000-000 | A/P Vendors                  | 96.27           | 8535         | 05/10/22   |
| Totals for Check: 8535 |                                |                 |              |          |         |                   |                              | 96.27           |              |            |
| 998                    | O'BRIEN, CORI                  | U0010050450116A | 04/30/22     | P        |         | 135-20050-000-000 | A/P Vendors                  | 16.84           | 8536         | 05/10/22   |
| Totals for Check: 8536 |                                |                 |              |          |         |                   |                              | 16.84           |              |            |
| 998                    | OLMOS, JUAN PABLO              | U0020001110210A | 04/30/22     | P        |         | 135-20050-000-000 | A/P Vendors                  | 105.59          | 8537         | 05/10/22   |
| Totals for Check: 8537 |                                |                 |              |          |         |                   |                              | 105.59          |              |            |
| 998                    | OPEN HOUSE TX REALTY           | U0020001164204A | 04/30/22     | P        |         | 135-20050-000-000 | A/P Vendors                  | 40.70           | 8538         | 05/10/22   |
| Totals for Check: 8538 |                                |                 |              |          |         |                   |                              | 40.70           |              |            |
| 998                    | ROZES, KERRY                   | U0010170052107A | 04/30/22     | P        |         | 135-20050-000-000 | A/P Vendors                  | 99.53           | 8539         | 05/10/22   |
| Totals for Check: 8539 |                                |                 |              |          |         |                   |                              | 99.53           |              |            |
| 998                    | SMITH, BYRON                   | U9029010014903A | 04/30/22     | P        |         | 135-20050-000-000 | A/P Vendors                  | 31.32           | 8540         | 05/10/22   |
| Totals for Check: 8540 |                                |                 |              |          |         |                   |                              | 31.32           |              |            |
| 998                    | STEELE, JOHNNIE                | U0020530001202A | 04/30/22     | P        |         | 135-20050-000-000 | A/P Vendors                  | 28.17           | 8541         | 05/10/22   |
| Totals for Check: 8541 |                                |                 |              |          |         |                   |                              | 28.17           |              |            |
| 998                    | THOMPSON, MATTHEW              | U9048030004903A | 04/30/22     | P        |         | 135-20050-000-000 | A/P Vendors                  | 54.34           | 8542         | 05/10/22   |

Begin Date: 05/01/2022 End Date: 05/31/2022

From Amt:

AP Checks For Date/Amount Range .00 To Amt: 99,999,999.99

| Vendor Number          | Vendor Name                     | Invoice Number  | Invoice Date | Inv Stat | Dept No | Account Number    | Description                 | Line Item Value | Check Number | Check Date |
|------------------------|---------------------------------|-----------------|--------------|----------|---------|-------------------|-----------------------------|-----------------|--------------|------------|
| Totals for Check: 8542 |                                 |                 |              |          |         |                   |                             | 54.34           |              |            |
| 998                    | TROPHY REALTORS                 | U0020000850206A | 04/30/22     | P        |         | 135-20050-000-000 | A/P Vendors                 | 33.00           | 8543         | 05/10/22   |
| Totals for Check: 8543 |                                 |                 |              |          |         |                   |                             | 33.00           |              |            |
| 998                    | WALKER, SHARON                  | U0020001126203A | 04/30/22     | P        |         | 135-20050-000-000 | A/P Vendors                 | 23.68           | 8544         | 05/10/22   |
| Totals for Check: 8544 |                                 |                 |              |          |         |                   |                             | 23.68           |              |            |
| 2683                   | Charter Communications          | 0071672050622   | 05/06/22     | P        | 30      | 135-55030-030-000 | Software & Support          | 899.00          | 8545         | 05/17/22   |
| Totals for Check: 8545 |                                 |                 |              |          |         |                   |                             | 899.00          |              |            |
| 2795                   | Griswold Company                | 843325          | 04/22/22     | P        | 10      | 135-55080-010-000 | Maintenance & Repairs       | 20,204.00       | 8546         | 05/17/22   |
| Totals for Check: 8546 |                                 |                 |              |          |         |                   |                             | 20,204.00       |              |            |
| 1834                   | IDEX DISTRIBUTION, INC          | 3105908151      | 05/04/22     | P        | 20      | 135-65045-020-000 | Lab Supplies                | 1,445.85        | 8547         | 05/17/22   |
| Totals for Check: 8547 |                                 |                 |              |          |         |                   |                             | 1,445.85        |              |            |
| 2802                   | Industrial Disposal Supply, LLC | 470164          | 05/10/22     | P        | 20      | 135-55091-020-000 | Veh Maintenance Collections | 1,718.05        | 8548         | 05/17/22   |
| Totals for Check: 8548 |                                 |                 |              |          |         |                   |                             | 1,718.05        |              |            |
| 3278                   | KYOCERA DOCUMENT SOLUTIONS      | 55R1959388      | 05/11/22     | P        | 30      | 135-69170-030-000 | Copier Lease Installments   | 90.14           | 8549         | 05/17/22   |
| Totals for Check: 8549 |                                 |                 |              |          |         |                   |                             | 90.14           |              |            |
| 3216                   | MB Networks                     | 7981            | 05/15/22     | P        | 30      | 135-55030-030-000 | Software & Support          | 522.00          | 8550         | 05/17/22   |
| Totals for Check: 8550 |                                 |                 |              |          |         |                   |                             | 522.00          |              |            |
| 2650                   | McClatchy Company               | 118767          | 04/30/22     | P        | 10      | 135-69005-010-000 | Capital Outlays             | 500.50          | 8551         | 05/17/22   |
| Totals for Check: 8551 |                                 |                 |              |          |         |                   |                             | 500.50          |              |            |
| 1056                   | OFFICE DEPOT, INC               | 2284752493001   | 02/18/22     | P        | 30      | 135-65095-030-000 | Maintenance Supplies        | 43.98           | 8552         | 05/17/22   |
| 1056                   | OFFICE DEPOT, INC               | 2284752493001   | 02/18/22     | P        | 30      | 135-65085-030-000 | Office Supplies             | 10.43           | 8552         | 05/17/22   |
| Totals for Check: 8552 |                                 |                 |              |          |         |                   |                             | 54.41           |              |            |
| 3156                   | OXIDOR LABORATORIES LLC         | 22050115        | 05/05/22     | P        | 20      | 135-55135-020-000 | Lab Analysis                | 290.40          | 8553         | 05/17/22   |
| Totals for Check: 8553 |                                 |                 |              |          |         |                   |                             | 290.40          |              |            |
| 3156                   | OXIDOR LABORATORIES LLC         | 22050185        | 05/11/22     | P        | 20      | 135-55135-020-000 | Lab Analysis                | 408.00          | 8554         | 05/17/22   |
| Totals for Check: 8554 |                                 |                 |              |          |         |                   |                             | 408.00          |              |            |
| 2752                   | R & D Electrical, LLC           | 22065           | 03/11/22     | P        | 30      | 135-55080-030-000 | Maintenance & Repairs       | 1,212.14        | 8555         | 05/17/22   |
| Totals for Check: 8555 |                                 |                 |              |          |         |                   |                             | 1,212.14        |              |            |
| 3176                   | REY-MAR CONSTRUCTION            | TC012021        | 12/13/21     | P        | 20      | 135-55080-020-000 | Maintenance & Repairs       | 1,550.00        | 8556         | 05/17/22   |
| Totals for Check: 8556 |                                 |                 |              |          |         |                   |                             | 1,550.00        |              |            |
| 2806                   | Robert Half International, Inc  | 59864269        | 04/26/22     | P        | 30      | 135-55070-030-000 | Independent Labor           | 786.06          | 8557         | 05/17/22   |
| 2806                   | Robert Half International, Inc  | 59864319        | 04/26/22     | P        | 30      | 135-55070-030-000 | Independent Labor           | 857.52          | 8557         | 05/17/22   |

Begin Date: 05/01/2022 End Date: 05/31/2022

From Amt:

AP Checks For Date/Amount Range .00 To Amt: 99,999,999.99

| Vendor Number          | Vendor Name                    | Invoice Number | Invoice Date | Inv Stat | Dept No | Account Number    | Description                 | Line Item Value | Check Number | Check Date |
|------------------------|--------------------------------|----------------|--------------|----------|---------|-------------------|-----------------------------|-----------------|--------------|------------|
| 2806                   | Robert Half International, Inc | 59892441       | 05/05/22     | P        | 30      | 135-55070-030-000 | Independent Labor           | 957.09          | 8557         | 05/17/22   |
| Totals for Check: 8557 |                                |                |              |          |         |                   |                             | 2,600.67        |              |            |
| 2440                   | TARRANT CTY PUBLIC HEALTH LAB  | 36694          | 04/30/22     | P        | 10      | 135-55135-010-000 | Lab Analysis                | 80.00           | 8558         | 05/17/22   |
| 2440                   | TARRANT CTY PUBLIC HEALTH LAB  | 36693          | 04/30/22     | P        | 10      | 135-55135-010-000 | Lab Analysis                | 200.00          | 8558         | 05/17/22   |
| Totals for Check: 8558 |                                |                |              |          |         |                   |                             | 280.00          |              |            |
| 2798                   | Tyler Technologies, Inc        | 0258-379103    | 05/11/22     | P        | 30      | 135-69005-030-000 | Capital Outlays             | 250.00          | 8559         | 05/17/22   |
| 2798                   | Tyler Technologies, Inc        | 025-378036     | 05/09/22     | P        | 30      | 135-69005-030-000 | Capital Outlays             | 373.75          | 8559         | 05/17/22   |
| Totals for Check: 8559 |                                |                |              |          |         |                   |                             | 623.75          |              |            |
| 2222                   | AFLAC                          | PR00757        | 996 05/13/22 | P        |         | 135-21312-000-000 | Aflac                       | 202.90          | 8560         | 05/25/22   |
| 2222                   | AFLAC                          | PR00758        | 996 05/27/22 | P        |         | 135-21312-000-000 | Aflac                       | 202.90          | 8560         | 05/25/22   |
| Totals for Check: 8560 |                                |                |              |          |         |                   |                             | 405.80          |              |            |
| 3197                   | BenefitMall                    | 06012022       | 05/07/22     | P        | 10      | 135-50029-010-000 | Life Insurance & Other      | 19.00           | 8561         | 05/25/22   |
| 3197                   | BenefitMall                    | 06012022       | 05/07/22     | P        | 20      | 135-50029-020-000 | Life Insurance & Other      | 13.00           | 8561         | 05/25/22   |
| 3197                   | BenefitMall                    | 06012022       | 05/07/22     | P        | 30      | 135-50029-030-000 | Life Insurance & Other      | 24.00           | 8561         | 05/25/22   |
| Totals for Check: 8561 |                                |                |              |          |         |                   |                             | 56.00           |              |            |
| 3241                   | Classic Chevrolet Inc.         | 1897960        | 05/20/22     | P        | 20      | 135-55091-020-000 | Veh Maintenance Collections | 2,616.01        | 8562         | 05/25/22   |
| Totals for Check: 8562 |                                |                |              |          |         |                   |                             | 2,616.01        |              |            |
| 3193                   | COMPUPAY, INC.                 | PR00758        | 996 05/27/22 | P        |         | 135-21313-000-000 | Cafe 125-Medical Reimb      | 287.50          | 8563         | 05/25/22   |
| Totals for Check: 8563 |                                |                |              |          |         |                   |                             | 287.50          |              |            |
| 1737                   | DPC INDUSTRIES, INC            | 767002646-22   | 05/16/22     | P        | 10      | 135-65030-010-000 | Chemicals                   | 1,447.56        | 8564         | 05/25/22   |
| Totals for Check: 8564 |                                |                |              |          |         |                   |                             | 1,447.56        |              |            |
| 1372                   | HACH COMPANY                   | 13030889       | 05/11/22     | P        | 20      | 135-65045-020-000 | Lab Supplies                | 77.14           | 8565         | 05/25/22   |
| 1372                   | HACH COMPANY                   | 13023600       | 05/06/22     | P        | 20      | 135-65045-020-000 | Lab Supplies                | 424.27          | 8565         | 05/25/22   |
| 1372                   | HACH COMPANY                   | 13023420       | 05/06/22     | P        | 10      | 135-65030-010-000 | Chemicals                   | 268.12          | 8565         | 05/25/22   |
| 1372                   | HACH COMPANY                   | 13046966       | 05/19/22     | P        | 20      | 135-65045-020-000 | Lab Supplies                | 51.02           | 8565         | 05/25/22   |
| 1372                   | HACH COMPANY                   | 13041338       | 05/17/22     | P        | 20      | 135-65045-020-000 | Lab Supplies                | 522.98          | 8565         | 05/25/22   |
| Totals for Check: 8565 |                                |                |              |          |         |                   |                             | 1,343.53        |              |            |
| 3076                   | HD SUPPLY FACILITIES MAINT LTD | 18609          | 05/03/22     | P        | 10      | 135-55080-010-000 | Maintenance & Repairs       | 224.76          | 8566         | 05/25/22   |
| Totals for Check: 8566 |                                |                |              |          |         |                   |                             | 224.76          |              |            |
| 2676                   | Humana Inc                     | 155516933      | 05/13/22     | P        |         | 135-21308-000-000 | Dental                      | 1,247.18        | 8567         | 05/25/22   |
| 2676                   | Humana Inc                     | 155516933      | 05/13/22     | P        |         | 135-21309-000-000 | Vision                      | 161.07          | 8567         | 05/25/22   |
| 2676                   | Humana Inc                     | 155516933      | 05/13/22     | P        |         | 135-21311-000-000 | Voluntary Life              | 260.32          | 8567         | 05/25/22   |
| 2676                   | Humana Inc                     | 155516933      | 05/13/22     | P        | 10      | 135-50029-010-000 | Life Insurance & Other      | 159.06          | 8567         | 05/25/22   |
| 2676                   | Humana Inc                     | 155516933      | 05/13/22     | P        | 20      | 135-50029-020-000 | Life Insurance & Other      | 130.35          | 8567         | 05/25/22   |
| 2676                   | Humana Inc                     | 155516933      | 05/13/22     | P        | 30      | 135-50029-030-000 | Life Insurance & Other      | 151.80          | 8567         | 05/25/22   |
| Totals for Check: 8567 |                                |                |              |          |         |                   |                             | 2,109.78        |              |            |

Begin Date: 05/01/2022 End Date: 05/31/2022

From Amt:

AP Checks For Date/Amount Range .00 To Amt: 99,999,999.99

| Vendor Number          | Vendor Name                   | Invoice Number  | Invoice Date | Inv Stat | Dept No | Account Number    | Description                    | Line Item Value | Check Number | Check Date |
|------------------------|-------------------------------|-----------------|--------------|----------|---------|-------------------|--------------------------------|-----------------|--------------|------------|
| 2775                   | HUDSON ENERGY SERVICES, LLC   | S2205200001-000 | 05/20/22     | P        | 10      | 135-60020-010-000 | Electricity                    | 11,126.65       | 8568         | 05/25/22   |
| 2775                   | HUDSON ENERGY SERVICES, LLC   | S2205200001-000 | 05/20/22     | P        | 20      | 135-60020-020-000 | Electricity                    | 13,088.84       | 8568         | 05/25/22   |
| 2775                   | HUDSON ENERGY SERVICES, LLC   | S2205200001-000 | 05/20/22     | P        | 30      | 135-60020-030-000 | Electricity/Gas                | 706.38          | 8568         | 05/25/22   |
| Totals for Check: 8568 |                               |                 |              |          |         |                   |                                | 24,921.87       |              |            |
| 1834                   | IDEXX DISTRIBUTION, INC       | 3106705405      | 05/17/22     | P        | 20      | 135-65045-020-000 | Lab Supplies                   | 810.46          | 8569         | 05/25/22   |
| Totals for Check: 8569 |                               |                 |              |          |         |                   |                                | 810.46          |              |            |
| 3124                   | IRS Tax Payment               | PR00758         | 996 05/27/22 | P        |         | 135-21302-000-000 | FmH Taxes                      | 4,946.15        | 8570         | 05/25/22   |
| 3124                   | IRS Tax Payment               | PR00758         | 996 05/27/22 | P        |         | 135-21303-000-000 | Social Security Taxes          | 5,760.94        | 8570         | 05/25/22   |
| 3124                   | IRS Tax Payment               | PR00758         | 996 05/27/22 | P        |         | 135-21304-000-000 | Medicare Taxes                 | 1,347.32        | 8570         | 05/25/22   |
| Totals for Check: 8570 |                               |                 |              |          |         |                   |                                | 12,054.41       |              |            |
| 2673                   | JACK HENRY & ASSOC, INC       | 3978902         | 06/01/22     | P        | 30      | 135-55030-030-000 | Software & Support             | 2,068.56        | 8571         | 05/25/22   |
| Totals for Check: 8571 |                               |                 |              |          |         |                   |                                | 2,068.56        |              |            |
| 3132                   | Legal Shield                  | PR00757         | 996 05/13/22 | P        |         | 135-21310-000-000 | Legal Plan                     | 26.94           | 8572         | 05/25/22   |
| 3132                   | Legal Shield                  | PR00758         | 996 05/27/22 | P        |         | 135-21310-000-000 | Legal Plan                     | 26.91           | 8572         | 05/25/22   |
| Totals for Check: 8572 |                               |                 |              |          |         |                   |                                | 53.85           |              |            |
| 3186                   | MEMBER'S BUILDING MAINTENANCE | TJ3558          | 05/18/22     | P        | 30      | 135-55120-030-000 | Cleaning Services              | 75.00           | 8573         | 05/25/22   |
| 3186                   | MEMBER'S BUILDING MAINTENANCE | TJ3543          | 04/30/22     | P        | 30      | 135-55120-030-000 | Cleaning Services              | 223.24          | 8573         | 05/25/22   |
| 3186                   | MEMBER'S BUILDING MAINTENANCE | TC2204TCMUD     | 04/30/22     | P        | 30      | 135-55120-030-000 | Cleaning Services              | 967.35          | 8573         | 05/25/22   |
| 3186                   | MEMBER'S BUILDING MAINTENANCE | TC2204TCMUD     | 04/30/22     | P        | 20      | 135-55120-020-000 | Cleaning Services              | 161.23          | 8573         | 05/25/22   |
| 3186                   | MEMBER'S BUILDING MAINTENANCE | TC2204TCMUD     | 04/30/22     | P        | 10      | 135-55120-010-000 | Cleaning Services              | 161.22          | 8573         | 05/25/22   |
| Totals for Check: 8573 |                               |                 |              |          |         |                   |                                | 1,588.04        |              |            |
| 3115                   | METLIFE GROUP BENEFITS        | 06012022        | 06/01/22     | P        |         | 135-21315-000-000 | Short Term Disability          | 40.21           | 8574         | 05/25/22   |
| 3115                   | METLIFE GROUP BENEFITS        | 06012022        | 06/01/22     | P        | 10      | 135-50029-010-000 | Life Insurance & Other         | 125.46          | 8574         | 05/25/22   |
| 3115                   | METLIFE GROUP BENEFITS        | 06012022        | 06/01/22     | P        | 20      | 135-50029-020-000 | Life Insurance & Other         | 124.47          | 8574         | 05/25/22   |
| 3115                   | METLIFE GROUP BENEFITS        | 06012022        | 06/01/22     | P        | 30      | 135-50029-030-000 | Life Insurance & Other         | 157.77          | 8574         | 05/25/22   |
| Totals for Check: 8574 |                               |                 |              |          |         |                   |                                | 447.91          |              |            |
| 2713                   | OpenGov, Inc                  | 7401            | 05/18/22     | P        | 30      | 135-69005-030-000 | Capital Outlays                | 2,500.00        | 8575         | 05/25/22   |
| Totals for Check: 8575 |                               |                 |              |          |         |                   |                                | 2,500.00        |              |            |
| 2719                   | Precision Pump Systems        | 1011698         | 05/19/22     | P        | 20      | 135-55081-020-000 | Mainten & Repairs Collections  | 1,025.00        | 8576         | 05/25/22   |
| 2719                   | Precision Pump Systems        | 1011699         | 05/19/22     | P        | 20      | 135-55081-020-000 | Mainten & Repairs Collections  | 1,025.00        | 8576         | 05/25/22   |
| 2719                   | Precision Pump Systems        | 1011700         | 05/19/22     | P        | 20      | 135-55081-020-000 | Mainten & Repairs Collections  | 1,025.00        | 8576         | 05/25/22   |
| 2719                   | Precision Pump Systems        | 1011723-1       | 05/22/22     | P        | 20      | 135-55080-020-000 | Maintenance & Repairs          | 863.33          | 8576         | 05/25/22   |
| Totals for Check: 8576 |                               |                 |              |          |         |                   |                                | 3,938.33        |              |            |
| 3134                   | Prime Controls, LP            | SM 8206         | 05/19/22     | P        | 20      | 135-55081-020-000 | Mainten & Repairs Collections  | 927.75          | 8577         | 05/25/22   |
| Totals for Check: 8577 |                               |                 |              |          |         |                   |                                | 927.75          |              |            |
| 2703                   | RDO Equipment Co              | W0909919        | 05/24/22     | P        | 20      | 135-55105-020-000 | Maintenance-Backhoe/SkidLoader | 1,260.07        | 8578         | 05/25/22   |
| Totals for Check: 8578 |                               |                 |              |          |         |                   |                                | 1,260.07        |              |            |



Begin Date: 05/01/2022 End Date: 05/31/2022

From Amt:

AP Checks For Date/Amount Range  
.00 To Amt: 99,999,999.99

| Vendor Number     | Vendor Name                    | Invoice Number | Invoice Date | Inv Stat | Dept No | Account Number    | Description                   | Line Item Value | Check Number | Check Date |
|-------------------|--------------------------------|----------------|--------------|----------|---------|-------------------|-------------------------------|-----------------|--------------|------------|
| 2698              | Ritz Safety, LLC               | 6309610        | 05/24/22     | P        | 20      | 135-55081-020-000 | Mainten & Repairs Collections | 60.00           | 8579         | 05/25/22   |
| 2698              | Ritz Safety, LLC               | 6309633        | 05/24/22     | P        | 20      | 135-65010-020-000 | Uniforms                      | 507.03          | 8579         | 05/25/22   |
| Totals for Check: |                                |                |              |          |         |                   |                               | 8579            |              |            |
| 2806              | Robert Half International, Inc | 60010345       | 05/18/22     | P        | 30      | 135-55070-030-000 | Independent Labor             | 966.62          | 8580         | 05/25/22   |
| 2806              | Robert Half International, Inc | 60035894       | 05/24/22     | P        | 30      | 135-55070-030-000 | Independent Labor             | 824.17          | 8580         | 05/25/22   |
| Totals for Check: |                                |                |              |          |         |                   |                               | 8580            |              |            |
| 3182              | Strategic Government Resources | 2022-104863    | 05/20/22     | P        | 30      | 135-55070-030-000 | Independent Labor             | 202.50          | 8581         | 05/25/22   |
| Totals for Check: |                                |                |              |          |         |                   |                               | 8581            |              |            |
| 3113              | TCDRS                          | PR00758        | 996 05/27/22 | P        |         | 135-21317-000-000 | TCDRS                         | 8,757.26        | 8582         | 05/25/22   |
| Totals for Check: |                                |                |              |          |         |                   |                               | 8582            |              |            |
| 3225              | US Bank Voyager Fleet Systems  | 8693381112222  | 05/24/22     | P        | 10      | 135-65005-010-000 | Fuel & Lube                   | 2,127.73        | 8583         | 05/25/22   |
| 3225              | US Bank Voyager Fleet Systems  | 8693381112222  | 05/24/22     | P        | 20      | 135-65005-020-000 | Fuel & Lube                   | 975.38          | 8583         | 05/25/22   |
| Totals for Check: |                                |                |              |          |         |                   |                               | 8583            |              |            |
| 1058              | VERIZON WIRELESS               | 9905373412     | 05/01/22     | P        | 10      | 135-60010-010-000 | Communications/Mobiles        | 451.44          | 8584         | 05/25/22   |
| 1058              | VERIZON WIRELESS               | 9905373412     | 05/01/22     | P        | 20      | 135-60010-020-000 | Communications/Mobiles        | 435.54          | 8584         | 05/25/22   |
| 1058              | VERIZON WIRELESS               | 9903044677     | 04/01/22     | P        | 10      | 135-60010-010-000 | Communications/Mobiles        | 451.44          | 8584         | 05/25/22   |
| 1058              | VERIZON WIRELESS               | 9903044677     | 04/01/22     | P        | 20      | 135-60010-020-000 | Communications/Mobiles        | 435.54          | 8584         | 05/25/22   |
| Totals for Check: |                                |                |              |          |         |                   |                               | 8584            |              |            |
| Grand Totals:     |                                |                |              |          |         |                   |                               | 610,642.57      |              |            |

\*\*\*\*\* End of Report \*\*\*\*\*

| <b>CASH STATUS AS OF MAY 2022</b> |  | Restricted -<br>Unable to be spent | Unrestricted-<br>Available for<br>spending | Total in Accounts<br>(Restricted &<br>Unrestricted) |
|-----------------------------------|--|------------------------------------|--|---|
| 135-10250                         | TexPool O & M (XXXXX0002)-General Fund Operating ***             | \$0                                | \$3,116,572                                | \$3,116,572   |
| 135-10300                         | Prosperity Bank (XXX8701) General Fund Operating                 | \$321,865                          | \$4,532,722                                | \$4,854,587   |
| 135-10305                         | Prosperity Bank Reserve-Savings Acct (XXXXX7724)                 | \$1,480,743                        | \$0  | \$1,480,743   |
| 135-11100                         | Petty Cash Administration  | \$0                                | \$150                                      | \$150   |
| 135-11150                         | Petty Cash Utility Billing                                       | \$0                                | \$450                                      | \$450   |
| 137-10250                         | TexPool O & M (XXXXX0002) GASB Replacement                       | \$2,985,575                        | \$0  | \$2,985,575   |
| 519-10250                         | Texpool Revenue Bond Construction (XXXXX015) SWIFT               | \$0                                | \$0  | \$0   |
| 519-11155                         | Cash-Bond Escrow Bank of Texas (SWIFT)                           | \$785,066                          | \$0  | \$785,066   |
| 520-10250                         | Texpool Revenue Bond Water & Waste Water Systems 2019 (XXXXX018) | \$2,008,783                        | \$0  | \$2,008,783   |
| 520-10300                         | Prosperity Bank Construction Water & Waste Water Systems 2019    | \$0                                | \$0  | \$0   |
| 528-10250                         | TexPool Revenue Bond Reserve (XXXXX014) WWTP Improvements        | \$895,280                          | \$0  | \$895,280   |
| 533-10250                         | TexPool Tax I & S (XXXXX0003)                                    | \$928,916                          | \$0  | \$928,916   |
| 533-10300                         | Prosperity Bank (XXX8701) Tax I&S                                | \$0                                | \$0  | \$0   |
| 534-10250                         | TexPool Revenue I & S (XXXXX013) WWTP Improvements               | \$368,354                          | \$0  | \$368,354   |
| 535-10250                         | Texpool Revenue I & S (XXXXX017) SWIFT                           | \$178,832                          | \$0  | \$178,832   |
| 536-10250                         | TexPool Revenue I & S (XXXXX020) Water & Waste Water Systems     | \$166,895                          | \$0  | \$166,895   |
|                                   |  | <b>\$10,120,311</b>                | <b>\$7,649,894</b>                         | <b>\$17,770,205</b>                                 |

Amount available in cash (MUD Accounts) **\$7,649,894**

Amount available for spending (MUD Accounts) **\$7,649,894**

\*05/31/2022 Customer Water Deposits \$321,865

**Fire Department Cash**

|           |   |            |                  |                  |
|-----------|---|------------|------------------|------------------|
| 122-10250 | TexPool O & M (XXXXX0002)-Fire Operating Cash | \$0        | \$961,271        | \$961,271        |
| 122-10300 | Prosperity Bank (XXX8701) Fire Operating      | \$0        | \$0              | \$0              |
|           |   | <b>\$0</b> | <b>\$961,271</b> | <b>\$961,271</b> |

Amount available in cash (Fire Department Accounts) **\$961,271**

Amount available for spending (Fire Department Accounts) **\$961,271**

|                                   |  |
|-----------------------------------|--|
| <b>General Fund 135 Available</b> |  |
| \$ 4,532,722                      | Prosperity General Fund                              |
| \$ 3,116,572                      | Texpool General Fund                                 |
| \$ 600                            | Petty Cash   |
| <b>\$ 7,649,894</b>               | <b>Total General Fund 135 Available for Spending</b> |

**General Fund 135 Fund Balances**

|  |                    |
|--|--------------------|
| Nonspendable Fund Balance (Prepays)  | \$ 3,880           |
| Assigned Fund Balance (FY2022 Capital Projects plus prior year carry forward)        | \$ 3,370,500       |
| Unassigned Fund Balance  | \$ 5,780,613       |
| Current Year Revenue/Expenses  | \$ 441,879         |
| <b>Total Nonspendable, Assigned &amp; Committed Fund Balances - General Fund 135</b> | <b>\$9,596,871</b> |

**May Utility Billing Report**  
Fiscal Year 2021 - 2022

|                    | May 2021 | June 2021 | July 2021 | August 2021 | September 2021 | October 2021 | November 2021 | December 2021 | January 2022 | February 2022 | March 2022 | April 2022 | May 2022 |
|--------------------|----------|-----------|-----------|-------------|----------------|--------------|---------------|---------------|--------------|---------------|------------|------------|----------|
| ebills             | 1141     | 1155      | 1184      | 1264        | 1267           | 1338         | 1360          | 1370          | 1388         | 1420          | 1424       | 1465       | 1518     |
| Bills Mailed       | 3869     | 3881      | 3882      | 3884        | 3878           | 3868         | 3863          | 3855          | 3855         | 3872          | 3864       | 3868       | 3865     |
| Bank Draft         | 667      | 668       | 664       | 658         | 659            | 675          | 655           | 663           | 668          | 670           | 671        | 676        | 692      |
| Credit Card Draft  | 1357     | 1362      | 1376      | 1386        | 1400           | 1414         | 1415          | 1415          | 1437         | 1431          | 1442       | 1455       | 1450     |
| Online Payments    | 1,201    | 1,206     | 1,190     | 1,186       | 1191           | 1185         | 1166          | 1,175         | 1,174        | 1,138         | 1,225      | 1,171      | 1,196    |
| Late Notices       | 387      | 345       | 345       | 327         | 336            | 390          | 293           | 362           | 377          | 362           | 326        | 355        | 284      |
| Disconnects        | 23       | 15        | 25        | 22          | 23             | 18           | 12            | 1             | 3            | 5             | 8          | 9          | 9        |
| Connections        | MUD 3393 | MUD 3397  | MUD 3397  | MUD 3397    | MUD 3397       | MUD 3397     | MUD 3398      | MUD 3398      | MUD 3398     | MUD 3401      | MUD 3402   | MUD 3400   | MUD 3400 |
| Connections        | PID 1444 | PID 1444  | PID 1444  | PID 1444    | PID 1444       | PID 1444     | PID 1443      | PID 1443      | PID 1443     | PID 1443      | PID 1443   | PID 1443   | PID 1443 |
| Active Residential | MUD 3111 | MUD 3117  | MUD 3109  | MUD 3114    | MUD 3111       | MUD 3113     | MUD 3111      | MUD 3114      | MUD 3112     | MUD 3111      | MUD 3118   | MUD 3117   | MUD 3119 |
| Active Commercial  | MUD 253  | MUD 255   | MUD 255   | MUD 254     | MUD 255        | MUD 255      | MUD 255       | MUD 255       | MUD 255      | MUD 254       | MUD 255    | MUD 254    | MUD 254  |
| Active Residential | PID 1405 | PID 1405  | PID 1404  | PID 1406    | PID 1406       | PID 1406     | PID 1406      | PID 1406      | PID 1405     | PID 1406      | PID 1406   | PID 1404   | PID 1405 |
| Active Commercial  | PID 37   | PID 37    | PID 37    | PID 37      | PID 37         | PID 37       | PID 37        | PID 37        | PID 37       | PID 37        | PID 37     | PID 37     | PID 37   |

**May Permits**  
Fiscal Year 2022

| Date of Permit | Permit No. | Customer Deposit | Due to FW Water | Oversize Meter | Plumbing Inspections | Sewer Inspections | Fire Line | Misc. Income | Total |
|----------------|------------|------------------|-----------------|----------------|----------------------|-------------------|-----------|--------------|-------|
|                |            |                  |                 |                |                      |                   |           |              | \$ -  |
|                |            |                  |                 |                |                      |                   |           |              |       |
|                |            |                  |                 |                |                      |                   |           |              |       |
|                |            |                  |                 |                |                      |                   |           |              |       |
|                |            |                  |                 |                |                      |                   |           |              |       |
|                |            |                  |                 |                |                      |                   |           |              |       |
|                |            |                  |                 |                |                      |                   |           |              |       |
|                |            |                  |                 |                |                      |                   |           |              |       |
| Total          |            | \$ -             | \$ -            | \$ -           | \$ -                 | \$ -              | \$ -      | \$ -         | \$ -  |

## FY 2022 General Fund YTD Budget Variance

| Account                      | Description                       | FY 2022 Adopted   | Amended Budget    | May Totals     | YTD Total 5/31/2022 | YTD % Budget (66.5% Target) | Remaining Budget |
|------------------------------|-----------------------------------|-------------------|-------------------|----------------|---------------------|-----------------------------|------------------|
| <b>General Fund Revenues</b> |                                   |                   |                   |                |                     |                             |                  |
| 135-40000-000-000            | Property Taxes                    | 136,092           | 136,092           | 691            | 137,087             | 100.73%                     | (995)            |
| 135-40002-000-000            | Property Taxes/Delinquent         | 300               | 300               | 1              | (202)               | -67.17%                     | 502              |
| 135-40015-000-000            | Property Taxes/P & I              | 300               | 300               | 50             | 372                 | 124.09%                     | (72)             |
| 135-40025-000-000            | PID Surcharges                    | 165,537           | 165,537           | -              | -                   | 0.00%                       | 165,537          |
| 135-47000-000-000            | Water                             | 6,033,776         | 6,033,776         | 580,431        | 3,382,333           | 56.06%                      | 2,651,443        |
| 135-47005-000-000            | Sewer                             | 3,824,473         | 3,824,473         | 318,934        | 2,510,267           | 65.64%                      | 1,314,206        |
| 135-47025-000-000            | Penalties                         | 94,826            | 94,826            | 5,281          | 61,010              | 64.34%                      | 33,816           |
| 135-47030-000-000            | Service Charges (Disconnect Fees) | 14,000            | 14,000            | 720            | 3,694               | 26.39%                      | 10,306           |
| 135-47035-000-000            | Plumbing Inspections              | 750               | 750               | -              | 300                 | 40.00%                      | 450              |
| 135-47045-000-000            | Sewer Inspections                 | 2,500             | 2,500             | -              | 50                  | 2.00%                       | 2,450            |
| 135-47070-000-000            | TCCC Effluent Charges             | 50,000            | 50,000            | 14,990         | 40,224              | 80.45%                      | 9,776            |
| 135-48010-000-000            | Utility Fees                      | -                 | -                 | -              | -                   | 0.00%                       | -                |
| 135-49000-000-000            | Capital Lease- Other Fin Sources  | -                 | -                 | -              | -                   | 0.00%                       | -                |
| 135-49011-000-000            | Interest Income                   | 15,000            | 15,000            | 5,211          | 18,418              | 122.79%                     | (3,418)          |
| 135-49016-000-000            | Cell Tower Revenue                | 14,146            | 14,146            | 1,179          | 9,430               | 66.67%                      | 4,716            |
| 135-49018-000-000            | Building Rent Income              | -                 | -                 | -              | -                   | 0.00%                       | -                |
| 135-49026-000-000            | Proceeds from Sale of Assets      | 10,000            | 25,000            | -              | 21,001              | 84.00%                      | 3,999            |
| 135-49035-000-000            | Prior Year Reserves               | -                 | 524,000           | -              | -                   | 0.00%                       | 524,000          |
| 135-49036-000-000            | GASB Reserves                     | -                 | -                 | -              | -                   | 0.00%                       | -                |
| 135-49005-000-000            | Loan Proceeds                     | -                 | -                 | -              | -                   | 0.00%                       | -                |
| 135-49075-000-000            | Oversize Meter Reimbursement      | 2,058             | 2,058             | -              | 1,901               | 92.39%                      | 157              |
| 135-49141-000-000            | Interfund Transfer In             | -                 | -                 | -              | -                   | 0.00%                       | -                |
| 135-49145-000-000            | Intergov Transfer In              | -                 | -                 | -              | -                   | 0.00%                       | -                |
| 135-49900-000-000            | Miscellaneous Income              | 7,000             | 7,000             | 203            | 3,684               | 52.63%                      | 3,316            |
| 135-49901-000-000            | Records Management Revenue        | -                 | -                 | -              | -                   | 0.00%                       | -                |
| 135-49903-000-000            | Recovery of Prior Year Expense    | -                 | -                 | -              | -                   | 0.00%                       | -                |
| 135-00000-000-000            | Reimbursement                     | -                 | -                 | -              | -                   | 0.00%                       | -                |
|                              | <b>Total</b>                      | <b>10,370,758</b> | <b>10,909,758</b> | <b>927,692</b> | <b>6,189,571</b>    | <b>56.73%</b>               | <b>4,720,187</b> |

| Water             | General Fund Expenses                |           |           |         |           |         |           |
|-------------------|--------------------------------------|-----------|-----------|---------|-----------|---------|-----------|
| 135-50005-010-000 | Salaries & Wages                     | 402,468   | 372,468   | 27,988  | 229,689   | 61.67%  | 142,779   |
| 135-50010-010-000 | Overtime                             | 17,000    | 22,000    | 1,460   | 19,695    | 89.52%  | 2,305     |
| 135-50016-010-000 | Longevity                            | 5,829     | 5,829     | -       | 5,713     | 98.00%  | 117       |
| 135-50017-010-000 | Certification                        | 4,500     | 4,500     | 225     | 1,750     | 38.89%  | 2,750     |
| 135-50020-010-000 | Retirement                           | 46,074    | 46,074    | 3,323   | 28,807    | 62.52%  | 17,267    |
| 135-50026-010-000 | Medical Insurance                    | 97,671    | 67,671    | 5,745   | 42,599    | 62.95%  | 25,072    |
| 135-50027-010-000 | Dental Insurance                     | 5,594     | 5,594     | 339     | 2,568     | 45.91%  | 3,026     |
| 135-50028-010-000 | Vision Insurance                     | 719       | 719       | 48      | 362       | 50.36%  | 357       |
| 135-50029-010-000 | Life Insurance & Other               | 4,620     | 4,620     | 304     | 2,384     | 51.61%  | 2,236     |
| 135-50030-010-000 | Social Security Taxes                | 26,647    | 26,647    | 1,789   | 15,664    | 58.78%  | 10,983    |
| 135-50035-010-000 | Medicare Taxes                       | 6,232     | 6,232     | 418     | 3,663     | 58.78%  | 2,569     |
| 135-50040-010-000 | Unemployment Taxes                   | 1,512     | 1,512     | -       | 143       | 9.45%   | 1,369     |
| 135-50045-010-000 | Workman's Compensation               | 11,604    | 11,604    | 909     | 7,273     | 62.67%  | 4,331     |
| 135-50060-010-000 | Pre-emp Physicals/Testing            | 400       | 400       | -       | 55        | 13.86%  | 345       |
| 135-50070-010-000 | Employee Relations                   | 300       | 300       | -       | -         | 0.00%   | 300       |
| 135-55080-010-000 | Maintenance & Repairs                | 110,000   | 200,000   | 59,776  | 290,813   | 145.41% | (90,813)  |
| 135-55085-010-000 | Generator Maintenance & Repairs      | 2,000     | 2,000     | -       | -         | 0.00%   | 2,000     |
| 135-55090-010-000 | Vehicle Maintenance                  | 5,000     | 10,000    | 1,101   | 5,512     | 55.12%  | 4,488     |
| 135-55105-010-000 | Maintenance-Heavy Equipment          | 1,000     | 1,000     | 237     | 237       | 23.66%  | 763       |
| 135-55120-010-000 | Cleaning Services                    | 2,000     | 2,000     | 161     | 1,129     | 56.43%  | 871       |
| 135-55135-010-000 | Lab Analysis - MUD                   | 7,500     | 7,500     | 280     | 2,451     | 32.69%  | 5,049     |
| 135-55135-010-001 | Lab Analysis - PID                   | 2,000     | 2,000     | -       | 714       | 35.70%  | 1,286     |
| 135-60010-010-000 | Communications/Mobiles               | 7,500     | 7,500     | 903     | 4,437     | 59.16%  | 3,063     |
| 135-60020-010-000 | Electricity                          | 131,689   | 131,689   | 11,127  | 82,876    | 62.93%  | 48,813    |
| 135-60066-010-000 | Publications/Books/Subscrip          | 1,000     | 1,000     | -       | 875       | 87.50%  | 125       |
| 135-60070-010-000 | Dues & Memberships                   | -         | -         | -       | 125       | 0.00%   | (125)     |
| 135-60080-010-000 | Schools & Training                   | 4,141     | 4,141     | 111     | 1,781     | 43.00%  | 2,360     |
| 135-60100-010-000 | Travel & per diem                    | 988       | 988       | -       | -         | 0.00%   | 988       |
| 135-60135-010-000 | TCEQ Fees & Permits - MUD            | 30,000    | 30,000    | 214     | 16,007    | 53.36%  | 13,993    |
| 135-60150-010-000 | Wholesale Water                      | 2,508,611 | 2,508,611 | 200,618 | 1,152,704 | 45.95%  | 1,355,907 |
| 135-60245-010-000 | Miscellaneous Expenses               | -         | -         | -       | -         | 0.00%   | -         |
| 135-60280-010-000 | Property Maintenance                 | -         | -         | -       | 145       | 0.00%   | (145)     |
| 135-60285-010-000 | Lawn Services                        | 12,500    | 12,500    | 600     | 3,170     | 25.36%  | 9,330     |
| 135-60332-010-000 | Interfund Transfer Out- Revenue I&S  | 569,454   | 569,454   | 51,769  | 414,149   | 72.73%  | 155,305   |
| 135-60333-010-000 | Interfund Transfer Out- Bond Reserve | -         | -         | -       | -         | 0.00%   | -         |
| 135-60334-010-000 | Interfund Transfer Out-Bank Reserve  | -         | -         | -       | -         | 0.00%   | -         |
| 135-60360-010-000 | Furniture/Equipment < \$5000         | 2,500     | 2,500     | -       | -         | 0.00%   | 2,500     |
| 135-65005-010-000 | Fuel & Lube                          | 15,000    | 15,000    | 2,128   | 12,493    | 83.29%  | 2,507     |
| 135-65010-010-000 | Uniforms                             | 5,250     | 5,250     | 883     | 2,059     | 39.22%  | 3,191     |
| 135-65030-010-000 | Chemicals                            | 25,000    | 25,000    | 3,616   | 18,788    | 75.15%  | 6,212     |
| 135-65035-010-000 | Small Tools                          | -         | -         | -       | -         | 0.00%   | -         |
| 135-65040-010-000 | Safety Equipment                     | -         | -         | -       | -         | 0.00%   | -         |

June 20, 2022 Regular Meeting Agenda Packet

| Account           | Description                    | FY 2022 Adopted  | Amended Budget   | May Totals     | YTD Total 5/31/2022 | YTD % Budget (66.5% Target) | Remaining Budget |
|-------------------|--------------------------------|------------------|------------------|----------------|---------------------|-----------------------------|------------------|
| 135-65050-010-000 | Meter Expense                  | 20,000           | 20,000           | -              | -                   | 0.00%                       | 20,000           |
| 135-65053-010-000 | Meter Change Out Program       | 87,000           | 87,000           | -              | 66,372              | 76.29%                      | 20,629           |
| 135-69005-010-000 | Capital Outlays                | 905,000          | 1,429,000        | 61,953         | 216,298             | 15.14%                      | 1,212,702        |
| 135-69008-010-000 | Short Term Debt-Principal      | 31,419           | 31,419           | -              | 31,418              | 100.00%                     | 1                |
| 135-69009-010-000 | Short Term Debt-Interest       | 1,404            | 1,404            | -              | 934                 | 66.52%                      | 470              |
| 135-69195-010-000 | Gasb34/Reserve for Replacement | 75,000           | 75,000           | -              | 75,000              | 100.00%                     | -                |
| 135-69281-010-000 | Water Tank Inspection Contract | 113,500          | 113,500          | -              | 110,864             | 97.68%                      | 2,636            |
| 135-70040-010-000 | Bond Related Expenses          | -                | -                | -              | -                   | 0.00%                       | -                |
|                   | <b>Subtotal Water</b>          | <b>5,307,626</b> | <b>5,871,626</b> | <b>438,020</b> | <b>2,871,715</b>    | <b>48.91%</b>               | <b>2,999,911</b> |

| <b>Wastewater</b> |   |                  |                  |                |                  |               |                  |
|-------------------|---|------------------|------------------|----------------|------------------|---------------|------------------|
| 135-50005-020-000 | Salaries & Wages                            | 478,934          | 418,934          | 26,983         | 255,624          | 61.02%        | 163,310          |
| 135-50010-020-000 | Overtime                                    | 33,000           | 33,000           | 1,541          | 22,737           | 68.90%        | 10,263           |
| 135-50016-020-000 | Longevity                                   | 7,956            | 7,956            | -              | 7,955            | 99.99%        | 1                |
| 135-50017-020-000 | Certification                               | 8,400            | 8,400            | 450            | 4,350            | 51.79%        | 4,050            |
| 135-50020-020-000 | Retirement                                  | 56,634           | 56,634           | 3,245          | 32,660           | 57.67%        | 23,974           |
| 135-50026-020-000 | Medical Insurance                           | 112,190          | 72,190           | 5,745          | 50,422           | 69.85%        | 21,768           |
| 135-50027-020-000 | Dental Insurance                            | 7,175            | 7,175            | 316            | 2,780            | 38.74%        | 4,395            |
| 135-50028-020-000 | Vision Insurance                            | 1,013            | 1,013            | 44             | 404              | 39.87%        | 609              |
| 135-50029-020-000 | Life Insurance & Other                      | 4,800            | 4,800            | 268            | 2,471            | 51.49%        | 2,329            |
| 135-50030-020-000 | Social Security Taxes                       | 32,754           | 32,754           | 1,791          | 17,782           | 54.29%        | 14,972           |
| 135-50035-020-000 | Medicare Taxes                              | 7,660            | 7,660            | 419            | 4,159            | 54.29%        | 3,501            |
| 135-50040-020-000 | Unemployment Taxes                          | 1,764            | 1,764            | -              | 54               | 3.06%         | 1,710            |
| 135-50045-020-000 | Workman's Compensation                      | 14,153           | 14,153           | 1,118          | 8,943            | 63.19%        | 5,210            |
| 135-50060-020-000 | Pre-emp Physicals/Testing                   | 400              | 400              | -              | 38               | 9.50%         | 362              |
| 135-50070-020-000 | Employee Relations                          | 300              | 300              | -              | -                | 0.00%         | 300              |
| 135-55005-020-000 | Engineering                                 | -                | -                | -              | -                | 0.00%         | -                |
| 135-55070-020-000 | Independent Labor                           | -                | -                | -              | -                | 0.00%         | -                |
| 135-55080-020-000 | Maintenance & Repairs- WWTP                 | 125,000          | 160,000          | 6,450          | 114,124          | 71.33%        | 45,876           |
| 135-55081-020-000 | Maintenance & Repairs- Collections          | 222,500          | 222,500          | 9,255          | 194,482          | 87.41%        | 28,018           |
| 135-55085-020-000 | Generator Maintenance & Repairs             | 9,000            | 9,000            | -              | 315              | 3.50%         | 8,685            |
| 135-55090-020-000 | Vehicle Maintenance- WWTP                   | 4,600            | 4,600            | -              | 138              | 3.01%         | 4,462            |
| 135-55091-020-000 | Vehicle Maintenance- Collections            | 13,000           | 13,000           | 4,334          | 14,430           | 111.00%       | (1,430)          |
| 135-55105-020-000 | Maintenance-Heavy Equipment                 | 3,000            | 3,000            | 1,260          | 1,260            | 42.00%        | 1,740            |
| 135-55120-020-000 | Cleaning Services                           | 2,000            | 2,000            | 161            | 1,129            | 56.43%        | 871              |
| 135-55125-020-000 | Dumpster Services                           | 100,000          | 100,000          | 6,007          | 64,049           | 64.05%        | 35,951           |
| 135-55135-020-000 | Lab Analysis                                | 40,000           | 40,000           | 4,726          | 29,956           | 74.89%        | 10,044           |
| 135-60010-020-000 | Communications/Mobiles                      | 7,500            | 7,500            | 871            | 4,294            | 57.25%        | 3,206            |
| 135-60020-020-000 | Electricity                                 | 150,732          | 150,732          | 13,823         | 108,192          | 71.78%        | 42,540           |
| 135-60066-020-000 | Publications/Books/Subscripts               | -                | -                | -              | -                | 0.00%         | -                |
| 135-60070-020-000 | Dues & Memberships                          | -                | -                | -              | -                | 0.00%         | -                |
| 135-60080-020-000 | Schools & Training                          | 4,652            | 4,652            | -              | 1,112            | 23.90%        | 3,540            |
| 135-60090-020-000 | Safety Program                              | -                | -                | -              | -                | 0.00%         | -                |
| 135-60100-020-000 | Travel & per diem                           | 1,138            | 1,138            | -              | -                | 0.00%         | 1,138            |
| 135-60105-020-000 | Rent/Lease Equipment                        | -                | -                | -              | -                | 0.00%         | -                |
| 135-60125-020-000 | Advertising                                 | -                | -                | -              | -                | 0.00%         | -                |
| 135-60135-020-000 | TCEQ Fees & Permits                         | 12,000           | 22,000           | -              | 19,510           | 88.68%        | 2,490            |
| 135-60245-020-000 | Miscellaneous Expenses                      | -                | -                | -              | -                | 0.00%         | -                |
| 135-60280-020-000 | Property Maintenance                        | -                | -                | -              | -                | 0.00%         | -                |
| 135-60285-020-000 | Lawn Equipment & Maintenance                | 16,000           | 16,000           | 770            | 2,310            | 14.44%        | 13,690           |
| 135-60331-020-000 | Interfund Transfer Out-Tax I&S              | 115,924          | 115,924          | 10,539         | 84,308           | 72.73%        | 31,616           |
| 135-60332-020-000 | Interfund Transfer Out- Revenue I&S         | 690,085          | 690,085          | 62,735         | 501,880          | 72.73%        | 188,205          |
| 135-60333-020-000 | Interfund Transfer Out-Bond Reserve         | -                | -                | -              | -                | 0.00%         | -                |
| 135-60334-020-000 | Interfund Transfer Out-Bank Reserve Account | -                | -                | -              | -                | 0.00%         | -                |
| 135-60360-020-000 | Furniture/Equipment < \$5000                | 500              | 500              | -              | -                | 0.00%         | 500              |
| 135-65005-020-000 | Fuel & Lube                                 | 12,500           | 12,500           | 975            | 8,154            | 65.23%        | 4,346            |
| 135-65010-020-000 | Uniforms                                    | 6,205            | 6,205            | 675            | 2,309            | 37.22%        | 3,896            |
| 135-65030-020-000 | Chemicals- WWTP                             | 32,500           | 32,500           | 2,448          | 12,418           | 38.21%        | 20,082           |
| 135-65031-020-000 | Chemicals- Collections                      | 10,000           | 10,000           | 5,555          | 5,776            | 57.76%        | 4,224            |
| 135-65035-020-000 | Small Tools                                 | -                | -                | -              | -                | 0.00%         | -                |
| 135-65040-020-000 | Safety Equipment                            | -                | -                | -              | -                | 0.00%         | -                |
| 135-65045-020-000 | Lab Supplies                                | 33,000           | 33,000           | 3,332          | 25,384           | 76.92%        | 7,616            |
| 135-69005-020-000 | Capital Outlays                             | 700,000          | 685,000          | 5,031          | 129,725          | 18.94%        | 555,275          |
| 135-69008-020-000 | Short Term Debt-Principal                   | 81,878           | 81,878           | -              | 62,369           | 76.17%        | 19,509           |
| 135-69009-020-000 | Short Term Debt-Interest                    | 7,312            | 7,312            | -              | 3,358            | 45.92%        | 3,954            |
| 135-69195-020-000 | Gasb34/Reserve for Replacement              | 130,000          | 130,000          | -              | 130,000          | 100.00%       | -                |
| 135-70020-020     | Capital Lease Issuance Cost                 | -                | -                | -              | -                | 0.00%         | -                |
|                   | <b>Subtotal Wastewater</b>                  | <b>3,298,159</b> | <b>3,228,159</b> | <b>180,867</b> | <b>1,931,359</b> | <b>59.83%</b> | <b>1,296,800</b> |

| <b>Board of Directors</b> |                               |           |     |   |     |        |    |
|---------------------------|-------------------------------|-----------|-----|---|-----|--------|----|
| 135-50005-026-000         | Salaries & Wages              | -         | -   | - | -   | 0.00%  | -  |
| 135-50030-026-000         | Social Security Taxes         | -         | -   | - | -   | 0.00%  | -  |
| 135-50035-026-000         | Medicare Taxes                | -         | -   | - | -   | 0.00%  | -  |
| 135-55040-026-000         | Unemployment Taxes            | -         | -   | - | -   | 0.00%  | -  |
| 135-50045-026-000         | Workman's Compensation        | 30        | 30  | 1 | 7   | 22.93% | 23 |
| 135-60066-026-000         | Publications/Books/Subscripts | -         | -   | - | -   | 0.00%  | -  |
| 135-60070-026-000         | Dues & Memberships            | 21 of 501 | 750 | - | 700 | 93.33% | 50 |

June 20, 2022 Regular Meeting Agenda Packet

| Account           | Description                        | FY 2022 Adopted | Amended Budget | May Totals | YTD Total 5/31/2022 | YTD % Budget (66.5% Target) | Remaining Budget |
|-------------------|------------------------------------|-----------------|----------------|------------|---------------------|-----------------------------|------------------|
| 135-60075-026-000 | Meetings                           | 1,500           | 1,500          | 151        | 956                 | 63.71%                      | 544              |
| 135-60080-026-000 | Schools & Training                 | 4,000           | 4,000          | -          | -                   | 0.00%                       | 4,000            |
| 135-60100-026-000 | Travel & per diem                  | 5,000           | 5,000          | -          | -                   | 0.00%                       | 5,000            |
| 135-60245-026-000 | Miscellaneous Expenses             | 500             | 500            | -          | -                   | 0.00%                       | 500              |
|                   | <b>Subtotal Board of Directors</b> | <b>11,780</b>   | <b>11,780</b>  | <b>152</b> | <b>1,662</b>        | <b>14.11%</b>               | <b>10,118</b>    |

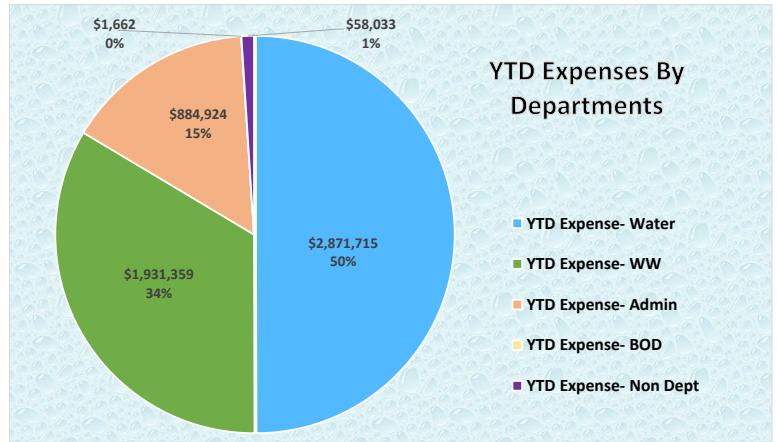
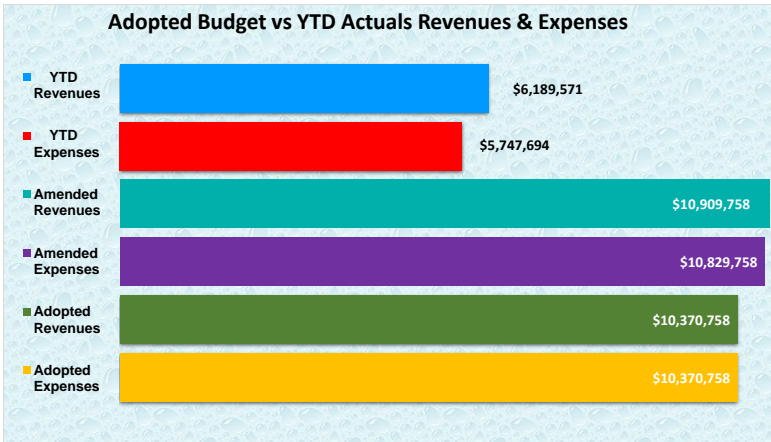
| <b>Administration</b> |                                 |                  |                  |               |                |               |                |
|-----------------------|---------------------------------|------------------|------------------|---------------|----------------|---------------|----------------|
| 135-50005-030-000     | Salaries & Wages                | 567,338          | 567,338          | 37,372        | 355,722        | 62.70%        | 211,616        |
| 135-50010-030-000     | Overtime                        | 2,000            | 2,000            | 19            | 238            | 11.91%        | 1,762          |
| 135-50016-030-000     | Longevity                       | 2,972            | 2,972            | -             | 2,973          | 100.02%       | (1)            |
| 135-50020-030-000     | Retirement                      | 61,353           | 61,353           | 4,188         | 40,399         | 65.85%        | 20,954         |
| 135-50026-030-000     | Medical Insurance               | 103,384          | 83,384           | 5,200         | 49,005         | 58.77%        | 34,379         |
| 135-50027-030-000     | Dental Insurance                | 6,533            | 6,533            | 273           | 2,671          | 40.89%        | 3,862          |
| 135-50028-030-000     | Vision Insurance                | 819              | 819              | 40            | 366            | 44.70%        | 453            |
| 135-50029-030-000     | Life Insurance & Other          | 4,800            | 4,800            | 334           | 3,141          | 65.43%        | 1,659          |
| 135-50030-030-000     | Social Security Taxes           | 35,483           | 35,483           | 2,207         | 21,321         | 60.09%        | 14,162         |
| 135-50035-030-000     | Medicare Taxes                  | 8,298            | 8,298            | 516           | 4,986          | 60.09%        | 3,312          |
| 135-50040-030-000     | Unemployment Taxes              | 1,512            | 1,512            | -             | 54             | 3.57%         | 1,458          |
| 135-50045-030-000     | Workman's Compensation          | 1,425            | 1,425            | 126           | 1,007          | 70.69%        | 418            |
| 135-50060-030-000     | Pre-emp Physicals/Testing       | 500              | 500              | 150           | 150            | 30.09%        | 350            |
| 135-50070-030-000     | Employee Relations              | 4,000            | 4,000            | -             | 3,344          | 83.61%        | 656            |
| 135-55005-030-000     | Engineering                     | -                | -                | -             | -              | 0.00%         | -              |
| 135-55030-030-000     | Software & Support              | 122,310          | 122,310          | 10,055        | 72,106         | 58.95%        | 50,204         |
| 135-55070-030-000     | Independent Labor               | 15,000           | 25,000           | 5,512         | 14,309         | 57.24%        | 10,691         |
| 135-55080-030-000     | Maintenance & Repairs           | 40,000           | 40,000           | -             | 20,053         | 50.13%        | 19,947         |
| 135-55085-030-000     | Generator Maintenance & Repairs | 3,000            | 3,000            | -             | -              | 0.00%         | 3,000          |
| 135-55100-030-000     | Building Maintenance & Supplies | -                | -                | -             | -              | 0.00%         | -              |
| 135-55120-030-000     | Cleaning Services               | 12,000           | 12,000           | 1,266         | 7,430          | 61.91%        | 4,570          |
| 135-55160-030-000     | Professional Outside Services   | 70,281           | 70,281           | -             | 68,631         | 97.65%        | 1,650          |
| 135-55205-030-000     | Utility Billing Contract        | 9,000            | 9,000            | 601           | 4,849          | 53.88%        | 4,151          |
| 135-60005-030-000     | Telephone                       | 8,500            | 8,500            | 471           | 3,944          | 46.40%        | 4,556          |
| 135-60010-030-000     | Communications/Mobiles          | 3,000            | 3,000            | 225           | 1,800          | 60.00%        | 1,200          |
| 135-60020-030-000     | Electricity                     | 15,213           | 15,213           | 706           | 10,100         | 66.39%        | 5,113          |
| 135-60025-030-000     | Water                           | 5,000            | 5,000            | 364           | 2,638          | 52.76%        | 2,362          |
| 135-60035-030-000     | Postage                         | 30,000           | 30,000           | 1,738         | 14,902         | 49.67%        | 15,098         |
| 135-60040-030-000     | Bank Service Charges & Fees     | 85,000           | 85,000           | 7,626         | 57,377         | 67.50%        | 27,623         |
| 135-60050-030-000     | Bad Debt Expense                | 1,500            | 1,500            | -             | -              | 0.00%         | 1,500          |
| 135-60055-030-000     | Insurance                       | 84,000           | 84,000           | 7,307         | 56,786         | 67.60%        | 27,214         |
| 135-60066-030-000     | Publications/Books/Subscrip     | -                | -                | -             | -              | 0.00%         | -              |
| 135-60070-030-000     | Dues & Memberships              | 6,000            | 6,500            | 160           | 6,361          | 97.87%        | 139            |
| 135-60075-030-000     | Meetings                        | -                | -                | -             | -              | 0.00%         | -              |
| 135-60079-030-000     | Public Education                | 2,000            | 4,000            | -             | 3,867          | 96.67%        | 133            |
| 135-60080-030-000     | Schools & Training              | 5,250            | 5,250            | 120           | 881            | 16.78%        | 4,369          |
| 135-60100-030-000     | Travel & per diem               | 1,587            | 1,587            | 303           | 434            | 27.35%        | 1,153          |
| 135-60110-030-000     | Physicals/Testing               | -                | -                | -             | -              | 0.00%         | -              |
| 135-60115-030-000     | Elections                       | 5,000            | 12,500           | -             | -              | 0.00%         | 12,500         |
| 135-60125-030-000     | Advertising                     | 2,500            | 2,500            | -             | -              | 0.00%         | 2,500          |
| 135-60235-030-000     | Security                        | -                | -                | -             | 48             | 0.00%         | (48)           |
| 135-60245-030-000     | Miscellaneous Expenses          | -                | -                | -             | 112            | 0.00%         | (112)          |
| 135-60246-030-000     | General Manager Contingency     | -                | -                | -             | -              | 0.00%         | -              |
| 135-60285-030-000     | Lawn Equipment & Maintenance    | 5,000            | 5,000            | 470           | 2,818          | 56.36%        | 2,182          |
| 135-60360-030-000     | Furniture/Equipment < \$5000    | 10,000           | 10,000           | -             | 3,284          | 32.84%        | 6,716          |
| 135-65010-030-000     | Uniforms                        | 530              | 530              | -             | -              | 0.00%         | 530            |
| 135-65055-030-000     | Hardware IT                     | 21,400           | 21,400           | -             | 168            | 0.79%         | 21,232         |
| 135-65085-030-000     | Office Supplies                 | 6,000            | 6,000            | 873           | 3,141          | 52.35%        | 2,859          |
| 135-65090-030-000     | Printer Supplies & Maintenance  | -                | -                | -             | -              | 0.00%         | -              |
| 135-65095-030-000     | Maintenance Supplies            | 4,000            | 4,000            | 1,047         | 3,998          | 99.95%        | 2              |
| 135-65105-030-000     | Printing                        | -                | -                | -             | -              | 0.00%         | -              |
| 135-69005-030-000     | Capital Outlays                 | 190,000          | 190,000          | 5,464         | 37,348         | 19.66%        | 152,652        |
| 135-69170-030-000     | Copier Lease Installments       | 4,000            | 4,000            | 265           | 2,160          | 54.00%        | 1,840          |
|                       | <b>Subtotal Administration</b>  | <b>1,567,488</b> | <b>1,567,488</b> | <b>94,997</b> | <b>884,924</b> | <b>56.45%</b> | <b>682,564</b> |

| <b>Non Departmental</b> |                                  |                |                |              |               |               |               |
|-------------------------|----------------------------------|----------------|----------------|--------------|---------------|---------------|---------------|
| 135-55045-039-000       | Legal                            | 135,000        | 100,000        | 1,400        | 18,744        | 18.74%        | 81,256        |
| 135-55055-039-000       | Auditing                         | 33,800         | 33,800         | -            | 25,375        | 75.08%        | 8,425         |
| 135-55060-039-000       | Appraisal                        | 12,055         | 12,055         | -            | 10,040        | 83.29%        | 2,015         |
| 135-55065-039-000       | Tax Admin Fees                   | 4,850          | 4,850          | -            | 3,874         | 79.88%        | 976           |
|                         | <b>Subtotal Non Departmental</b> | <b>185,705</b> | <b>150,705</b> | <b>1,400</b> | <b>58,033</b> | <b>38.51%</b> | <b>92,672</b> |

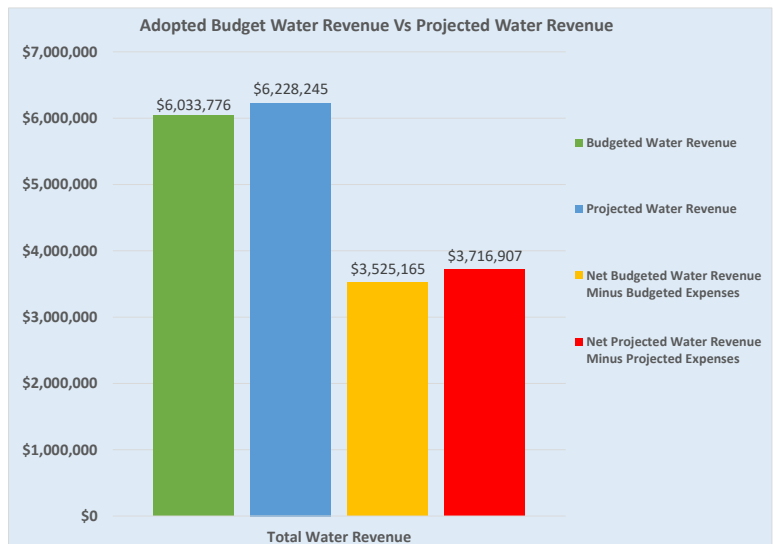
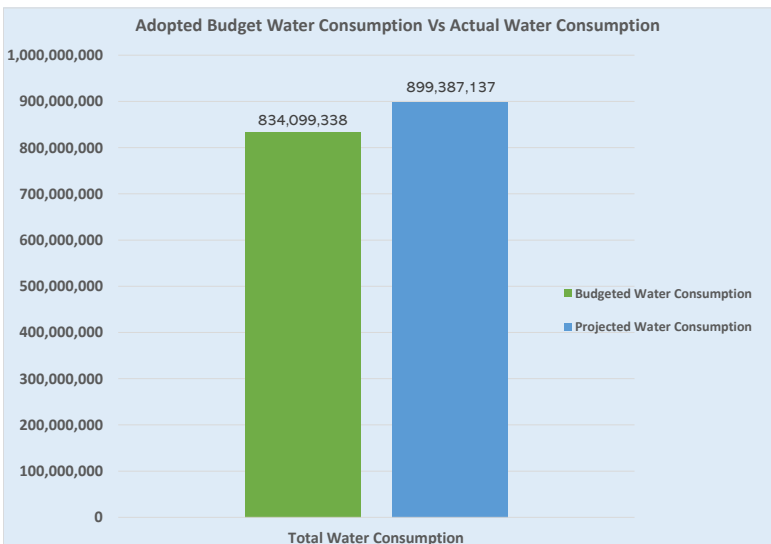
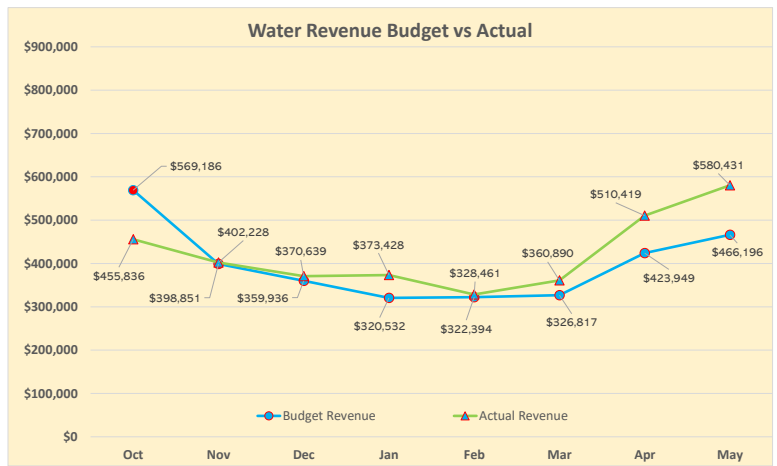
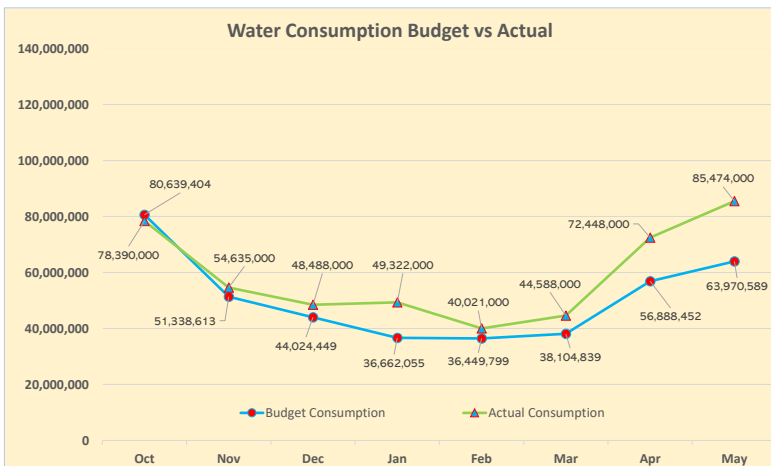
|                                     |                   |                   |                |                  |               |                  |
|-------------------------------------|-------------------|-------------------|----------------|------------------|---------------|------------------|
| <b>Total General Fund Revenues</b>  | <b>10,370,758</b> | <b>10,909,758</b> | <b>927,692</b> | <b>6,189,571</b> | <b>56.73%</b> | <b>4,720,187</b> |
| <b>Total General Fund Expenses</b>  | <b>10,370,758</b> | <b>10,829,758</b> | <b>715,436</b> | <b>5,747,694</b> | <b>53.07%</b> | <b>5,082,064</b> |
| <b>Net Budget Surplus (Deficit)</b> | <b>-</b>          | <b>80,000</b>     | <b>212,256</b> | <b>441,877</b>   | <b>3.66%</b>  | <b>361,877</b>   |

# FY 2022 Combined Financials

YTD as of 5/31/2022



## Water Budget vs Actual



**TROPHY CLUB MUD NO. 1 - FIRE DEPARTMENT  
BALANCE SHEET  
MAY 2022**



**122**

| <b>ASSETS</b>                                 | <b>FIRE DEPT.</b>     |
|---|-----------------------|
| CASH IN BANK                                  | -                     |
| INVESTMENTS                                   | 961,271               |
| PREPAID EXPENSES                              | 6,653                 |
| ADVALOREM PROPERTY TAXES RECEIVABLE           | 28,825                |
| EMERGENCY SERVICES ASSESSMENTS RECEIVABLE     | -                     |
| UTILITY AND OTHER ACCOUNTS RECEIVABLE         | -                     |
| <b>TOTAL ASSETS</b>                           | <b><u>996,749</u></b> |
| <b>LIABILITIES AND FUND BALANCE</b>           |                       |
| <b>LIABILITIES</b>                            |                       |
| DEFERRED REVENUE - PROPERTY TAXES/ASSESSMENTS | 22,949                |
| ACCOUNTS AND OTHER PAYABLES                   | -                     |
| <b>TOTAL LIABILITIES</b>                      | <b><u>22,949</u></b>  |
| <b>FUND BALANCE</b>                           |                       |
| DESIGNATED FOR FUTURE ASSET REPLACEMENT       | -                     |
| NON-SPENDABLE FUND BALANCE                    | -                     |
| UNASSIGNED FUND BALANCE                       | 720,907               |
| RESERVE FOR ENCUMBRANCES                      | -                     |
| NET REVENUES / EXPENDITURES                   | 252,894               |
| <b>TOTAL FUND BALANCE</b>                     | <b><u>973,800</u></b> |
| <b>TOTAL LIABILITIES AND FUND BALANCE</b>     | <b><u>996,749</u></b> |





**TROPHY CLUB MUD NO. 1 - O&M (GENERAL FUND)  
BALANCE SHEET  
MAY 2022**

|  | 135               | 137              |                   |
|--|-------------------|------------------|-------------------|
|  | GENERAL FUND      | GASB             | TOTAL             |
| <b>ASSETS</b>                                    |                   |                  |                   |
| CASH ON HAND                                     | 600               | -                | 600               |
| CASH IN BANK-CHECKING                            | 4,854,587         | -                | 4,854,587         |
| CASH IN BANK-SAVINGS-CASH RESERVE                | 1,480,743         | -                | 1,480,743         |
| INVESTMENTS-TEXPOOL                              | 3,116,572         | 2,985,575        | 6,102,147         |
| PREPAID EXPENSES                                 | 41,722            | -                | 41,722            |
| ADVALOREM PROPERTY TAXES RECEIVABLE              | 2,999             | -                | 2,999             |
| UTILITY AND OTHER ACCOUNTS RECEIVABLE            | 1,154,186         | -                | 1,154,186         |
| <b>TOTAL ASSETS</b>                              | <b>10,651,410</b> | <b>2,985,575</b> | <b>13,636,985</b> |
| <b>LIABILITIES AND FUND BALANCE</b>              |                   |                  |                   |
| <b>LIABILITIES</b>                               |                   |                  |                   |
| DEFERRED REVENUE - AD VALOREM PROPERTY TAXES     | 1,547             | -                | 1,547             |
| ACCOUNTS AND OTHER PAYABLES                      | 731,127           | -                | 731,127           |
| CUSTOMER DEPOSITS                                | 321,865           | -                | 321,865           |
| <b>TOTAL LIABILITIES</b>                         | <b>1,054,538</b>  | <b>-</b>         | <b>1,054,538</b>  |
| <b>FUND BALANCE</b>                              |                   |                  |                   |
| NON-SPENDABLE FUND BALANCE                       | 3,880             | -                | 3,880             |
| ASSIGNED FUND BALANCE                            | 3,370,500         | -                | 3,370,500         |
| ASSIGNED FUND BALANCE/TOWN ELEVATED STORAGE TANK | -                 | 360,000          | 360,000           |
| ASSIGNED FUND BALANCE/WATER REPLACEMENT          | -                 | 1,113,885        | 1,113,885         |
| ASSIGNED FUND BALANCE/SEWER REPLACEMENT          | -                 | 1,211,690        | 1,211,690         |
| ASSIGNED FUND BALANCE/FIRE DEPARTMENT            | -                 | -                | -                 |
| ASSIGNED FUND BALANCE/WWTP MBR REPLACEMENT       | -                 | 300,000          | 300,000           |
| UNASSIGNED FUND BALANCE                          | 5,780,613         | -                | 5,780,613         |
| COMMITTED FUND BALANCE                           | -                 | -                | -                 |
| NET REVENUES / EXPENDITURES                      | 441,879           | -                | 441,879           |
| <b>TOTAL FUND BALANCE</b>                        | <b>9,596,872</b>  | <b>2,985,575</b> | <b>12,582,446</b> |
| <b>TOTAL LIABILITIES AND FUND BALANCE</b>        | <b>10,651,410</b> | <b>2,985,575</b> | <b>13,636,985</b> |

**TROPHY CLUB MUD NO. 1 - REVENUE BOND CONSTRUCTION  
 NSII FORT WORTH- SWIFT FUNDING  
 BALANCE SHEET  
 MAY 2022**



519

| <b>ASSETS</b>                             | <b>REVENUE BOND<br/>CONSTRUCTION</b> |
|---|--------------------------------------|
| CASH IN BANK                              | -                                    |
| CASH IN ESCROW                            | 785,066                              |
| INVESTMENTS                               | -                                    |
| ACCOUNTS RECEIVABLE                       | -                                    |
| <b>TOTAL ASSETS</b>                       | <b>785,066</b>                       |
| <b>LIABILITIES AND FUND BALANCE</b>       |                                      |
| <b>LIABILITIES</b>                        |                                      |
| ACCOUNTS AND OTHER PAYABLES               | 81,691                               |
| <b>TOTAL LIABILITIES</b>                  | <b>81,691</b>                        |
| <b>FUND BALANCE</b>                       |                                      |
| ASSIGNED FUND BALANCE                     | 703,345                              |
| NET REVENUES / EXPENDITURES               | 30                                   |
| <b>TOTAL FUND BALANCE</b>                 | <b>703,375</b>                       |
| <b>TOTAL LIABILITIES AND FUND BALANCE</b> | <b>785,066</b>                       |

**TROPHY CLUB MUD NO. 1 - 16" WATERLINE REV BOND  
BALANCE SHEET  
MAY 2022**



**FUND 520**

**16" 2019  
REVENUE BOND**

| <b>ASSETS</b>                             |                         |
|---|-------------------------|
| CASH IN BANK                              | 2,008,783               |
| INVESTMENTS                               | -                       |
| ACCOUNTS RECEIVABLE                       | -                       |
| <b>TOTAL ASSETS</b>                       | <b><u>2,008,783</u></b> |
| <b>LIABILITIES AND FUND BALANCE</b>       |                         |
| <b>LIABILITIES</b>                        |                         |
| ACCOUNTS AND OTHER PAYABLES               | 160,504                 |
| <b>TOTAL LIABILITIES</b>                  | <b><u>160,504</u></b>   |
| <b>FUND BALANCE</b>                       |                         |
| ASSIGNED FUND BALANCE                     | 4,032,009               |
| NET REVENUES / EXPENDITURES               | (2,183,730)             |
| <b>TOTAL FUND BALANCE</b>                 | <b><u>1,848,279</u></b> |
| <b>TOTAL LIABILITIES AND FUND BALANCE</b> | <b><u>2,008,783</u></b> |

**TROPHY CLUB MUD NO. 1 - REVENUE BOND RESERVE  
BALANCE SHEET  
MAY 2022**



**528**

**REVENUE BOND  
RESERVE**

| <b>ASSETS</b>                             |                |
|---|----------------|
| CASH IN BANK                              | -              |
| INVESTMENTS                               | 895,280        |
| ACCOUNTS RECEIVABLE                       | -              |
| <b>TOTAL ASSETS</b>                       | <b>895,280</b> |
| <br>                                      |                |
| <b>LIABILITIES AND FUND BALANCE</b>       |                |
| <b>LIABILITIES</b>                        |                |
| ACCOUNTS AND OTHER PAYABLES               | -              |
| <b>TOTAL LIABILITIES</b>                  | <b>-</b>       |
| <br>                                      |                |
| <b>FUND BALANCE</b>                       |                |
| ASSIGNED FUND BALANCE                     | 894,311        |
| NET REVENUES / EXPENDITURES               | 969            |
| <b>TOTAL FUND BALANCE</b>                 | <b>895,280</b> |
| <b>TOTAL LIABILITIES AND FUND BALANCE</b> | <b>895,280</b> |

**TROPHY CLUB MUD NO. 1 - I&S (DEBT SERVICE)  
BALANCE SHEET  
MAY 2022**



**533**

| <b>ASSETS</b>                                | <b>INTEREST &amp;<br/>SINKING DEBT</b> |
|--|--|
| CASH IN BANK                                 | -                                      |
| INVESTMENTS                                  | 928,916                                |
| PREPAID EXPENSES                             | -                                      |
| ADVALOREM PROPERTY TAXES RECEIVABLE          | 15,979                                 |
| ACCOUNTS RECEIVABLE-OTHER                    | -                                      |
| <b>TOTAL ASSETS</b>                          | <b>944,895</b>                         |
| <b>LIABILITIES AND FUND BALANCE</b>          |  |
| LIABILITIES                                  | 57,355                                 |
| DEFERRED REVENUE - AD VALOREM PROPERTY TAXES | 6,441                                  |
| ACCOUNTS AND OTHER PAYABLES                  | -                                      |
| <b>TOTAL LIABILITIES</b>                     | <b>63,796</b>                          |
| <b>FUND BALANCE</b>                          |  |
| ASSIGNED FUND BALANCE                        | (16,307)                               |
| NET REVENUES / EXPENDITURES                  | 897,408                                |
| <b>TOTAL FUND BALANCE</b>                    | <b>881,099</b>                         |
| <b>TOTAL LIABILITIES AND FUND BALANCE</b>    | <b>944,895</b>                         |

**TROPHY CLUB MUD NO. 1 - REVENUE BOND I&S (WWTP)  
BALANCE SHEET  
MAY 2022**



**534**

| <b>ASSETS</b>                             | <b>REVENUE BOND<br/>I&amp;S WWTP</b> |
|---|--------------------------------------|
| CASH IN BANK                              | -                                    |
| INVESTMENTS                               | 368,354                              |
| ACCOUNTS RECEIVABLE                       | -                                    |
| <b>TOTAL ASSETS</b>                       | <u><u>368,354</u></u>                |
| <b>LIABILITIES AND FUND BALANCE</b>       |                                      |
| <b>LIABILITIES</b>                        |                                      |
| ACCOUNTS AND OTHER PAYABLES               | -                                    |
| <b>TOTAL LIABILITIES</b>                  | <u><u>-</u></u>                      |
| <b>FUND BALANCE</b>                       |                                      |
| ASSIGNED FUND BALANCE                     | 26,061                               |
| NET REVENUES / EXPENDITURES               | 342,294                              |
| <b>TOTAL FUND BALANCE</b>                 | <u><u>368,354</u></u>                |
| <b>TOTAL LIABILITIES AND FUND BALANCE</b> | <u><u>368,354</u></u>                |

**TROPHY CLUB MUD NO. 1 - SWIFT REVENUE BOND I&S  
BALANCE SHEET  
MAY 2022**



**535**

**NSII FTW SWIFT  
REVENUE BOND  
I&S**

| <b>ASSETS</b>                             |                       |
|---|-----------------------|
| CASH IN BANK                              | -                     |
| INVESTMENTS                               | 178,832               |
| ACCOUNTS RECEIVABLE                       | -                     |
| <b>TOTAL ASSETS</b>                       | <u><u>178,832</u></u> |
| <b>LIABILITIES AND FUND BALANCE</b>       |                       |
| <b>LIABILITIES</b>                        |                       |
| ACCOUNTS AND OTHER PAYABLES               | -                     |
| <b>TOTAL LIABILITIES</b>                  | <u><u>-</u></u>       |
| <b>FUND BALANCE</b>                       |                       |
| ASSIGNED FUND BALANCE                     | 5,656                 |
| NET REVENUES / EXPENDITURES               | 173,176               |
| <b>TOTAL FUND BALANCE</b>                 | <u><u>178,832</u></u> |
| <b>TOTAL LIABILITIES AND FUND BALANCE</b> | <u><u>178,832</u></u> |

**TROPHY CLUB MUD NO. 1 - REVENUE BOND I&S  
WATER & WASTEWATER SYSTEM 2019  
BALANCE SHEET  
MAY 2022**



536

|   | <b>REVENUE BOND<br/>SERIES 2019 I&amp;S</b> |
|---|---|
| <b>ASSETS</b>                             |   |
| CASH IN BANK                              | -   |
| INVESTMENTS                               | 166,895                                     |
| ACCOUNTS RECEIVABLE                       | -   |
| <b>TOTAL ASSETS</b>                       | <b>166,895</b>                              |
| <b>LIABILITIES AND FUND BALANCE</b>       |   |
| <b>LIABILITIES</b>                        |   |
| ACCOUNTS AND OTHER PAYABLES               | -   |
| <b>TOTAL LIABILITIES</b>                  | <b>-</b>                                    |
| <b>FUND BALANCE</b>                       |   |
| ASSIGNED FUND BALANCE                     | 565   |
| NET REVENUES / EXPENDITURES               | 166,330                                     |
| <b>TOTAL FUND BALANCE</b>                 | <b>166,895</b>                              |
| <b>TOTAL LIABILITIES AND FUND BALANCE</b> | <b>166,895</b>                              |



**REGULAR MEETING MINUTES  
TROPHY CLUB MUNICIPAL UTILITY DISTRICT NO. 1  
BOARD OF DIRECTORS  
May 17, 2022, at 7:30 p.m.**

Trophy Club Municipal Utility District No. 1 Board of Directors, of Denton and Tarrant Counties, met in regular session on May 17, 2022 at 7:30 p.m., in the Boardroom of the Administration Building, 100 Municipal Drive, Trophy Club, Texas 76262. The meeting was held within the boundaries of the District and was open to the public.

STATE OF TEXAS §  
COUNTIES OF DENTON AND TARRANT §

**BOARD MEMBERS PRESENT:**

|                  |                     |
|------------------|---------------------|
| Steve Flynn      | President           |
| Mark Chapman     | Vice President      |
| Kelly Castonguay | Secretary/Treasurer |
| William C. Rose  | Director            |
| Kevin R. Carr    | Director            |

**NEWLY ELECTED DIRECTORS PRESENT:**

Tracey Hunter, Director Place 3  
Ben Brewster, Director Place 4  
Doug Harper, Director Place 5

**STAFF PRESENT:**

|                 |                    |
|-----------------|--------------------|
| Alan Fourmentin | General Manager    |
| Laurie Slaght   | District Secretary |
| Mike McMahon    | Operations Manager |
| Steven Krolczyk | Finance Manager    |
| Tony Corbett    | Legal Counsel      |

**CALL TO ORDER AND ANNOUNCE A QUORUM**

President Flynn announced the date of May 17, 2022, called the meeting to order and announced a quorum present at 7:44 p.m.

**CITIZEN COMMENTS – There were no citizen comments**

**REPORTS & UPDATES**

1. Staff Reports
  - a. Capital Improvement Projects
  - b. Water Operations Report
  - c. 2021 Consumer Confidence Report
  - d. Wastewater System Reports
  - e. Finance Reports

General Manager Alan Fourmentin presented the monthly staff reports and answered questions related thereto.

**CONSENT AGENDA**

2. Consider and act to approve the Consent Agenda.
  - a. April 2022 Combined Financials
  - b. April 18, 2022, Regular Meeting Minutes

**Motion made by Director Carr and seconded by Director Castonguay to approve the Consent Agenda as presented.**

**Motion carried unanimously**

**REGULAR SESSION**

3. Consider and act regarding the Junction Way Road Access Project described in the District's interlocal agreement with the Town of Trophy Club.

Alan Fourmentin stated that improvement to the was an agreement between the Town and the District. Fourmentin stated that the District's portion of the cost is \$84,423.75.

**Motion made by Director Rose and seconded by Director Chapman to approve the expenditure of no more than an amount of \$84,423.75 for the Junction Way Extension project for maintenance building lease track improvements in previous agreement with Town of Trophy Club and authorize the General Manager to sign any associated.**

**Motion carried unanimously**

4. Discussion and update regarding request for American Rescue Plan Act (ARPA) funds for infrastructure improvement projects.

General Manager Alan Fourmentin stated the email response from Denton County was included in the agenda packet. The response from the county states that Denton County has not assigned any direct ARPA funding for external governmental entities. Fourmentin did not receive a response from Tarrant County.

**Motion by Director Rose and seconded by Director Castonguay for the General Manager to make written request to the Towns of Westlake and Trophy Club to determine the process and information required to submit a request for ARPA funds to the Town of Trophy Club and the Town of Westlake.**

**For: Rose, Castonguay, Chapman and Flynn  
Oppose: Carr**

**Motion passed- 4-1**

5. Consider and act regarding approval of Work Order No. 3 with Garver for professional engineering services related to Lift Station Generator Improvements for a total cost of \$82,920.00 and authorize the General Manager to execute the necessary contract documents.

**Motion made by Director Chapman and seconded by Director Rose to approve Work Order No. 3 with Garver for professional engineering services related to Lift Station Generator Improvements for a cost not to exceed \$82,920.00 and authorize the General Manager to execute the necessary contract documents.**

**Motion carried unanimously**

6. Consider and act regarding the purchase of replacement pumps for District wastewater lift stations.

Operations Manager Mike McMahon stated that we need redundancy for the lift stations to avoid down time and reduce the possibility of a sanitary sewer overflows. The lead time to order pumps is several months.

**Motion made by Director Rose and seconded by Director Chapman to purchase replacement pumps for DHS Automation the \$47,052.45**

**Motion carried unanimously**

7. Service Appreciation Presentation to Director Castonguay by General Manager Alan Fourmentin.

Tonight, we recognize Director Kelly Castonguay for her service to the District as this is her last board meeting. Director Castonguay was elected to the Board on May 15<sup>th</sup> of 2018 and has dedicated four years of service to the board, serving as Secretary/Treasurer of the Board for the last two years.

We want to express our heartfelt gratitude for your service, leadership, and dedication to the District. You have provided valued input regarding future projects and policies, and responsible decision making in determining the allocation of rates and tax dollars in the provision of water, sewer, and fire services for District customers.

I also want to personally thank you for placing your trust in me as General Manager of the District, it has been an honor. Your professionalism, candor, and feedback provided to me over the past few years has been greatly appreciated.

Thank you for choosing to be a leader in this community through service on this board and making this a great place to work. With that being said, I would like to present you with a token of appreciation for your service to the District and this community.

Director Castonguay stated it has been a privilege to work with the Board for the last 4 years and the last 2 years with Director Carr. Castonguay stated she has learned so much about the District, water, and

wastewater. She added that working with District staff has been incredible and is thankful for the opportunity.

8. Consider and take appropriate action regarding election matters:
  - a. Approve Order 2022-0517A canvassing the election returns and declaring the results of the May 7, 2022, General Election.
  - b. Approve issuance of Certificates of Election.
  - c. Administer the oath of office, approve statement of officers and director bonds, and take other such actions as necessary for Directors to qualify for office.

Official results from Denton and Tarrant counties were received from the May 7<sup>th</sup> General Election and those results were placed at the dais and are attached to the meeting agendas. The total number of votes cast in Denton County was 1,048 and the total number of votes cast in Tarrant county was 112.

The District Secretary stated that the cumulative votes for newly elected Tracey Hunter Director Place 3 were 413. The cumulative votes for newly elected Ben Brewster, Director Place 4 were 750 and the cumulative votes for newly elected Doug Harper, Director Place 5 were 736.

**Motion made by Director Rose and seconded by Director Castonguay to approve Order 2022-0517A canvassing the election returns as amended at the dais and declaring the results of the May 7, 2022, General Election.**

**Motion carried unanimously**

District Secretary, Laurie Slaght noted that she had officially swore the candidates in prior to the meeting; administering the Official Statement and Oath of Office to Tracey Hunter, Ben Brewster, and Doug Harper ; and the Director Bond has been updated and issued.

Outgoing Board President Steve Flynn ceremonially administered the Oath of Office to Tracey Hunter, Ben Brewster, and Doug Harper.

9. Election of Officers to the Board of Directors of the District.  
There were no officers remaining on the Board following the administration of Oaths.

Director Hunter nominated Director Carr for President  
Director Harper nominated Director Rose for President

For Director Carr: Brewster, Carr, Hunter  
For Director Rose: Harper, Rose

**Director Carr will serve as Board President**

President Carr called for nominations for Vice President

Director Hunter nominated Director Brewster for Vice President

Director Harper nominated Director Rose for Vice President

For Director Brewster: Brewster, Carr, Hunter, Rose

For Director Rose: Harper

**Director Brewster will serve as Vice President**

President Carr called for nominations for Secretary/Treasurer

Director Hunter nominated Director Harper for Secretary/Treasurer

For: Brewster, Carr, Harper, Hunter, and Rose

Oppose: 0

**Director Harper will serve as Secretary/ Treasurer**

10. Consider and take appropriate action regarding District bank signatories including:

- a. Approve Resolution No. 2022-0517A designating authorized signers on Prosperity Bank accounts.
- b. Approve Resolution No. 2022-0517B designating depository institutions, designating authorized signatories for the disbursement of District funds, providing for electronic transfers of District funds, and containing other matters relating thereto.
- c. Approve Resolution No. 2022-0517C designating depository designating authorized signers on Texpool Accounts.

**Motion made by Director Brewster and seconded by Director Harper to approve agenda items a. through c.**

**Motion carried unanimously**

11. Items for future agendas: Director Rose would like to discuss electioneering and political signage on the Fire Station Property, and place members on the Strategic Partnership Committee.

12. Set future Meeting date - Regular Meeting with Orientation Workshop Session - June 20, 2022, at 6:30 p.m.

**ADJOURN**

**President Carr called the meeting adjourned and 8:34 p.m.**

---

Kevin Carr, President

---

Doug Harper, Secretary/Treasurer

(SEAL)

---

Laurie Slaght, District Secretary



---

STAFF REPORT

June 20, 2022

**AGENDA ITEM:**

Consider and act to appoint two Directors to the Budget committee.

**DESCRIPTION:**

Staff requests the selection of a Budget Committee assembled of (2) Directors to meet and discuss any recommendations during the FY 2023 Budget process.

**IMPORTANT BUDGET DATES**

| <b>Dates</b> | <b>Meeting Description</b>                                     |
|--------------|--|
| 06/20/2022   | Budget Committee Selection (June Board Meeting)                |
| 06/30/2022   | First Budget Committee Meeting                                 |
| 07/26/2022   | Certified Tax Numbers (Denton County & Tarrant County)         |
| 08/03/2022   | Second Budget Committee Meeting                                |
| 08/15/2022   | Draft Budget Review & Accept Tax Rate (August Board Meeting)   |
| 09/01/2022   | Final Budget Committee Meeting (If Required)                   |
| 09/19/2022   | Notice of Tax Hearing to Adopt Tax Rate & Adopt FY 2023 Budget |

\*Dates are subject to change



---

STAFF REPORT

June 20, 2022

**AGENDA ITEM:**

Consider and act to appoint two Directors to the Audit committee.

**DESCRIPTION:**

Staff requests the selection of an Audit Committee assembled of (2) Directors to guide in the selection of a new Independent Auditor and review the draft FY 2022 Audit.

**IMPORTANT AUDIT DATES**

| <b>Dates</b>             | <b>Meeting Description</b>                                     |
|--------------------------|--|
| 06/20/2022               | Audit Committee Selection (June Board Meeting)                 |
| 07/06/2022               | First Audit Committee Meeting                                  |
| 07/18/2022               | Present Recommended Audit Firm to Approve (July Board Meeting) |
| 11/7/2022-<br>11/25/2022 | Auditors On-site To Perform Field Work                         |
| 12/15/2022               | Second Audit Meeting To Review Draft Audit                     |
| 01/05/2023               | Final Audit Committee Meeting (If Required)                    |
| 01/16/2023               | Adopt FY 2022 Audit (January Board Meeting)                    |

\*Dates are subject to change



## Calendars

- Board Room
- Elections
- MUD Audits
- Office Closed Holiday
- Staff Events

July 2022

|    | Sun          | Mon                       | Tue | Wed | Thu | Fri   | Sat |
|----|--------------|---------------------------|-----|-----|-----|-------|-----|
| 27 | Jun 26, 2022 | 27                        | 28  | 29  | 30  | Jul 1 | 2   |
| 28 | 3            | 4<br>Independence Day     | 5   | 6   | 7   | 8     | 9   |
| 29 | 10           | 11                        | 12  | 13  | 14  | 15    | 16  |
| 30 | 17           | 18<br>6:30pm ↻ Board of D | 19  | 20  | 21  | 22    | 23  |
| 31 | 24           | 25                        | 26  | 27  | 28  | 29    | 30  |
| 32 | 31           | Aug 1                     | 2   | 3   | 4   | 5     | 6   |